

Special Ed



DUCK FOR PRESIDENT LITERACY UNIT



Special Needs for Special Kids

ALSO INCLUDES GOOGLE SLIDES



These literacy units are something I created and started using in my classroom. I had students with significant challenges and most were **non-readers**. This is a great way to expose all students to some great books.

Duck for President

Literacy Unit for Special Education

By

Christa Joy

Special Needs for Special Kids



Table of Contents

Worksheet pages	Title
4-5	Story Board
6-9	Circle map: Duck campaigns
10-11	Word map: campaign
12-15	Matching leader to community
16-18	Matching what each person would be covered with
19-21	Writing prompt
22-23	Terms of Use

In a separate files:

- Directions and links to digital activities
- Activities in black and white

This unit has 5 activities to go with this book to last a full week of instruction.

There are 2 separate files, one in color and one in black and white.

This unit comes with a storyboard.

Storyboards are great for ALL students to assist with participation and engagement in group discussions.

Tips on how to use in the unit!!



Errorless option

Place pictures in the circle map showing all the things Duck did to campaign.




parades	go to diners	made signs	went on TV	speeches
had meetings	kissed babies	recount votes	register voters	vote

Cut out the pictures and place in the circle map on the previous page **ONLY IF** they were things Duck did.


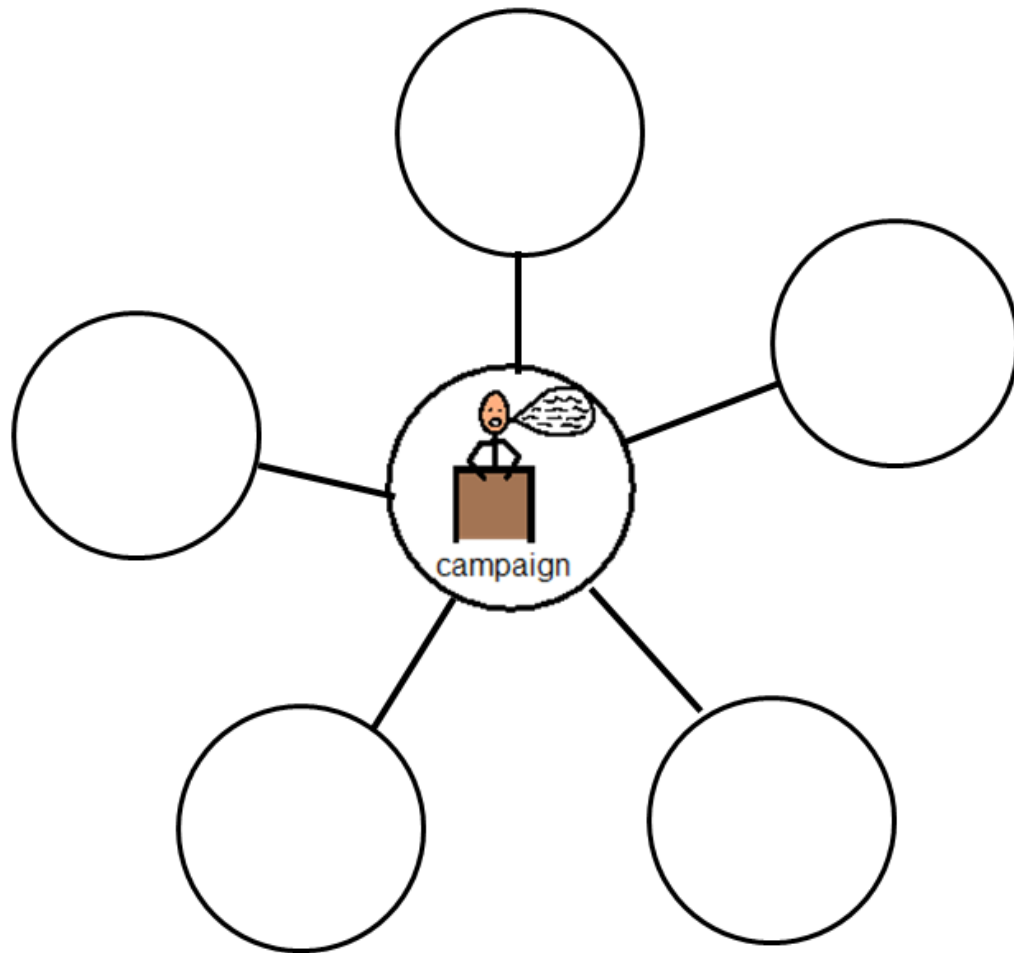
parades	go to diners	cheated	went on TV	steal
had meetings	fight	recount votes	register voters	voted
argue	kissed babies	made signs	played frisbee	speeches

Christa Joy, Special Needs for Special Kids The Picture Community
Dynavox. All Rights Reserved Worldwide. Used with permission.
Dynavox

There is a circle map showing all the things Duck did to campaign. There is an option that only has correct answers and one that has wrong answers mixed in.




What does campaign mean?











Christa Joy, Special Needs for Special Kids
The Picture Communication Symbols ©1981–2018 by Tobii Dynavox. All Rights Reserved
Worldwide. Used with permission. Boardmaker® is a trademark of Tobii Dynavox








There is a word map showing what the word campaign actually means. This is an errorless activity.



















Look at each community/location below. Who would be in charge of it?

 farm	 city
 state	 country
 school	 classroom
 church	 circus

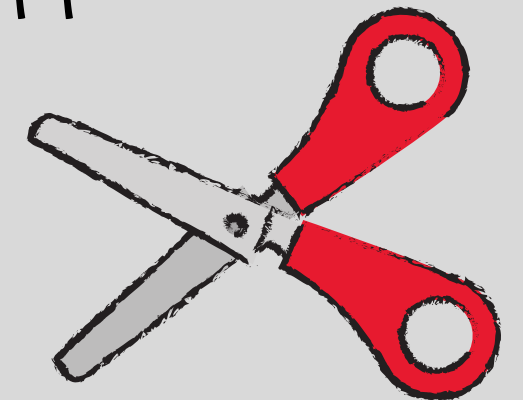
Look at each community/location below. Who would be in charge of it?

 farm	 city
 state	 country
 school	 classroom
	 circus

Match the best hat to the occasion on the previous page. Use color coding for differentiation as needed.

 teacher	 ringmaster	 principal	 governor
 president	 farmer	 pastor	 mayor
 teacher	 ringmaster	 principal	 governor
 president	 farmer	 pastor	 mayor

There is a matching activity where students match the leader of each community. There is a color-coded option included for students who need more support.










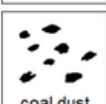








What would each person be covered with by the end of the day?

 baker	 paint
 movie star	 flour
 lifeguard	 fur
 dentist	 coal dust
 miner	 toothpaste
 veterinarian	 ketchup
 chef	 make-up
 artist	 suntan lotion

Christa Joy, Special Needs for Special Kids The Picture Communication Symbols ©1981–2018 by Tobii Dynavox. All Rights Reserved Worldwide. Used with permission. Boardmaker® is a trademark of Tobii Dynavox

What would each person be covered with by the end of the day?

differentiated

 baker	 paint
 movie star	 flour
 lifeguard	 fur
 dentist	 coal dust
 miner	 toothpaste
 veterinarian	 ketchup
 chef	 make-up
 artist	 suntan lotion

Christa Joy, Special Needs for Special Kids The Picture Communication Symbols ©1981–2018 by Tobii Dynavox. All Rights Reserved Worldwide. Used with permission. Boardmaker® is a trademark of Tobii Dynavox

There is a matching activity, matching what each person would be covered with at the end of the day depending on their job. There is a differentiated version included.

Duck for President

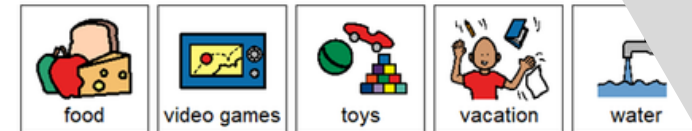
I think Duck would make a president.

He would make sure we all had enough .

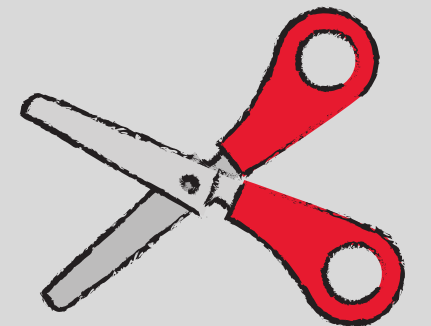
We would only have to go to school days as week.

He would send everyone a in the mail.


And there would be no more .



Students will write a story about why Duck would make a good president. This is an errorless activity that allows students to write their own story independently.




Watch Duck
for
President
read aloud












There is a video of the
book read aloud. This is
a video from YouTube.





Place pictures in circle map showing what Duck did to campaign.

 parades	 go to diners	 made signs	 w
 speeches	 had meetings	 kissed babies	
 register voters	 voted		


There are digital versions of the activities included. Students click and drag the answers.



baker




miner



movie star



veterinarian



lifeguard



chef



dentist



artist



What do you think each person would be covered with by the end of the day?




paint



flour



fur



coal dust



toothpaste



ketchup

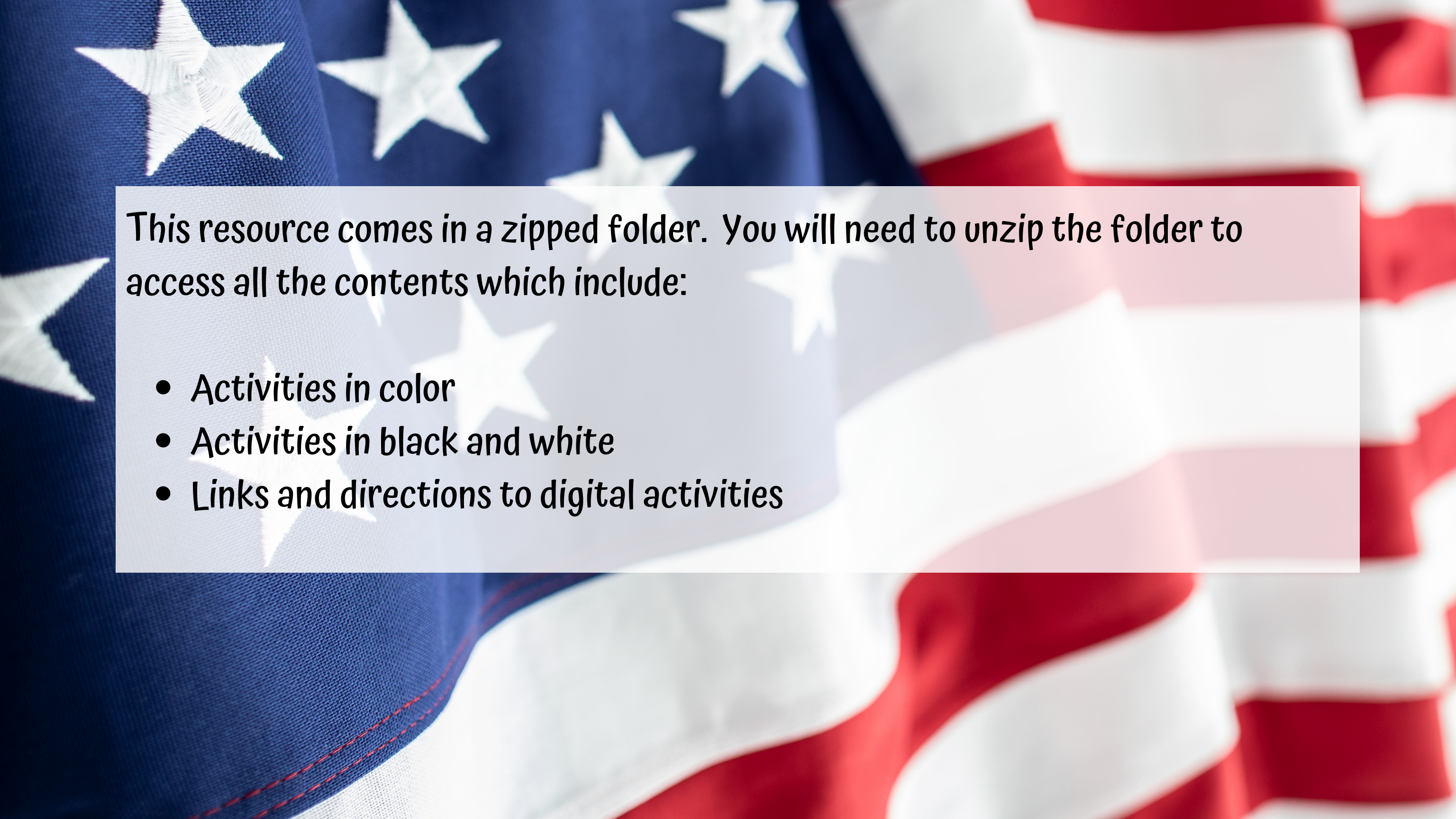


make-up



suntan lotion

There are 2 sets, one that includes differentiation shown here.

The background of the entire image is a close-up, slightly blurred view of the American flag, showing the blue field with white stars and the red and white stripes. A semi-transparent white rectangular box is overlaid on the left side of the image, containing text and a list.

This resource comes in a zipped folder. You will need to unzip the folder to access all the contents which include:

- *Activities in color*
- *Activities in black and white*
- *Links and directions to digital activities*