

Dolphins at Daybreak Magic Tree House #8



11 activities

15 questions

Special Needs for Special Kids



These novel units are something I created and started using in my classroom. I had students with significant challenges and most were **non-readers** (like my little guy). They were the best thing I ever did, and my students LOVED them.

Table of Contents

Worksheet pages	Title	Chapter
4-5	Suggestions for use	
6	Story board	
7	Title and Author	
8	Good vs bad dreams	1
9-11	Ocean circle map	2
12	Which button?	3
13-14	Animals living in coral reef	4
15-16	Homophones	5
17-19	Octopus circle map	6
20-21	Ways to stay calm	7
22-24	Shark/dolphin Venn diagram	8
25-26	Animals with and without shells	9
27-28	Solve the riddles	10
29-30	My trip in the magic treehouse	10
31	Other Novel Units available	
32-33	Terms of Use	

This novel unit has **11 different activities**.

There is an activity for each chapter that is NOT comprehension based. So, even if your students do not pay attention, they can still complete the activity.

Dream or Nightmare

Look at each dream. If you think it would found in a good dream, color in **yellow**. If it would be something in a nightmare, color it **grey**.



For example, Jack and Annie have a dream the treehouse is back.

So, I have an activity where students look at images of different dreams to decide if they would be good or bad.

Suggestions for Use

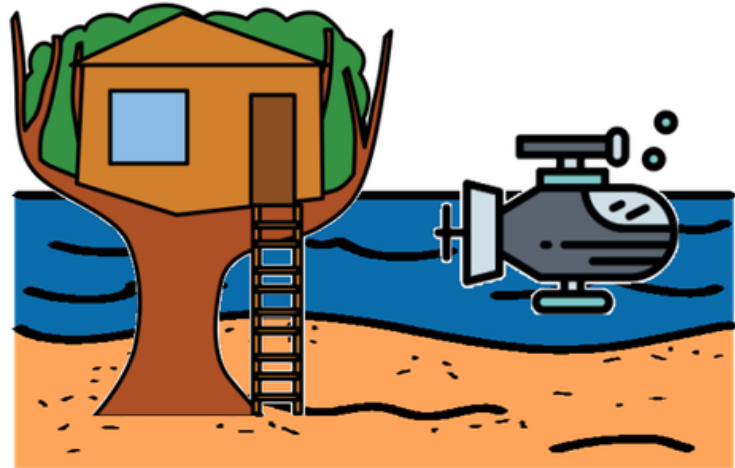
- I made this unit to go along with the book, *Dolphins at Daybreak* that you would be reading it aloud to your class at a rate of about 1 chapter per day.
- Be sure to give each student their own copy of the story board (pg. 6) to use while reading and discussing the story.
- Benefits of reading out loud, even to classes made up of severely affected students:
 - Teaches students to sit quietly even when there isn't something for them to do. This is such an important life skill. We all have to spend time sitting and listening to someone we are not that interested in at some point.
 - Parents will LOVE you. Not only will they be excited their child is being exposed to age appropriate material, but you are teaching them how to sit quietly, which will hopefully transfer to home as well.
 - Even with your lowest level learners, you will have 1 or 2 that will truly enjoy the story.
 - It can be a calming experience to sit and listen to the teacher read in a methodical way.

Suggestions on how I found this activity worked best in my classroom are provided. I typically had 6-8 students in grades K-5 with one adult assistant in the room with me.

Color version

Dolphins at Daybreak Magic Tree House #9 for Special Education

By
Christa Joy
Special Needs for Special Kids




Christa Joy, Special Needs for Special Kids
The Picture Communication Symbols ©1981-2019 by Tobii Dynavox. All Rights Reserved
Worldwide. Used with permission. Boardmaker® is a trademark of Tobii Dynavox

2

BW version

Dolphins at Daybreak Magic Tree House #9 for Special Education

By
Christa Joy
Special Needs for Special Kids



Christa Joy, Special Needs for Special Kids
The Picture Communication Symbols ©1981-2019 by Tobii Dynavox. All Rights Reserved
Worldwide. Used with permission. Boardmaker® is a trademark of Tobii Dynavox


2

This entire novel unit
comes in 2 separate files.
One is completely in color
and one is completely in
black and white.

This unit comes with a vocabulary board.

Vocabulary boards are great for ALL students to assist with participation and engagement in group discussions.

Tips on how to use in the unit!!




What are some things you think Jack and Annie might find on their adventure in the ocean?

Chapter 2

There are circle maps in this unit.









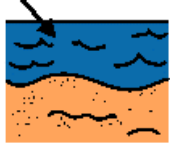

Circle maps are a great way for students to see the big idea.














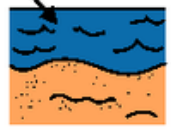



What are some facts about an octopus?

Chapter 6



 arms	 big head	 3 hearts	 blue blood	 swim fast
 squirt ink	 smart	 no bones	 ocean	 e

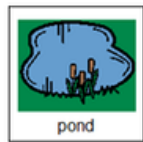

 arms	 big head	 3 hearts	 blue blood	 swim fast
 squirt ink	 feather	 no bones	 breathe air	 eat meat
 walk on land	 smart	 fly	 ocean	 noisy

Each circle map comes with 2 choices:

An errorless option with only correct answers

An option that has wrong answers mixed in students will need to set aside.


Sort the following animals depending on if they live in the coral reef or in/around a pond.


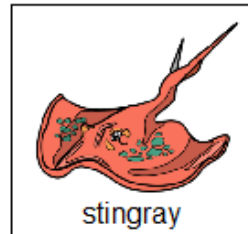











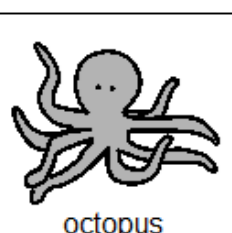


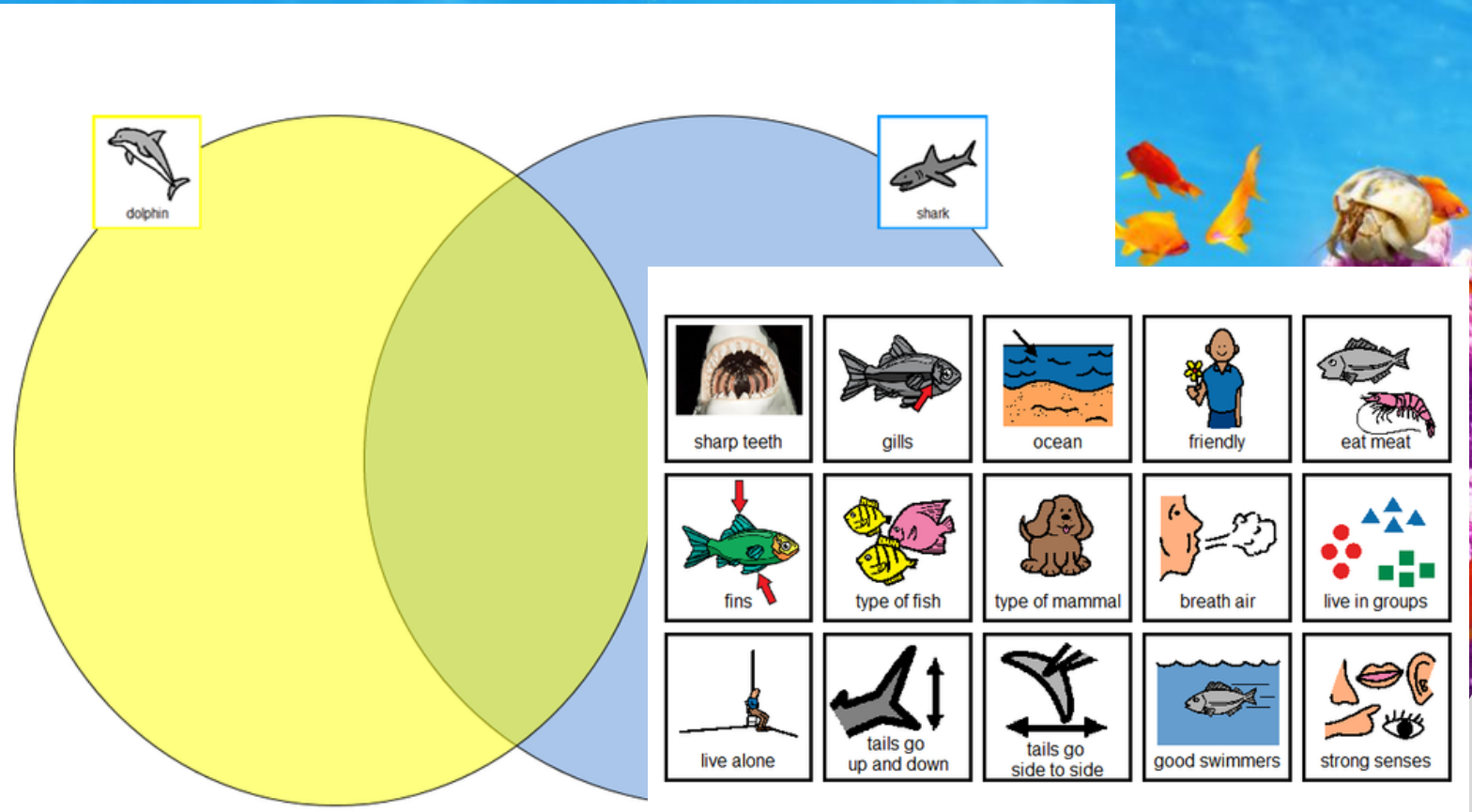
Chapter 4

There are sorting activities.


Directions on how to add color coding for differentiation is included.




 starfish	 stingray	 clam	 turtle	 dolphin
 frog	 heron	 jellyfish	 dragon fly	 raccoon
 catfish	 shark	 sea horse	 tropical fish	 octopus



Many of the activities are differentiated for you. That way more students can participate independently along with their peers.



color coding added



My trip in the magic treehouse


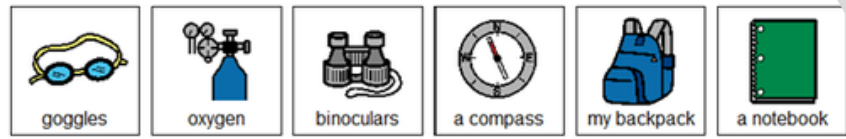
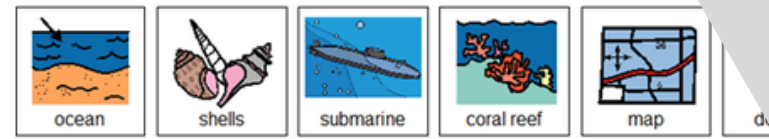

I looked in a book about and make a wish.

When I opened my eyes I saw .

I went down the ladder to check out the .

I took a with me.

When it was time to go back home, I felt .



All of the Magic Treehouse units end with a writing prompt. These are errorless activities. Students will write a story about their trip in the treehouse. Different pictures are used for each novel.



1. How did Jack and Annie know the treehouse was back?




2. What are Jack and Annie going to try and become?




3. How many riddles do Jack and Annie have to solve?



4. Where do Jack and Annie end up on this adventure?



5. What did Jack and Annie find on the reef?



Finally this unit does come with 15 comprehension questions.

Chapter references for each question

Question	Chapter
1	1
2	1
3	1
4	2
5	2
6	3
7	4
8	5
9	6
10	6
11	7
12	8
13	9
14	9
15	10

There is a guide that references which chapter each question came from.

Answer key included!!





I realize there will be some students out there unable to do cutting activities. I have a blog post with ways to complete activities without a pair of scissors!!

[Click Here to read more!!](#)