

DINGOES AT DINNERTIME

MAGIC TREE HOUSE #19



10 activities

15 questions



Special Needs for Special Kids





These novel units are something I created and started using in my classroom. I had students with significant challenges and most were **non-readers** (like my little guy). They were the best thing I ever did, and my students LOVED them.

Table of Contents

| Worksheet pages | Activity | Chapter |
|-----------------|---------------------------------|---------|
| 4 | Suggestions for use | |
| 5 | Story board | |
| 6 | Title and Author | |
| 7 | Find Australia on the map | 1 |
| 8-9 | Birds that can and cannot fly | 2 |
| 10-12 | Kangaroo circle map | 3 |
| 13 | Marsupials | 4 |
| 14-16 | Animals in Australia | 5 |
| 17-18 | Places that are dark | 6 |
| 19-20 | Opposites: weather | 7 |
| 21 | What is a legend? | 8 |
| 22-23 | Consequences | 9 |
| 24-25 | My trip in the Magic Tree House | 10 |
| 26-28 | Other novel units available | |
| 29-30 | Terms of use | |

This novel unit has **10 different activities**. There is an activity for each chapter that is NOT comprehension based. So, even if your students do not pay attention, they can still complete the activity.









As the boy (who was Teddy) finds out, there are always consequences to our actions. Some are good and some are bad, depending on the action. Look at each action in the box and find what you think the consequence would be.

| | | | |
|---|--|--|--|
|  fighting | |  study | |
|  water | |  exercise | |
|  spill | |  cheat | |
|  mean | |  good job | |



Jack and Annie break the spell over Teddy. They learn he was turned into a dog as a consequence of his actions.

Match the consequence to the action on the previous page. There may be more than one right answer.

| | | | |
|---|---|--|--|
|  no one wants to play with you |  strong |  allowance |  clean up mess |
|  lonely |  time out |  good grades |  grow |

Here, students will match the consequences (good and bad) to the actions.

Suggestions for Use

- I made this unit to go along with the book, *Dingoes at Dinnertime* that you would be reading it aloud to your class at a rate of about 1 chapter per day.
- Be sure to give each student their own copy of the story board (pg. 5) to use while reading and discussing the story.
- Benefits of reading out loud, even to classes made up of severely affected students:
 - Teaches students to sit quietly even when there isn't something for them to do. This is such an important life skill. We all have to spend time sitting and listening to someone we are not that interested in at some point.
 - Parents will LOVE you. Not only will they be excited their child is being exposed to age appropriate material, but you are teaching them how to sit quietly, which will hopefully transfer to home as well.
 - Even with your lowest level learners, you will have 1 or 2 that will truly enjoy the story.
 - It can be a calming experience to sit and listen to the teacher read in a methodical way.
- For students who need more structure, place the number of post-it notes in front of him/her that corresponds to the number of pages you intend to read. Remove a post-it as you finish each page. The visual will help lessen their anxiety.
- You will find 1 activity for each chapter. You will still have plenty to choose from and find those that fit best with your students.
- Differentiation:
 - For any activity, you can quickly differentiate for your lower level learners by using a color coding technique.
 - If sorting, outline each sorting category a certain color and then outline the corresponding pictures the same color.
 - Becomes a matching task.
- This unit includes 15 comprehension questions. There is a chart to show which chapter each question comes from. Each questions is a multiple-choice questions with three answer choices that uses pictures. (*This is a separate pdf.*)
- An answer key is included.

Suggestions on how I found this activity worked best in my classroom are provided. I typically had 6-8 students in grades K-5 with one adult assistant in the room with me.


Color version

Dingoes at Dinnertime

Magic Tree House #20

for Special Education

By
Christa Joy
Special Needs for Special Kids



This entire novel unit comes in 2 separate files. One is completely in color and one is completely in black and white.

Story Board : to use while reading and for class discussions. Laminate and make 1 copy for each student.


| | | | | |
|--|--|--|---|---|
|  Jack |  Annie |  Teddy |  Australia |  kangaroo |
|  drought |  koala |  kookaburra |  dingo |  backpack |
|  wildfire |  cave |  rain |  Rainbow Serpent |  Morgan |
|  repeat that |  I like that |  I don't like that |  I don't know |  need a break |

This unit comes with a vocabulary board.

Vocabulary boards are great for ALL students to assist with participation and engagement in group discussions.

Tips on how to use in the unit!!

What are some things you know about kangaroos?



Place the following in the circle map on the previous page about kangaroos.

| | | | | |
|-----------------|----------------------|---|------------------------------|-----------------|
| Australia | hop | flex muscles | very strong legs | cannot walk |
| joey (baby) | most left handed | more kangaroos than people in Australia | tail acts like a 3rd leg | |

errorless

There is a circle map what has 2 options:









An errorless option with only correct answers

Place the following in the circle map on the previous page **ONLY IF** you think they are about kangaroos.

| | | | | |
|-----------------|----------------------|---|------------------------------|-----------------|
| Australia | hop | flex muscles | feathers | cannot walk |
| joey (baby) | fly | more kangaroos than people in Australia | tail acts like a 3rd leg | can't sweat |
| North Pole | most left handed | crawl | very strong legs | whistle |

An option that has wrong answers mixed in students will need to set aside.









Find the weather that is the opposite of the one shown.

| | | | |
|---|----------------------|--|----------------------|
|  sunny | <input type="text"/> |  drought | <input type="text"/> |
|  nice day | <input type="text"/> |  hot | <input type="text"/> |
|  windy | <input type="text"/> |  raining | <input type="text"/> |
|  rain | <input type="text"/> |  humid | <input type="text"/> |



There are matching activities. You can quickly differentiate these activities with some color-coding.

Match to the opposite weather on the previous page.

| | | | |
|--|--|--|---|
|  flood |  stormy |  cloudy |  dry |
|  snow |  calm |  sunny |  freezing |

Answer Key:

- Sunny: cloudy
- Drought: flood
- Nice day: stormy
- Hot: freezing
- Windy: calm
- Raining: sunny
- Rain: snow
- Humid: dry

The cave where Jack and Annie go to escape the fire was very dark.
 What are some places that are dark vs some places that are well lit?




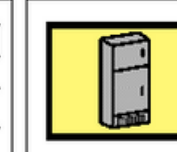

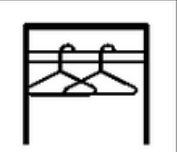


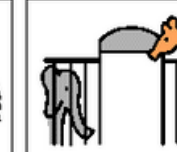



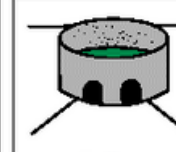




dark



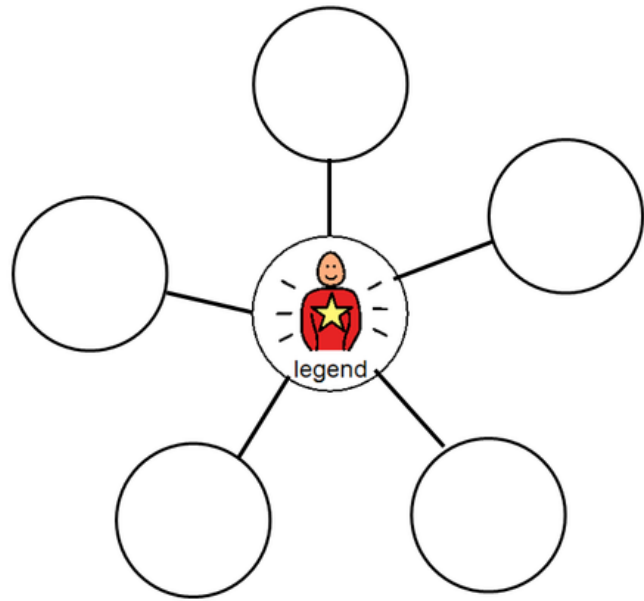
light

Put each picture in the correct column on the previous page. If you are not sure, then put it on the middle line.

| | | | | |
|---|--|---|--|--|
|  sunny day |  basement |  library |  kitchen |  bonfire night |
|  closet |  classroom |  cave |  zoo |  movie theater |
|  tunnel |  fair |  stadium |  under the bed |  night |

There are sorting activities.
 You can quickly differentiate
 these activities with some
 color-coding.

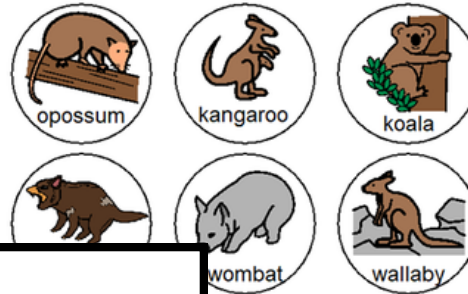
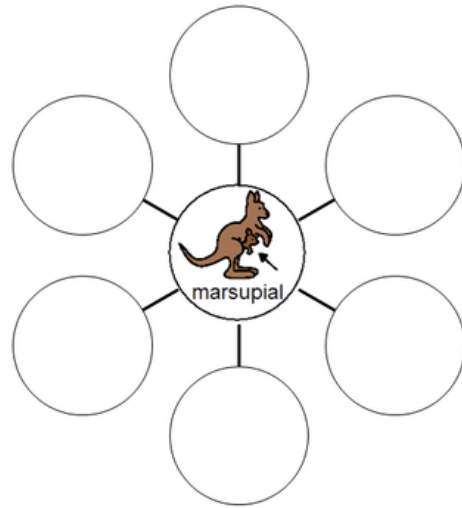
The Rainbow Serpent is a legend. What does it mean to be a legend?



CH 8

Christa Joy, Special Needs for Special Kids
The Picture Communication Symbols ©1981-2018 by Tobii Dynavox
Worldwide. Used with permission. Boardmaker® is a trademark of Tobii Dynavox

What are some marsupials?



Special Needs for Special Kids
©1981-2021 by Tobii Dynavox. All Rights Reserved
Boardmaker® is a trademark of Tobii Dynavox

Color in Australia on the map.



CH 1
Christa Joy, Special Needs for Special Kids
The Picture Communication Symbols ©1981-2019 by Tobii
Dynavox. All Rights Reserved Worldwide. Used with permission. Boardmaker® is a trademark of Tobii
Dynavox

7

There are lots of activities to choose from so you can pick the best ones for your students, or do them all!!

My trip in the magic treehouse

I looked in a book about and made a wish.

We landed in the middle of a .

I saw lots of out the window.

I could hear from the tree house.

When it was time to go back home, I felt .

| | | | | |
|---|---|--|---|---|
|  Australia |  kangaroos |  koalas |  dingoes |  the dry season |
|  drought |  wildfire |  storm |  field |  kangaroo |
|  kangaroos |  kookaburras |  koalas |  emus |  dingoes |
|  barking |  thunder |  helicopters |  kookaburras |  loud noises |
|  exhausted |  happy |  excited |  a little sad |  great |

All of the Magic Tree House units end with a writing prompt. These are errorless activities. Students will write a story about their trip in the treehouse. Different pictures are used for each novel.


1. Where are Jack and Annie going on this trip?




2. What are they going to meet?



3. What could Jack and Annie smell when they landed?



4. What would the hats protect Jack and Annie from?



5. What type of bird did Jack and Annie find in the tree?



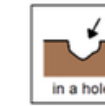
6. What did Annie do with the kangaroo?



7. What was chasing the kangaroo?



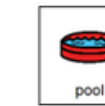
8. Where did Jack put the Joey?



9. What were Jack and Annie and all the animals running from?



10. Where did Jack and Annie escape the wildfire?



Finally, this unit does come with 15 comprehension questions.

There is a guide that references which chapter each question came from.

Answer key included!!