

Special Ed



DESMOND AND THE VERY MEAN WORD LITERACY UNIT

BLACK HISTORY MONTH



Special Needs for Special Kids

ALSO INCLUDES GOOGLE SLIDES



These literacy units are something I created and started using in my classroom. I had students with significant challenges and most were **non-readers**. This is a great way to expose all students to some great books.

Black History Month:

Desmond and the Very Mean World

Literacy Unit for Special Education

By

Christa Joy

Special Needs for Special Kids



Table of Contents


Worksheet pages	Title
4-5	Story Board
6-9	Circle map on forgiveness
10-12	Circle map on kindness
13-15	Sorting compliments vs insults
16-18	Sequence how to give an apology
19-21	Writing prompt: I can forgive others
22-23	Terms of Use

In a separate files you will find:

- Activities in BW
- Link and directions for digital activities (including the book read aloud)

This unit has 32 pages plus 12 google slides. There are 5 activities to go with this book to last a full week of instruction.

There are 2 separate files, one with activities in color, and one in black and white.



This unit comes with a storyboard.

Storyboards are great for ALL students to assist with participation and engagement in group discussions.

Tips on how to use in the unit!!

What is forgiveness?

Errorless version

Place the following pictures in the circle map on the previous page to show what forgiveness is.




Place the following pictures in the circle map on the previous page **ONLY IF** it shows what forgiveness means.



ChristaJoy, Special Needs
The Picture Communication Symbols ©1981-2011
Worldwide. Used with permission. Boardmak

There is a circle map about what forgiveness looks like. There is an option that only has correct answers and one that has wrong answers mixed in.




What are some ways you can be kind to someone?

errorless

Cut apart pictures and place inside circle to illustrate what being kind looks like.




Cut apart pictures and place inside circle **ONLY IF** you think it is what being kind looks like.

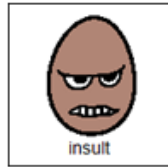


Christa Joy, Special Needs for!
The Picture Communication Symbols ©1981-2018 by
Worldwide. Used with permission. Boardmaker®

There is a circle map about what kindness looks like. There is an option that only has correct answers and one that has wrong answers mixed in.




Some things are a compliment, and some are an insult.
Sort the following into whether you think they would be
a compliment (nice) or an insult (mean).



 ugly	 lazy	 smart	 fat	 smelly
 nice	 funny	 mean	 pretty	 the best
 weird	 loud	 strong	 fast	 dumb
 great	 dirty	 friendly	 annoying	 sweet

Students will do an activity sorting compliments versus insults. Suggestions for differentiation are included.



Have you ever tried to apologize? There are 5 steps to a good apology. See if you can put them in the right order below.

2 1

3

4 orry

5

tell how you will make things better

find a quiet place

say what you are sorry for

think about what you did wrong

give person time

Christa Joy, Special Needs for Special Kids
The Picture Communication Symbols ©1981-2019 by Tobii Dynavox. All Rights Reserved
Worldwide. Used with permission. Boardmaker® is a trademark of Tobii Dynavox

differentiated

Have you ever tried to apologize? There are 5 steps to a good apology. See if you can put them in the right order below.

2 1

3

4 orry

5

tell how you will make things better

find a quiet place


say what you are sorry for

think about what you did wrong

give person time

Christa Joy, Special Needs for Special Kids
The Picture Communication Symbols ©1981-2019 by Tobii Dynavox. All Rights Reserved
Worldwide. Used with permission. Boardmaker® is a trademark of Tobii Dynavox

Students will sequence the steps to making a sincere apology. A color-coded version is included.



I can forgive

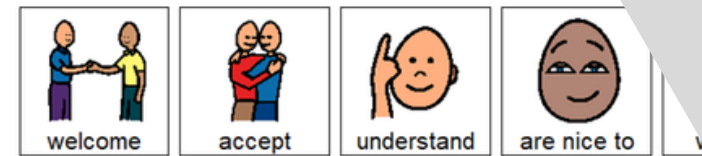
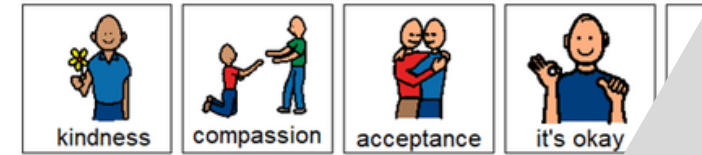
Sometimes people can do things, but I can forgive.

When someone is mean to me, I can show .


Forgiveness means you the other person.

Everyone makes mistakes. It is to show forgiveness.

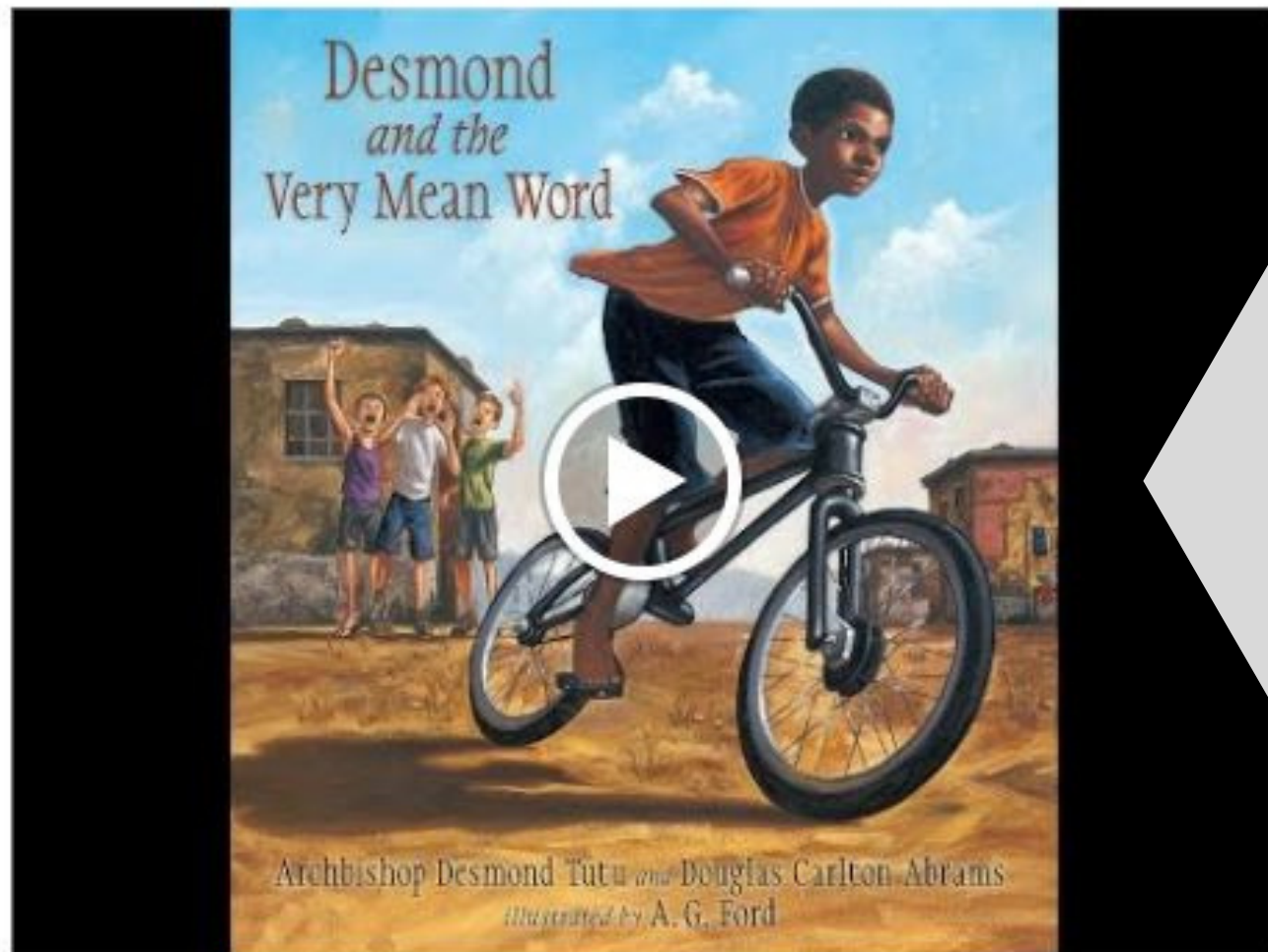
When I forgive someone, it makes me feel .



Students will write a story about being able to forgive someone. This is an errorless activity.

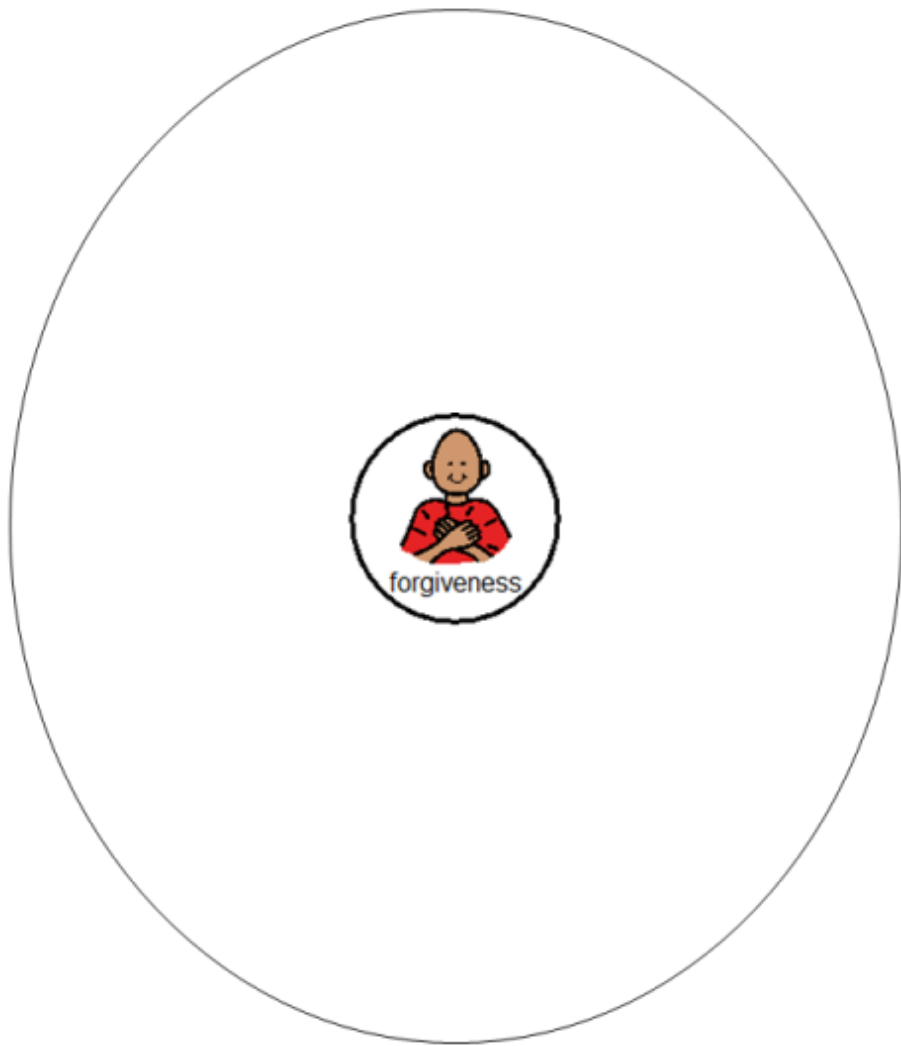


Listen to
Desmond
and the Very
Mean Word
read aloud

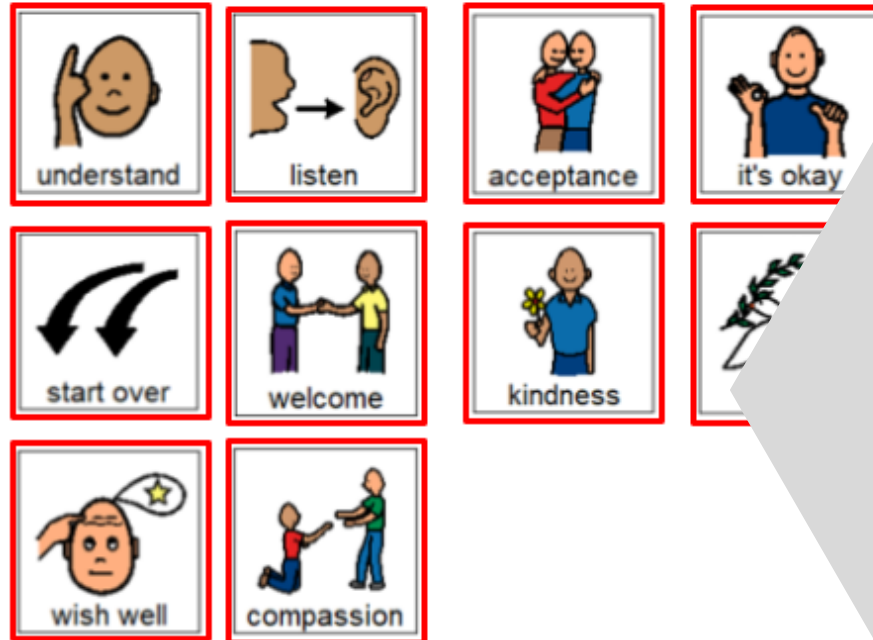


There is a video of the
book read aloud. This is
a video from YouTube.

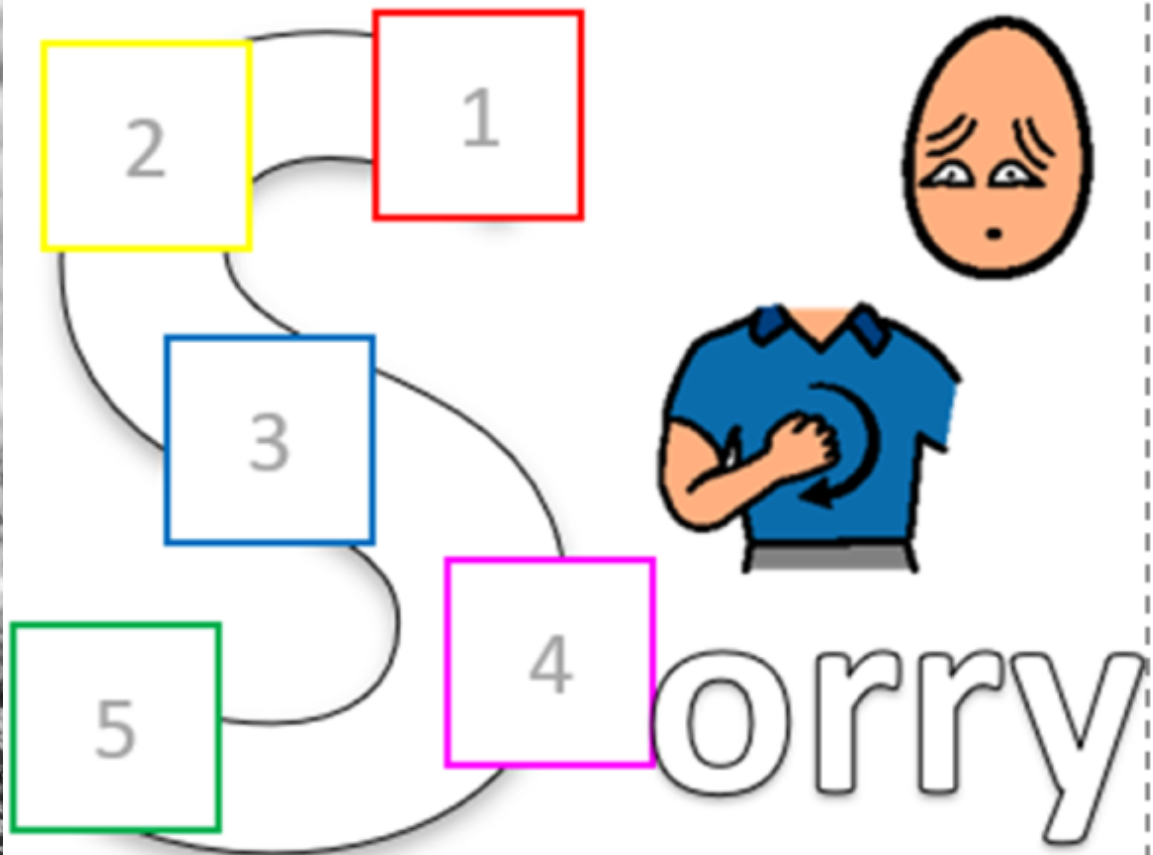




Place some of the pictures in circle map showing what forgiveness looks like.



There are digital versions of the activities included. Students click and drag the answers.

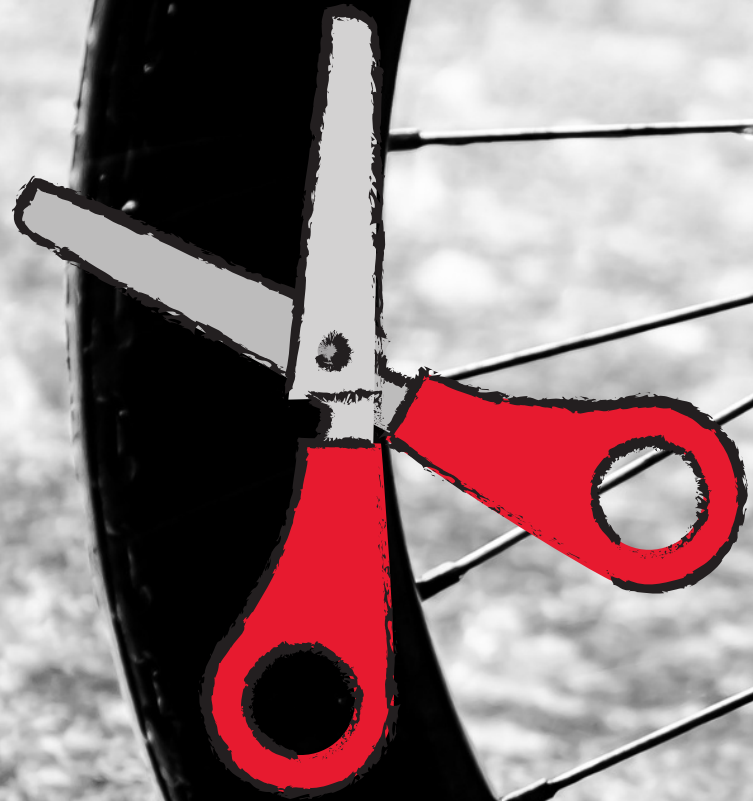


Have you ever tried to apologize? There are 5 steps to a good apology. See if you can put them in the right order.



ChristaJoy, Special Needs for Special Kids
The Picture Communication Symbols ©1981-2019 by Tobii Dynavox. All Rights Reserved
Worldwide. Used with permission. Boardmaker® is a trademark of Tobii Dynavox

There are 2 sets, one that includes differentiation shown here.



I realize there will be some students out there unable to do cutting activities. I have a blog post with ways to complete activities without a pair of scissors!!

[Click Here to read more!!](#)