



15

DECEMBER READ ALOUDS

SPECIAL EDUCATION

JOY
2
TEACH



These literacy units are something I created and started using in my classroom. I had students with significant challenges and most were **non-readers** .They were the best thing I ever did, and my students LOVED them.

- **An Orange for Frankie**
- **Frosty the Snowman**
- **Gingerbread Baby**
- **If You Take a Mouse to the Movies**
- **Latkes and Applesauce A Hanukkah Story**
- **Little Red Ruthie A Hanukkah Tale**
- **Night Tree**
- **Rudolph Unit**
- **Santa's Kwanzaa**
- **Seven Spools of Thread A Kwanzaa Story**
- **The Best Christmas Pageant Ever**
- **The Family Under the Bridge**
- **The Legend of the Poinsettia**
- **The Nutcracker**
- **The Polar Express**

How I caught a gingerbread baby

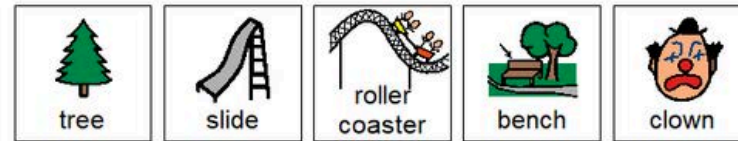
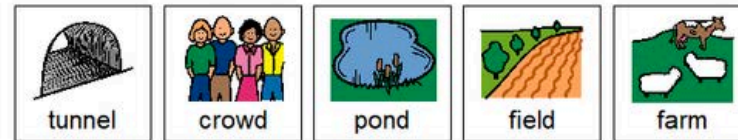

My gingerbread baby ran away to the .

I took a to catch him with.

I chased him through a .

I chased him around a .

I finally caught him next to the .

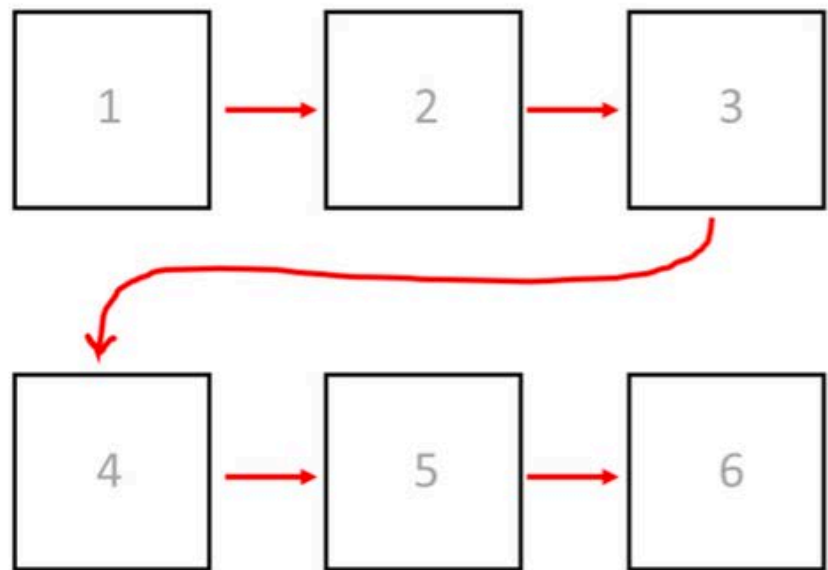


These activities do NOT require students to understand what is being read, or are errorless.

The activities are extensions of things that happen in the book.

5 activities per book





Put the events from the story in order.

1 little boy goes on the train	2 arrive at the North Pole
5 loses bell	6 boy goes home
4 meets Santa Claus	3 boy gets a bell



Some drinks are served hot, and some are served cold. Sort the drinks into the correct column. If you are unsure, place it on the middle line.

 coffee	 orange juice	 hot cider	 soda
 iced tea	 milkshake	 tea	 water
 hot chocolate	 green tea		

Each unit has digital versions of the activities that make great independent learning centers.

There are 2 sets of google slides. One is differentiated with color.




Each unit comes with a vocabulary board.

Vocabulary boards are great for ALL students to assist with participation and engagement in group discussions.



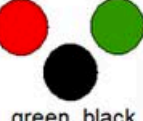





Tips on how to use in the unit!!

What are some things you know about Kwanzaa?

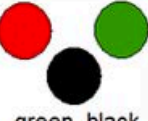






errorless

Place the following in the circle map showing facts and symbols used during Kwanzaa.

 holidays	 African	December 26 - January 1	7 seven nights	 green, black and red
 candle holder	 unity cup	 ears of corn	 gifts	 7 candles


Place the following on the previous page **ONLY IF** they are true about Kwanzaa.

 holidays	 November	December 26 - January 1	7 seven nights	 green, black and red
 candle holder	 unity cup	 ornament	 gifts	 dreidel
 mistletoe	 African	 ears of corn	 Easter egg	 7 candles

Circle maps are one type of activity to go with the literacy units.

Circle maps are a great way for students to see the big idea.











What are some things we know about the Nutcracker?


















ChristaJoy, Special Needs for Special Kids
The Picture Communication Symbols ©1981-2018 by Tobii Dynavox
Worldwide. Used with permission. Boardmaker® is a trademark of Boardmaker, Inc.

Errorless version

Place the following pictures in the circle map on the previous page to show what things you learn about the Nutcracker.

 short legs	 big head	 purple jacket	 black boots	 green eyes
 white beard	 red lips	 wooden teeth	 crack nuts	 made of wood

Place the following pictures in the circle map on the previous page **ONLY IF** it shows something learned about the Nutcracker

 short legs	 dress	 purple jacket	 black boots	 green eyes
 white beard	 red lips	 mittens	 cowboy hat	 made of wood
 cane	 big head	 wooden teeth	 crack nuts	 glasses

Each circle map comes with 2 choices:

An errorless option with only correct answers

An option that has wrong answers mixed in students will need to set aside.

Mrs. Stonewall is very generous with the homeless people giving them food and drink. Frankie's siblings are generous giving him part of their oranges. What are some examples of generosity vs greediness?











 helping others	 that's mine	 serve others	 share
 help	 give	 mean	 steal
 take	 share	 too much	 give me that

Sorting activities are one type of activity to go with the literacy units.

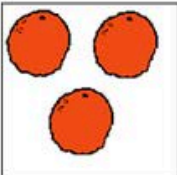

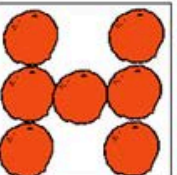

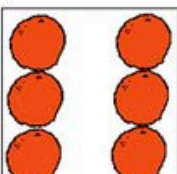



Directions on how to add differentiation are included.

Match the correct set of oranges you would need to so each kid gets one orange.

	<input type="text"/>		<input type="text"/>
	<input type="text"/>		<input type="text"/>
	<input type="text"/>		<input type="text"/>
	<input type="text"/>		<input type="text"/>

ChristaJoy, Special Needs for Special Kids
 The Picture Communication Symbols ©1981–2018 by Tobii Dynavox. All Rights Reserved.
 Worldwide. Used with permission. Boardmaker® is a trademark of Tobii Dynavox.

Match each set of oranges with the corresponding group of children if each person gets one orange.

There are matching activities for many of the read alouds.

Directions on how to add differentiation are included.

The Miracle

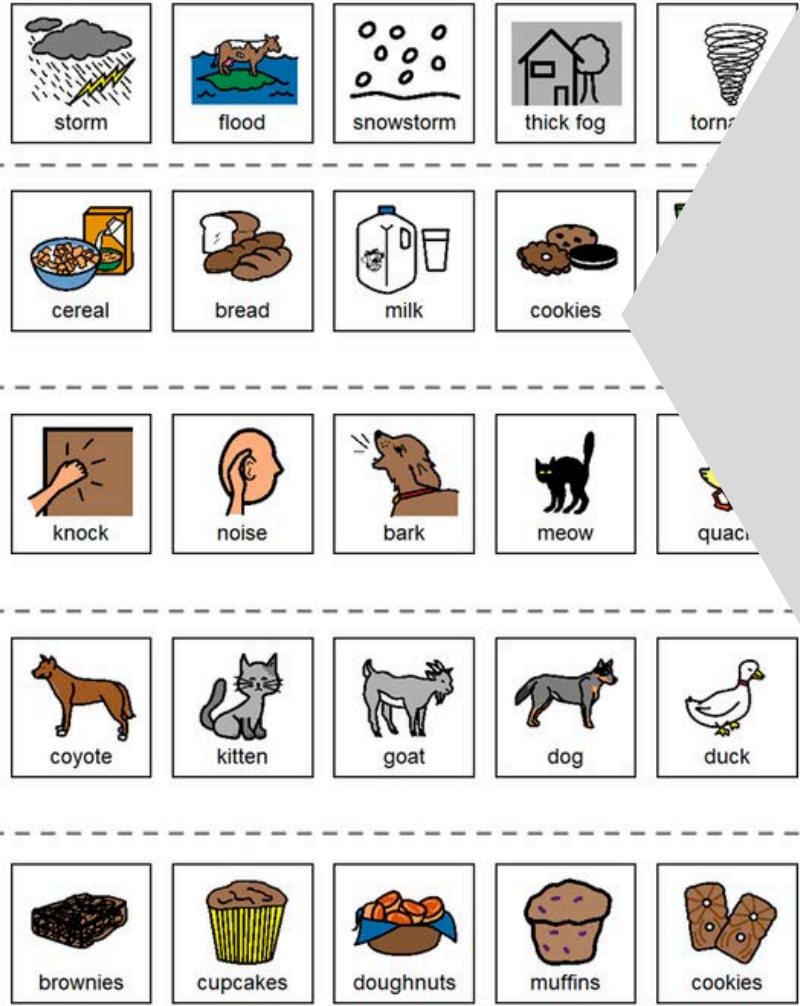
I looked out the window and saw a .

I was almost out of and knew I could not get to the store.

Then I heard a at the door.

It was a and was sitting next to a basket.

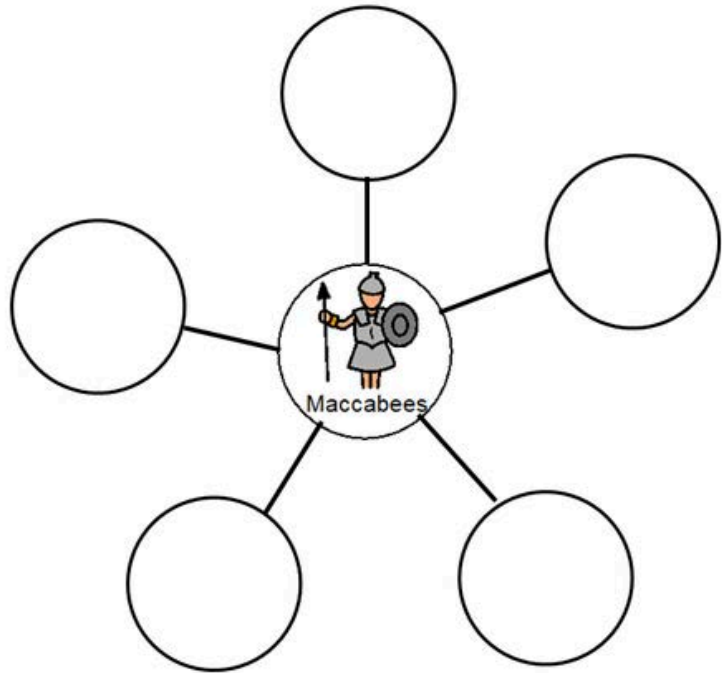
The basket was full of . It was a miracle!!



There are writing prompts for most of the books.


Students can choose from the pictures (making this an errorless activity) or write in their own answers.

What does Ruthie tell the wolf about the Maccabees?

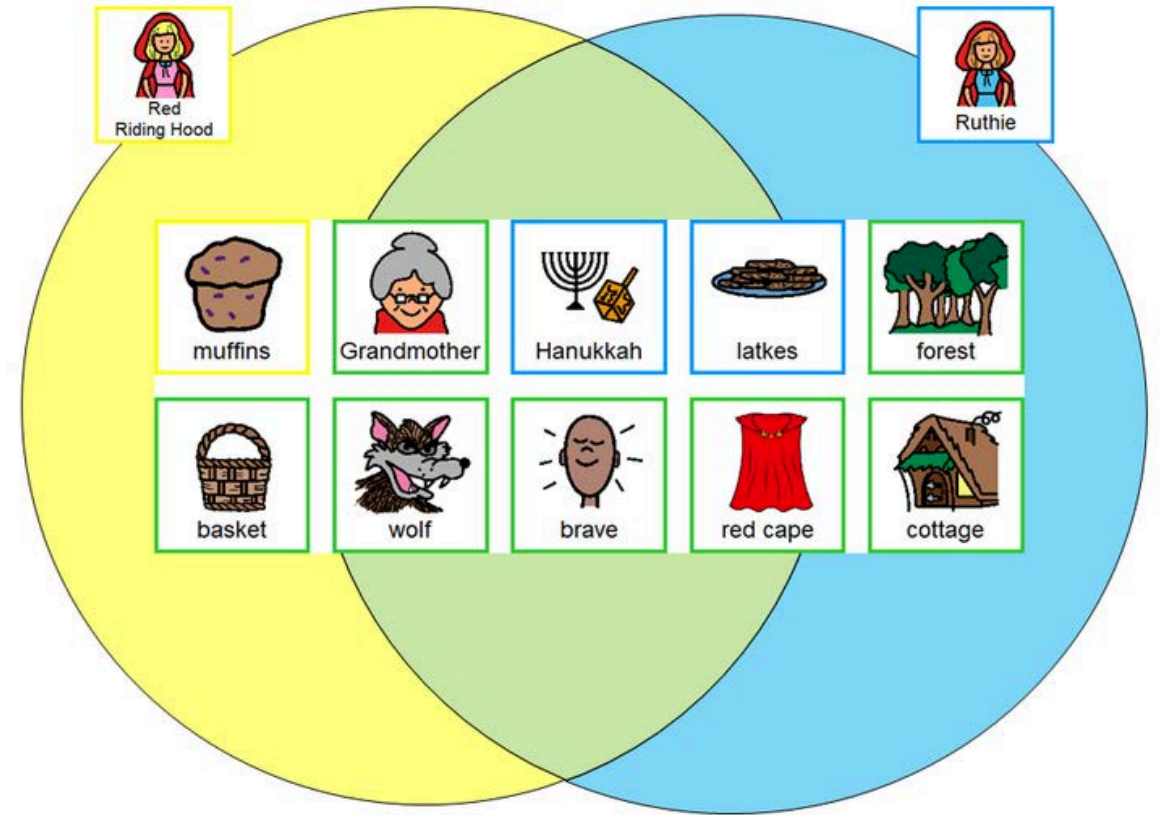


Christa Joy, Special Needs for Special Kids
The Picture Communication Symbols ©1981-2018 by Tobii Dynavox. All Rights Reserved
Worldwide. Used with permission. Boardmaker® is a trademark of Tobii Dynavox

What would be the ingredients you would need for latkes or spaghetti?



Christa Joy, Special Needs for Special Kids
The Picture Communication Symbols ©1981-2019 by Tobii Dynavox. All Rights Reserved
Worldwide. Used with permission. Boardmaker® is a trademark of Tobii Dynavox



Christa Joy, Special Needs for Special Kids
The Picture Communication Symbols ©1981-2020 by Tobii Dynavox. All Rights Reserved
Worldwide. Used with permission. Boardmaker® is a trademark of Tobii Dynavox

Each book has at least 5 different activities that will support the text and keep students engaged for a week.




Listen to
the book
read aloud



Each book has digital versions
of the activities.

There is a movie version of the
book read aloud from
YouTube.





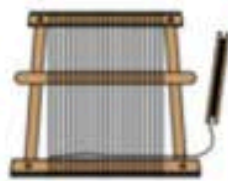
Place some of the pictures in circle map showing some things you know about poinsettias.



Use for more review

The digital activities are click and drag.

The Picture Communicator
Worldwide. Used with permission.



loom




table saw



Match the final product you would make with the tool on opposite side.



sculpture



door



dress shirt



wooden bowl



blender



sewing machine



dresser



milkshake



yarn



cloth



cotton gin



chisel



plane



wood lathe



Christa Joy, Special Needs for Special Kids
The Picture Communication Symbols ©1981-2019 by Tobii Dynavox. All Rights Reserved. Used with permission. Boardmaker® is a trademark of Tobii.

Perfect for any learning level

Each unit comes with a set of slides that are differentiated with color.

Still have questions?

Reach out at specialneedsforspecialkids@gmail.com

I will answer your question personally and promptly.

