

# Day of the Dragon King Magic Tree House #14



**11 activities**

**15 questions**



Special Needs for Special Kids





These novel units are something I created and started using in my classroom. I had students with significant challenges and most were **non-readers** (like my little guy). They were the best thing I ever did, and my students LOVED them.



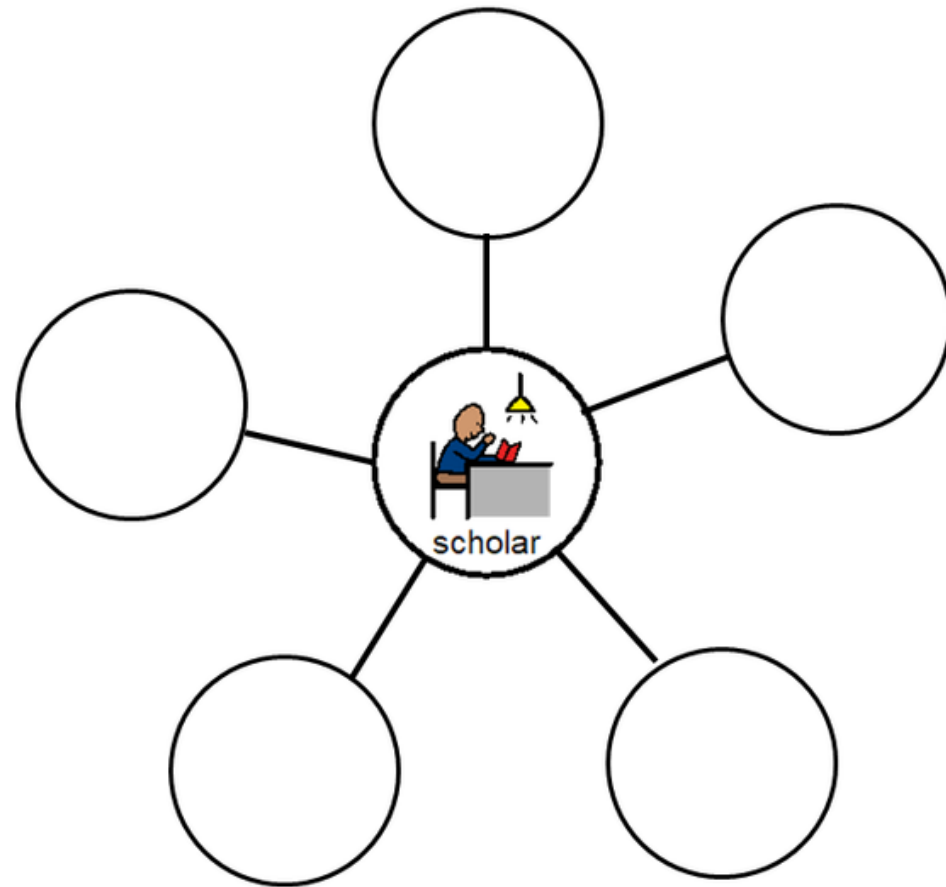
## Table of Contents

Worksheet pages	Title	Chapter
4-5	Suggestions for use	
6	Story board	
7	Title and Author	
8	Color in China on a map	1
9-11	Ways to deliver a message	2
12-14	Facts about silk	3
15-16	7 Wonders of the World	4
17	What is a scholar?	5
18	Straight or curved?	6
19-20	Places that are dark	7
21-22	Ok and not ok to burn	8
23	Follow the silk	9
24-25	My trip in the Magic Treehouse	10
26-28	Other Novel Units available	
29-30	Terms of Use	

This novel unit has **11 different activities**. There is an activity for each chapter that is NOT comprehension based. So, even if your students do not pay attention, they can still complete the activity.



What is a scholar?



For example, Jack and Annie meet a cow herder who is really a scholar. In this activity, students fill in the word map to show what is a scholar. This is an errorless activity.



## Suggestions for Use

- I made this unit to go along with the book, *Day of the Dragon King* that you would be reading it aloud to your class at a rate of about 1 chapter per day.
- Be sure to give each student their own copy of the story board (pg. 6) to use while reading and discussing the story.
- Benefits of reading out loud, even to classes made up of severely affected students:
  - Teaches students to sit quietly even when there isn't something for them to do. This is such an important life skill. We all have to spend time sitting and listening to someone we are not that interested in at some point.
  - Parents will LOVE you. Not only will they be excited their child is being exposed to age appropriate material, but you are teaching them how to sit quietly, which will hopefully transfer to home as well.
  - Even with your lowest level learners, you will have 1 or 2 that will truly enjoy the story.
  - It can be a calming experience to sit and listen to the teacher read in a methodical way.

## Suggestions for Use

- For students who need more structure, place the number of post-it notes in front of him/her that corresponds to the number of pages you intend to read. Remove a post-it as you finish each page. The visual will help lessen their anxiety.
- You will find 1 activity for each chapter. You will still have plenty to choose from and find those that fit best with your students.
- Differentiation:
  - For any activity, you can quickly differentiate for your lower level learners by using a color coding technique.
  - If sorting, outline each sorting category a certain color and then outline the corresponding pictures the same color.
  - Becomes a matching task.
- This unit includes 15 comprehension questions. There is a chart to show which chapter each question comes from. Each questions is a multiple-choice questions with three answer choices that uses pictures.
- An answer key is included.


Suggestions on how I found this activity worked best in my classroom are provided. I typically had 6-8 students in grades K-5 with one adult assistant in the room with me.



Color version

# Day of the Dragon King Magic Tree House #14 for Special Education

By  
Christa Joy  
Special Needs for Special Kids



Christa Joy, Special Needs for Special Kids  
The Picture Communication Symbols ©1981–2019 by Tobii Dynavox. All Rights Reserved  
Worldwide. Used with permission. Boardmaker® is a trademark of Tobii Dynavox

2

This entire novel unit comes  
in 2 separate files. One is  
completely in color and one is  
completely in black and  
white.



This unit comes with a vocabulary board.

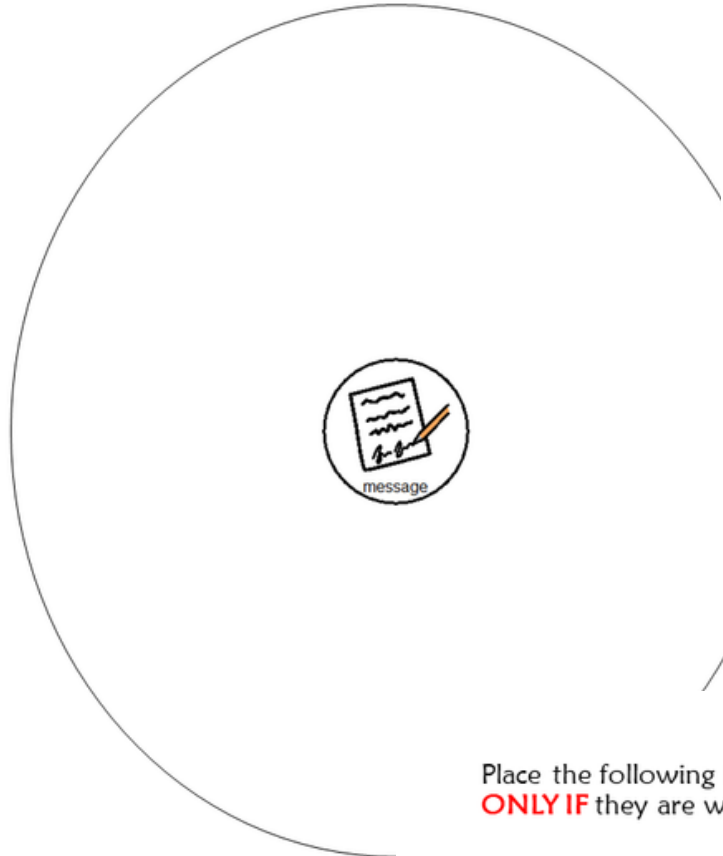
Vocabulary boards are great for ALL students to assist with participation and engagement in group discussions.

Tips on how to use in the unit!!





Jack and Annie will take a message to from the weaver to the cow herder. What are some ways people can send a message?



Errorless Option

Place the following in the circle map on the previous page, showing ways people can send a message.

 in the mail	 phone message	 text message	 email	 through a friend
 carrier pigeon	 in a bottle	 smoke signals	 yell	 telegram

Place the following in the circle map on the previous page **ONLY IF** they are ways to send a message.

 in the mail	 phone message	 text message	 email	 squirt gun
 magazine	 in a bottle	 sticker book	 yell	 telegram
 carrier pigeon	 lights	 smoke signals	 mittens	 through a friend

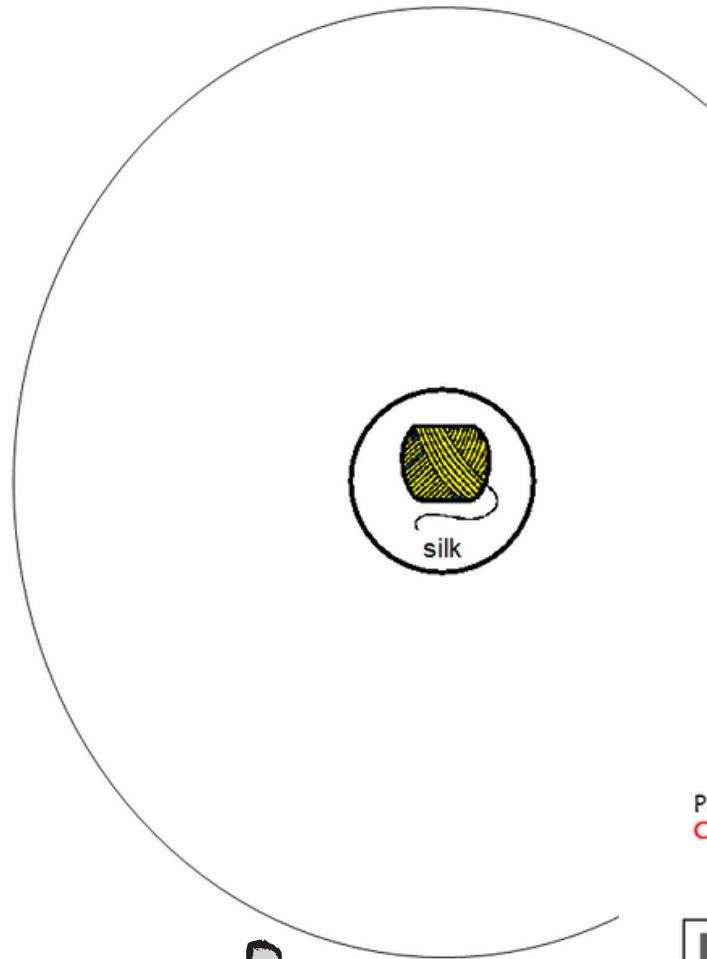
There are circle maps in this unit.

Circle maps are a great way for students to see the big idea.





What are some things we know about silk?



CH 3

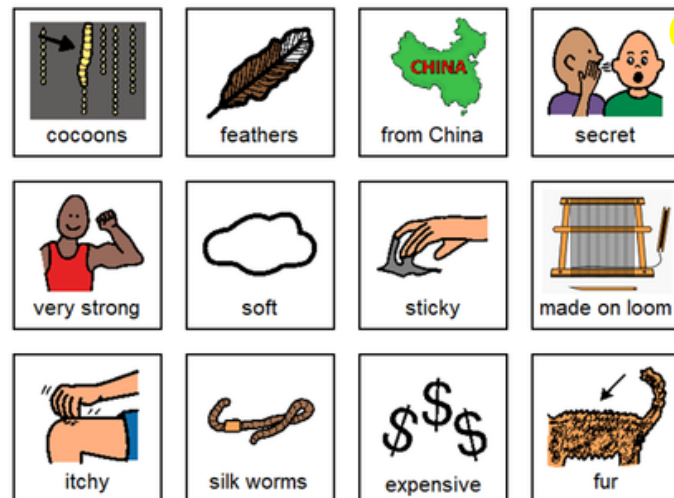
Christa Joy, Special Educator for Special Kids The Picture Communication Symbols  
Dynavox. All Rights Reserved. Used with permission. Boardmaker® |  
Dynavox

Errorless Option

Place the following in the circle map on the previous page,  
showing things about silk.




Place the following in the circle map on the previous page  
**ONLY IF** they are true about silk.



Each circle map comes with  
2 choices:

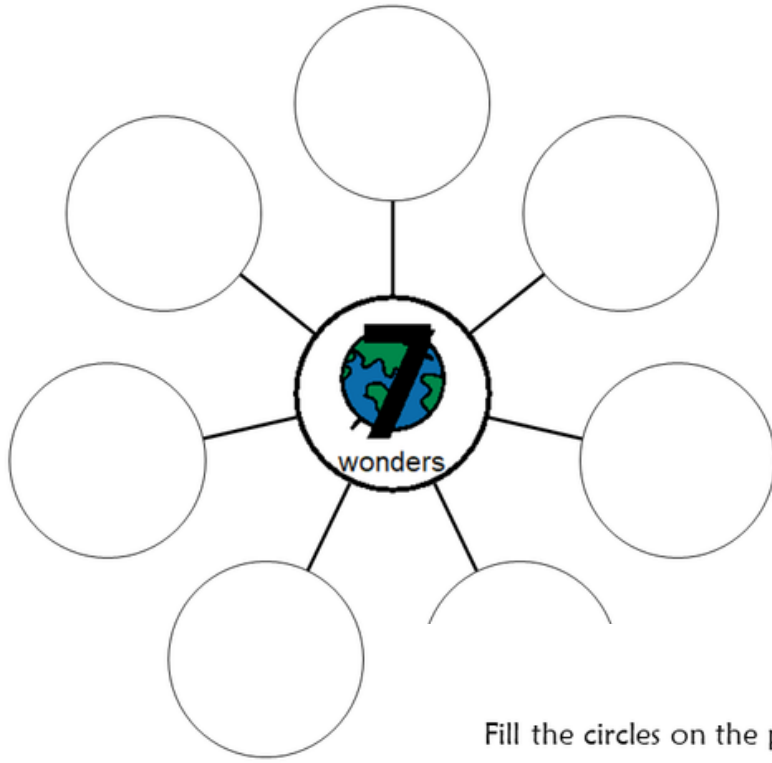
An errorless option with only  
correct answers

An option that has wrong  
answers mixed in students  
will need to set aside.






What are the 7 wonders of the world?



There are word maps. This is a great way for students to learn a new word or concept. They are errorless activities.

Fill the circles on the previous page with the pictures below.





# My trip in the magic treehouse

I looked in a book about  and made a wish.

When I opened my eyes, I saw a .


I went down the ladder to check out the .

I took  with me.

When it was time to go back home, I felt .

 a castle	 The Great Wall of China	 the Dragon King	 CHINA	 soldier
 cow	 cow herder	 weaver	 castle	 soldier
 palace	 bonfire	 Great Wall	 soldiers	 burial ground
 silk	 a map	 bamboo	 library card	 money
 exhausted	 happy	 excited	 a little sad	 great

All of the Magic Tree House units end with a writing prompt. These are errorless activities. Students will write a story about their trip in the treehouse. Different pictures are used for each novel.





1. Where are Jack and Annie going?



2. What are the Chinese books written on?



3. What was in the field where the treehouse landed?




4. What symbol did the Chinese King use as his name?



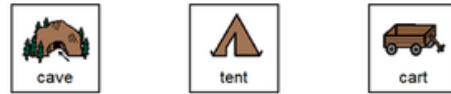
5. What did the silk weaver give Jack and Annie?



6. How is the silk made?



7. Where did Jack and Annie hide?



8. What were all the men crossing the road going to build?



9. What did the farmer tell Jack and Annie he really was?



10. What were the guards burning in the palace?



Chapter references for each question

Question	Chapter
1	1
2	1
3	2
4	2
5	3
6	3
7	4
8	4
9	5
10	6
11	7
12	8
13	8
14	9
15	10

Finally this unit does come with 15 comprehension questions.

There is a guide that references which chapter each question came from.

Answer key included!!





*I realize there will be some students out there unable to do cutting activities. I have a blog post with ways to complete activities without a pair of scissors!!*

**[Click Here to read more!!](#)**