

*Special Ed*

# CHRISTMAS ACTIVITIES



**INCLUDES GOOGLE SLIDES**





For students who:

- *are emerging or non-readers*
- *take alternate assessments*
- *are in special education*
- *short-attention span*
- *benefit from the use of pictures for support*



## Table of Contents

Pages	Activity
4-5	Vocabulary board
6-9	Christmas circle map
10-13	Sequence a Christmas story
14-27	Christmas alphabet matching
28-40	Christmas spelling
41-47	Coloring and counting book
48-55	Christmas counting with tally marks
56-61	Christmas patterns
62-74	Where is Santa preposition book
75-76	Family Christmas activity
77-91	Bingo cards
92-93	Terms of Use

In separate files, you will find:

- Lesson plan
- Voice recorded PowerPoint
- PowerPoints (these are the books in the lesson plan)
- Links and directions to digital versions of the activities
- Activities in black and white

This unit has over **100 pages plus 36 google slides.** There is enough material to last a full week of instruction.

## Day 2

Activity	Notes	Materials
Read the book: <b>ABC Christmas</b> (10 minutes)	<ul style="list-style-type: none"><li>• Read through the story, asking lots of questions</li><li>• Continue to make connections between book and vocabulary board</li></ul>	<ul style="list-style-type: none"><li>• Book</li><li>• Vocabulary board</li></ul>
<b>I Spy Game</b> with vocabulary board (10 minutes)	<ul style="list-style-type: none"><li>• Hold up one of the pictures from the board so only you can see it.</li><li>• Describe it with as much detail as you can</li><li>• Ask students to put their marker/counter on the picture they think you are holding</li><li>• Turn it around and ask students to raise their hand if they got it correct</li></ul>	<ul style="list-style-type: none"><li>• Vocabulary board cut apart</li><li>• Vocabulary board</li></ul>
Circle map review (5 minutes)	<ul style="list-style-type: none"><li>• Review the circle map completed yesterday</li></ul>	<ul style="list-style-type: none"><li>• Circle map completed yesterday</li></ul>
Sequence a Christmas story (10 minutes)	<ul style="list-style-type: none"><li>• Give students as many of the conversation pictures as appropriate</li><li>• Students sequence them in their own order to retell a common event that occurs at Christmas</li><li>• Have them narrate the story so you can write it or point to the pictures as you tell their story</li><li>• Make connections to the book as necessary</li></ul>	<ul style="list-style-type: none"><li>• Sequencing pictures</li><li>• Large construction paper</li><li>• Scissors</li><li>• Glue</li></ul>
Sharing (10 minutes)	<ul style="list-style-type: none"><li>• Each student shares their finished story with the group using the communication method of their choice</li></ul>	<ul style="list-style-type: none"><li>• Completed activity</li><li>• Communication devices</li></ul>

This unit comes with a 10 day lesson plan.

Includes:

- suggestions
- overview
- daily step-by-step guide



## **B is for bells ringing.**



Christa Joy, Special Needs for Special Kids

There is a 27-page book going through the alphabet with Christmas pictures.

It comes in pdf version as well as a voice recorded PowerPoint (so you don't have to print it out.) There is also a movie version you can use in google slides.

## **G is for gingerbread houses.**



Christa Joy, Special Needs for Special Kids





2 chilly snowmen

Christa Joy, Special Needs for Special Kids

There is a 11-page book counting Christmas objects up to 10.

It comes in pdf version as well as a voice recorded PowerPoint (so you don't have to print it out.) There is also a movie version you can use in google slides.



7 cookies cutters ready for dough

Christa Joy, Special Needs for Special Kids



This unit comes with a storyboard.

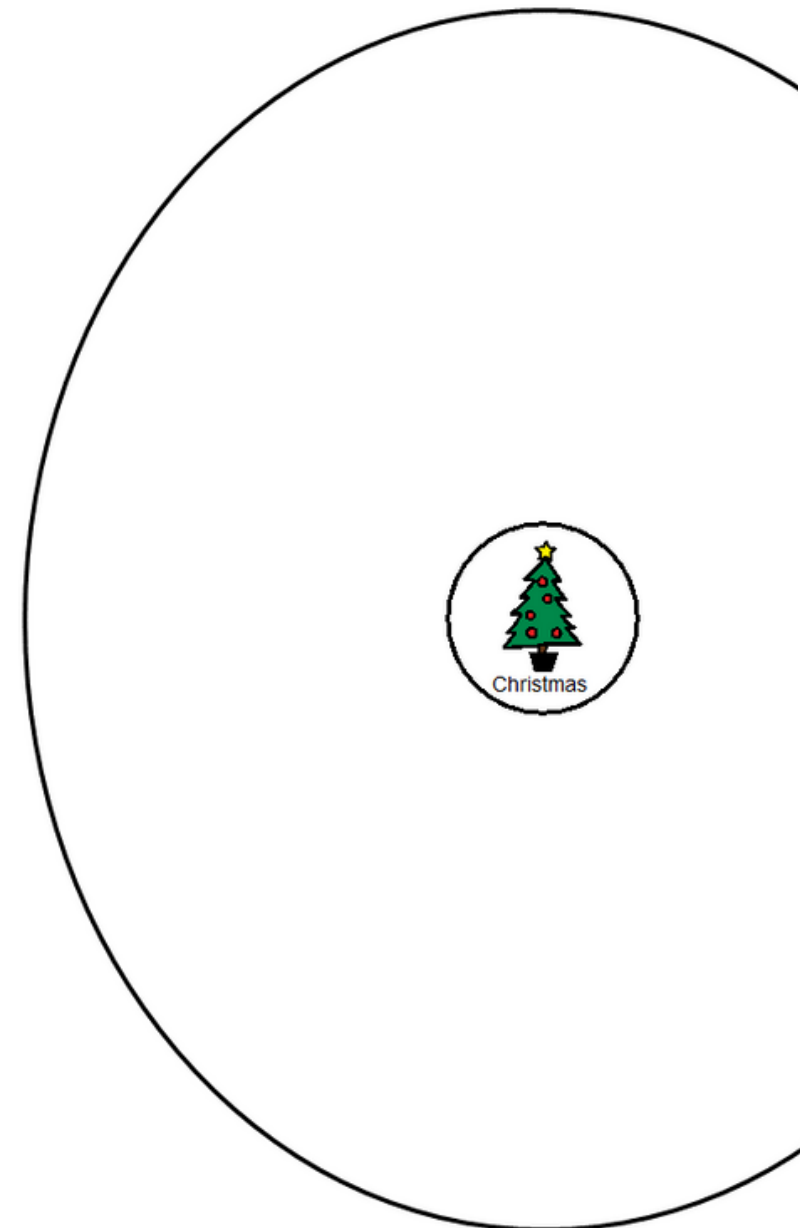
Storyboards are great for ALL students to assist with participation and engagement in group discussions.

Tips on how to use in the unit!!



ChristaJoy, Special Needs for Special Kids  
The Picture Communication Symbols ©1981–2019 by Tobii Dynavox. All Rights Reserved  
Worldwide. Used with permission. Boardmaker® is a trademark of Tobii Dynavox





Place the things in the circle map that relate to Christmas.


errorless

 December	 twenty-five	 Santa Claus	 Christmas tree	 ornament
 presents	 candy cane	 stocking	 sleigh	 reindeer
 cut out cookies	 snowman	 wreath	 bells	 caroling

Place the things in the circle map **ONLY IF** they relate to Christmas.


 December	 twenty-five	 Santa Claus	 groundhog	 ornament
 presents	 Easter basket	 stocking	 sleigh	 reindeer
 cut out cookies	 snowman	 wreath	 bells	 leprechaun
 lion	 candy cane	 walrus	 Christmas tree	 caroling

There is a circle map about Christmas. There is an errorless version and a version with wrong answers mixed in that students will have to set aside.






## Completed sample



There is an alphabet matching activity. Students will make a book that has Christmas trees with upper case letters. Students will match the star with the same lower case letter.







Four empty rounded rectangular boxes for writing the word 'gift'.

Christa Joy, Special Needs for Special Kids  
The Picture Communication Symbols ©1981–2020 by Tobii Dynavox. All Rights Reserved  
Worldwide. Used with permission. Boardmaker® is a trademark of Tobii Dynavox



Four empty rounded rectangular boxes for writing the word 'bells'.

Christa Joy, Special Needs for Special Kids  
The Picture Communication Symbols ©1981–2020 by Tobii Dynavox. All Rights Reserved  
Worldwide. Used with permission. Boardmaker® is a trademark of Tobii Dynavox

There is a spelling activity.  
There is a version with and  
without gray letters for  
students to trace. There  
are also letters students can  
cut out and paste.




b a g

Christa Joy, Special Needs for Special Kids  
The Picture Communication Symbols ©1981–2020 by Tobii Dynavox. All Rights Reserved  
Worldwide. Used with permission. Boardmaker® is a trademark of Tobii Dynavox



t r e e

Christa Joy, Special Needs for Special Kids  
The Picture Communication Symbols ©1981–2020 by Tobii Dynavox. All Rights Reserved  
Worldwide. Used with permission. Boardmaker® is a trademark of Tobii Dynavox





How many presents do you see?



How many candy canes do you see?



There is a counting book with a Christmas theme. There are numbers students can cut out if they are unable to write in their own numbers.

1

2

3

4

5







6

7

8



Name: \_\_\_\_\_



ChristaJoy, Special Needs for Special Kids

Cut apart and match to the same number of pictures.


ChristaJoy, Special Needs for Special Kids

There is another counting activity using tally marks. Numbers are also included if needed.







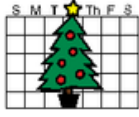











## Bingo cards



- Included are 10 Bingo cards in color and 10 Bingo cards in BW.
- Place the cards in page protectors or laminate for long term use.
- This is a great way to practice the new vocabulary included in this unit.
- Set of calling cards is included.
- Options:
  - Show students the picture for them to match
  - Read the definition and see if students can find the matching picture
  - Work as teams
  - Vary the "winning" patterns.
    - Cover all
    - Cover corners
    - Row across or down
    - Cover the edges
  - Vary the ways to mark the card
    - Place in page protector or laminate and use dry erase markers
    - Stickers
    - Post-it notes
    - Dot markers
- **To download a quick list of 10 ways to play bingo, [CLICK HERE](#)**

ChristaJoy, Special Needs for  
The Picture Communication Symbols ©1981-2021 by  
Worldwide. Used with permission. Boardmaker®





## Christmas Bingo

 ornament	 present	 Santa Claus	 candy cane
 December	 sleigh	 caroling	 lights
 tree	 angel	 snowman	 Rudolph
 jingle bells	 holly	 mistletoe	 stocking

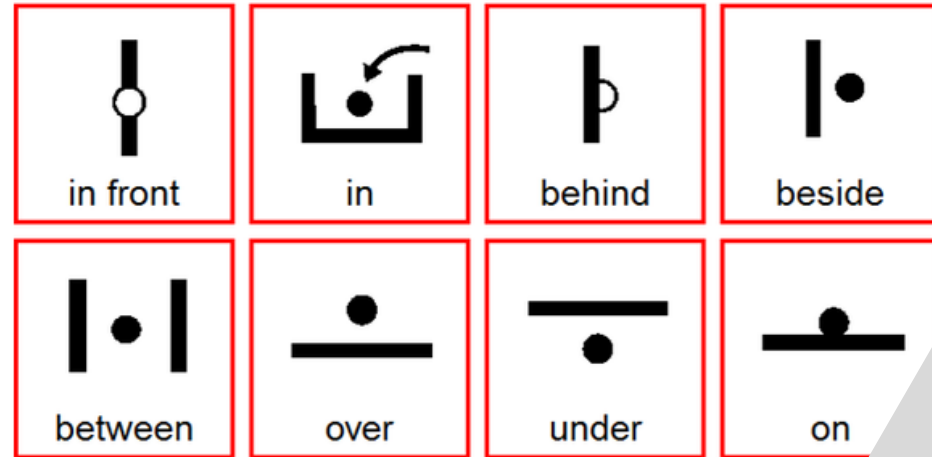
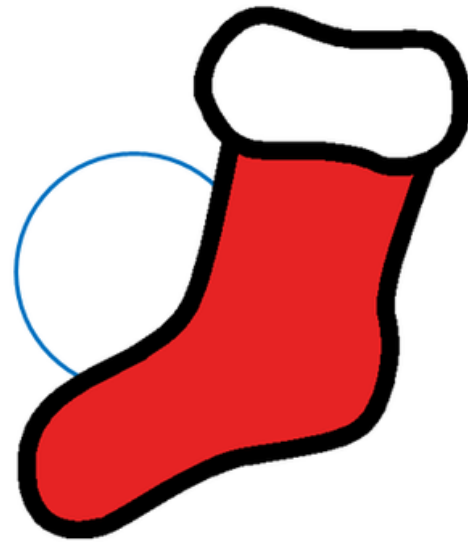
Special Needs for Special Kids  
©1981-2021 by Tobii Dynavox. All Rights Reserved  
Boardmaker® is a trademark of Tobii Dynavox

There are also Bingo cards included. There are 10 in color and 10 in black and white. Again, there are suggestions for 10 different ways you can play bingo to keep students more engaged.

ChristaJoy, Special Needs for Special Kids  
The Picture Communication Symbols ©1981-2021 by Tobii Dynavox. All Rights Reserved  
Worldwide. Used with permission. Boardmaker® is a trademark of Tobii Dynavox

 ornament	 angel
 tree	 caroling






Santa is  the stocking.

Christa Joy, Special Needs for Special Kids  
The Picture Communication Symbols ©1981-2019 by Tobii Dynavox. All Rights Reserved  
Worldwide. Used with permission. Boardmaker® is a trademark of Tobii Dynavox

There is a preposition book where students cut out Santas and the correct preposition. Then, students can color in the pages.

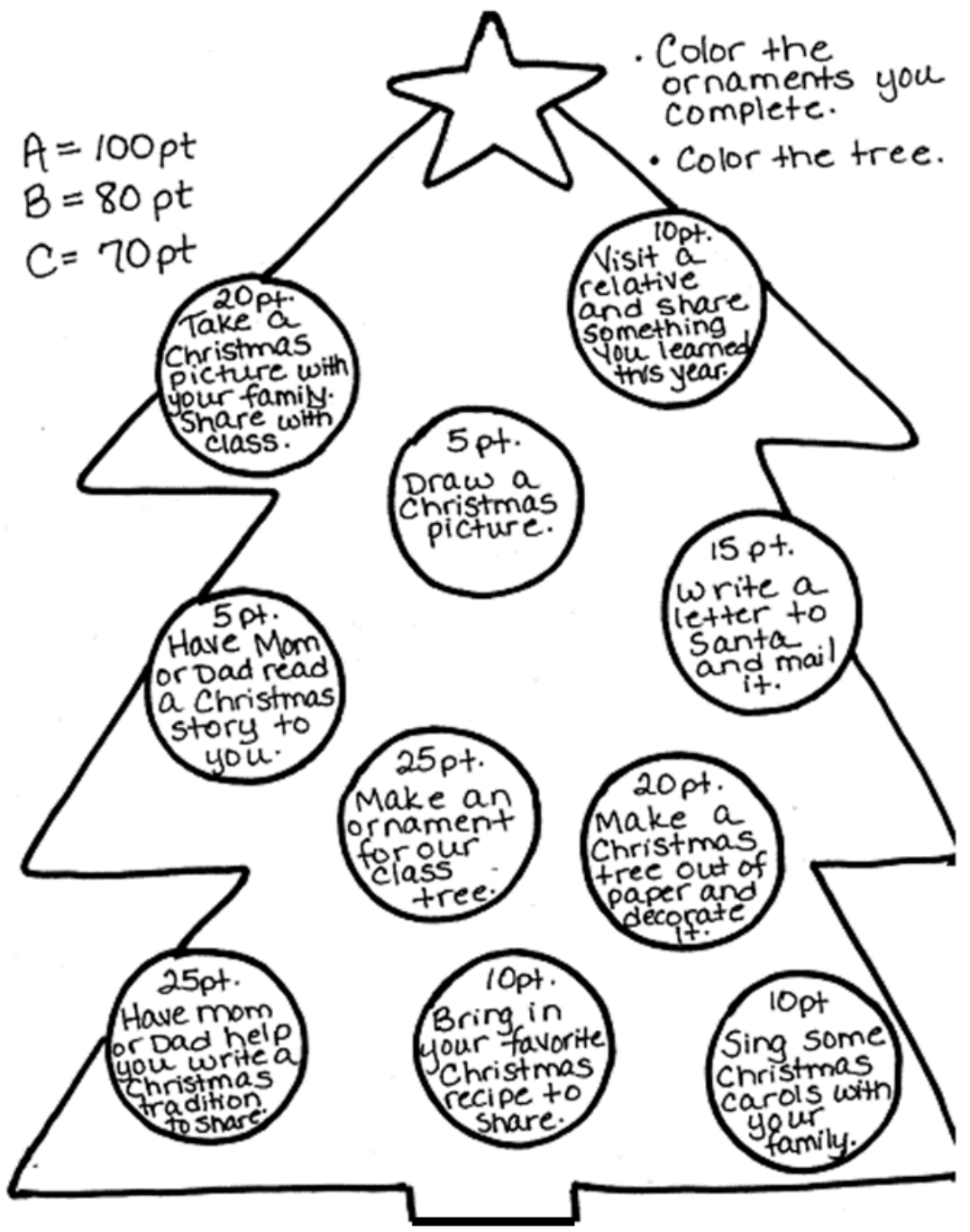






There are 4 pattern worksheets. Suggestions for differentiation are included.





Christa Joy, Special Needs for Special Kids

There is a family involvement activity.



## Set 1 of pictures to sequence



There are 3 sets of pictures for students to sequence into telling a Christmas story.



Watch the  
movie.



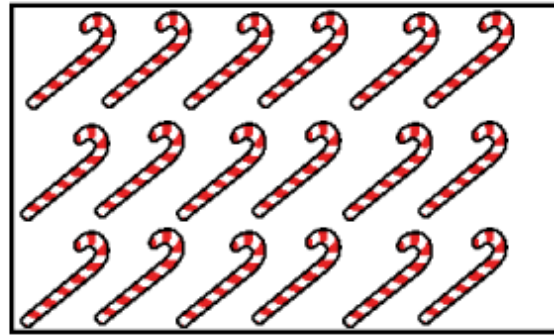


4 stockings hung with care

Christa Joy, Special Needs for Special Kids

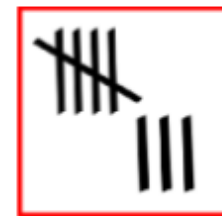
*There is a video of  
both books read aloud.*



Great for review



Match the correct number of tally marks with each picture.



Christa Joy, Special Needs for Special Kids  
The Picture Communication Symbols ©1981-2019 by Tobii Dynavox. All Rights Reserved  
Worldwide. Used with permission. Boardmaker® is a trademark of Tobii Dynavox

There are digital versions of the activities included. Students click and drag the answers.



perfect for all learning levels

Finish each pattern.



There are 2 sets, one that includes differentiation shown here.