

Special Education

CHARLOTTE'S WEB



22 activities

**3 questions/
chapter**



Special Needs for Special Kids



These novel units are something I created and started using in my classroom. I had students with significant challenges and most were **non-readers**. They were the best thing I ever did, and my students LOVED them.

Table of Contents

Worksheet pages	Title	Chapter
4-5	Suggestions for use	
6	Story board	
7	Title and Author	1
8-10	Pig facts circle map	2
11-13	Goose circle map	3
14-15	Complete the clock	4
16-18	Spider circle map	5
19-20	Season sorting	6
21-22	Farm Food Sort	7
23-25	Main characters	8
26-27	Perseverance Activity	9
28-29	Smelly/Not Smelly Sort	10
30-31	Spelling words in webs	11

Christa Joy, Special Needs for Special Kids The Picture Communication Symbols ©1981-2019 by Tobii Dynavox. All Rights Reserved Worldwide. Used with permission. Boardmaker® is a trademark of Tobii Dynavox

Table of Contents

Worksheet pages	Title	Chapter
32-33	Farm/Zoo Animal Sort	12
34-35	Spider/Animal Sort	13
36-37	Doctor/Carpenter Tool Sort	14
38-40	Cricket Circle Map	15
41-43	Buttermilk Bath	16
44-46	Things You Would Find at the Fair	17
47-49	Humble	18
50-51	Eggs or Alive?	19
52-54	Wilbur the Great	20
55-56	Happy/Sad Sort	21
57-58	What Was Your Favorite	22

Christa Joy, Special Needs for Special Kids The Picture Communication Symbols ©1981-2019 by Tobii Dynavox. All Rights Reserved Worldwide. Used with permission. Boardmaker® is a trademark of Tobii Dynavox

This novel unit has **22 different activities**. These activities are NOT comprehension-based. So, even if your students do not pay attention, they can still complete the activity.

Icy Perseverance



Materials:

- an ice cube for each student with a quarter frozen inside

Activity:

- Begin your lesson by giving each student an ice cube. Explain that the first person to get the quarter out of their ice **without** putting it in their mouth or hitting it with another object is the winner.

Discussion:


1. How does melting the ice cube compare to reaching your goals?
2. Did you ever feel like quitting? Why do some people quit before reaching their goals?
3. Could you have gotten the quarter quicker had you broken the rules? Would you feel as good about winning if you didn't follow the rules?
4. How do hard work and perseverance help you achieve your goals?

ICY PERSEVERANCE



What **Perseverance** means to me:

Use pictures if needed.



For example, Charlotte has a lot of perseverance in finding ways to save Wilbur. In this hands-on activity, students will describe what perseverance looks like and feels for them.

Suggestions for Use

- I made this unit to go along with the book, *Charlotte's Web* by E.B. White.
- The thought is that you would be reading it aloud to your class at a rate of about 5-10 pages per day.
- Be sure to give each student their own copy of the story board (pg. 6) to use while reading and discussing the story.
- Benefits of reading out loud, even to classes made up of severely affected students:
 - Teaches students to sit quietly even when there isn't something for them to do. This is such an important life skill. We all have to spend time sitting and listening to someone we are not that interested in at some point.
 - Parents will LOVE you. Not only will they be excited their child is being exposed to age appropriate material, but you are teaching them how to sit quietly, which will hopefully transfer to home as well.
 - Even with your lowest level learners, you will have 1 or 2 that will truly enjoy the story.
 - It can be a calming experience to sit and listen to the teacher read in a methodical way.
- *I have gone back and added an errorless and non-errorless option for the activities that have circle maps. That way you have 2 levels to use for the same activity.*

Suggestions for Use

- For students who need more structure, place the number of post-it notes in front of him/her that corresponds to the number of pages you intend to read. Remove a post-it as you finish each page. The visual will help lessen their anxiety.
- You will find 1 or more activities for each chapter. You will still have plenty to choose from and find those that fit best with your students.
- Differentiation:
 - For any activity, you can quickly differentiate for your lower level learners by using a color coding technique.
 - If sorting, outline each sorting category a certain color and then outline the corresponding pictures the same color.
 - Becomes a matching task.
- There are comprehension questions to accompany this unit. There are 5 questions for every chapter with 3 picture answer choices. You will find these (in color and BW) in a separate file.

Suggestions on how I found this activity worked best in my classroom are provided. I typically had 6-8 students with one adult assistant in the room with me.

Charlotte's Web Literacy Unit for Special Education

By
Christa Joy
Special Needs for Special Kids




*This entire novel unit
comes in 2 separate files.
One is completely in color
and one is completely in
black and white.*

This unit comes with a vocabulary board.



Vocabulary boards are great for ALL students to assist with participation and engagement in group discussions.

Tips on how to use in the unit!!


Story Board : to use while reading and for class discussions. Laminate and make 1 copy for each student.



Pig circle map: Cut apart the pictures about pigs and place in map on previous page.





Pig circle map: Cut apart the pictures and place in map on the previous page **ONLY IF** they related to pigs.



There are circle maps in this unit. Circle maps are a great way for students to see the big idea.





Errorless option

Spider circle map: Cut apart the pictures about spiders and place in map on previous page.

8 legs	2 body parts	web	some are poisonous	most are safe
many eyes	web is strong	egg sac	NOT insects	1 hour to spin web
live 2 years	pounce			

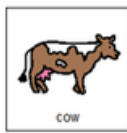

Spider circle map: Cut apart the pictures and place in map **ONLY IF** they relate to spiders.

8 legs	2 body parts	web	some are poisonous	huge
many eyes	web is strong	egg sac	NOT insects	1 hour to spin web
live 2 years	pounce	live in the ocean	eat hot dogs	most are safe

Each circle map comes with 2 choices:


An errorless option with only correct answers

An option that has wrong answers mixed in students will need to set aside.



There are sorting activities.

Directions on how to add color coding or a separate differentiated version is included.



bacon 	fast beef sandwi 	corn 	grain 	drumstick 	sausages
hamburger 	egg 	milk 	ham 	beans 	apple
ice cream 	pumpkin 	pork roast 	hay 	meatloaf 	chicken nuggets
pork chop 	fried egg 	chicken 	vegetables 	steak 	butter


Food from the farm: Cut apart the pictures and sort into correct source on the previous page.





CH 7
Christa Joy, Special Needs for Special Kids The Picture Communication Symbols ©1981-2019 by Tobii Dynavox. All Rights Reserved Worldwide. Used with permission. Boardmaker® is a trademark of Tobii Dynavox. 22



There are matching activities.

Directions on how to add color coding or a separate differentiated version is included.



	
<input type="checkbox"/> <input type="checkbox"/> <input type="checkbox"/> <input type="checkbox"/>	<input type="checkbox"/> <input type="checkbox"/> <input type="checkbox"/> <input type="checkbox"/>
	
<input type="checkbox"/> <input type="checkbox"/> <input type="checkbox"/> <input type="checkbox"/>	<input type="checkbox"/> <input type="checkbox"/> <input type="checkbox"/> <input type="checkbox"/>

Christa Joy, Special Needs for Special Kids

Christa Joy, Special Needs for Special Kids The Picture Communication Symbols © 1981-2019 by Tobii Dynavox. All Rights Reserved Worldwide. Used with permission. Boardmaker® is a trademark of Tobii Dynavox

Spelling: Look at the web on the previous page. Can you see the word? Cut apart the letters below to spell out the word you see spelled in the web.

G	N	o	v	c	a	S	L
i	d	o	o	e	e	e	f



doctor visit



carpenter

Doctor/Carpenter Tool Sort: Cut apart the pictures and sort into correct column on the previous page.



CH 14

16

CH 14

Christa Joy, Special Needs for Special Kids The Picture Communication Symbols ©1981-2019 by Tobii Dynavox. All Rights Reserved Worldwide. Used with permission. Boardmaker® is a trademark of Tobii Dynavox.

37




stinky



smell good

Smelly/Not Smelly Sort: Cut apart the pictures and sort into correct column on previous page.



CH 10

18

CH 10

Christa Joy, Special Needs for Special Kids The Picture Communication Symbols ©1981-2019 by Tobii Dynavox. All Rights Reserved Worldwide. Used with permission. Boardmaker® is a trademark of Tobii Dynavox.



29

Because there are so many activities, you can choose the ones that fit your students the best.



CH 3

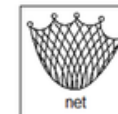
1. Who showed Wilbur how to escape?



2. How did he get out of his pen?



3. What did Mr. Zuckerman use to get Wilbur back in his pen?




Christa Joy, Special Needs for Special Kids

The Picture Communication Symbols ©1981–2020 by Tobii Dynavox. All Rights Reserved
Worldwide. Used with permission. Boardmaker® is a trademark of Tobii Dynavox

CH 3

CH 10

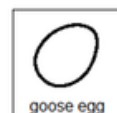
1. What was Avery carrying around?



2. What was the swing made out of?



3. What broke that smelled so bad?



Christa Joy, Special Needs for Special Kids

The Picture Communication Symbols ©1981–2020 by Tobii Dynavox. All Rights Reserved
Worldwide. Used with permission. Boardmaker® is a trademark of Tobii Dynavox

CH 10

This unit does come with comprehension questions. There are 3 questions for every chapter. Each question has 3 picture choices. They are in color and black and white.

Answer key included!!



I realize there will be some students out there unable to do cutting activities. I have a blog post with ways to complete activities without a pair of scissors!!

[Click Here to read more!!](#)