

Special Education

# Charlie and the Chocolate Factory

*37 activities*

*5 questions/  
chapter*



Special Needs for Special Kids




These novel units are something I created and started using in my classroom. I had students with significant challenges and most were **non-readers**. They were the best thing I ever did, and my students LOVED them.

# Table of Contents

Worksheet pages	Title	Chapter
7-8	Suggestions for use	
9	Story board	
10	Title and Author	
11-13	Poor circle map	
14-17	Family Tree	
18	Building a castle out of chocolate	
19-21	Solving the mystery: Who am I?	
22	Counting out 5	
23-25	Greedy/Generous sorting	
26-27	Possible/Impossible Sorting	
28-29	Hobby circle map	
30-31	Writing Prompt: My Hobbies	
32-33	How much does it cost?	

Christa Joy, Special Needs for Special Kids  
The Picture Communication Symbols ©1981-2019 by Tobii Dynavox  
Worldwide. Used with permission. Boardmaker® is a trademark



# Table of Contents


Worksheet pages	Title	Chapter
58-59	Inventing your own candy	19
60-61	Sticky sorting activity	20
62-64	Things that are and are not blue	21
65-66	Choosing your Favorite	22
67	Square candy that looks round	23
68	Cracking nuts	24
69-70	Sorting things with and without nuts	24
71-72	Pushing Buttons	25
73-77	Putting the chocolate bar back together	26
78-79	Very, very, very tiny	27
80-83	Things that make you scared	28
84-85	Going home	29

Christa Joy, Special Needs for Special Kids  
The Picture Communication Symbols ©1981-2019 by Tobii Dynavox. All Rights Reserved  
Worldwide. Used with permission. Boardmaker® is a trademark of Tobii Dynavox

# Table of Contents

Worksheet pages	Title	Chapter
34-35	What did you eat yesterday?	10
36-37	Finding a Golden Ticket **Requires some teacher prep**	
	February 1	
	Pandemonium	
	The 5 Lucky Winners	
	Mr. Willy Wonka	
	The Maze to the Chocolate	
	The Chocolate Room	
	Oompa-Loompas	
	Being a Good Listener	
	Rhyming activity	
	"-ing" words	
	Idioms	

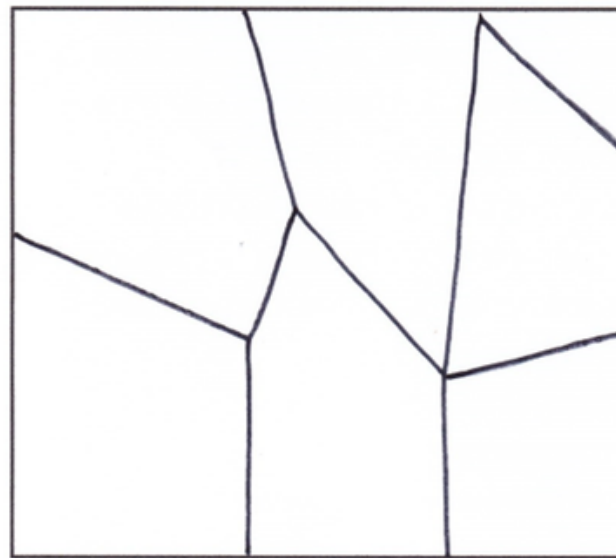
Christa Joy, Special Needs for Special Kids  
The Picture Communication Symbols ©1981-2019 by Tobii Dynavox. All Rights Reserved  
Worldwide. Used with permission. Boardmaker® is a trademark of Tobii Dynavox



This novel unit has **37 different activities**. These activities are **NOT** comprehension-based. So, even if your students do not pay attention, they can still complete the activity.

Cut out the pieces on the next page and see if you can reassemble the chocolate bar.

Harder version with guidelines



More difficult version



For example, after listening to the chapter where Mike is broken into millions of tiny pieces going through the TV machine, students will reassemble the chocolate bar using the template provided. There is an easier version included with fewer pieces.

## Suggestions for Use

- I made this unit to go along with the book, *Charlie and the Chocolate Factory* by Roald Dahl.
- The thought is that you would be reading it aloud to your class at a rate of about 10-15 pages or 1-2 chapters per day.
- Be sure to give each student their own copy of the story board (pg. 9) to use while reading and discussing the story.
- Benefits of reading out loud, even to classes made up of severely affected students:
  - Teaches students to sit quietly even when there isn't something for them to do. This is such an important life skill. We all have to spend time sitting and listening to someone we are not that interested in at some point.
  - Parents will LOVE you. Not only will they be excited their child is being exposed to age appropriate material, but you are teaching them how to sit quietly, which will hopefully transfer to home as well.
  - Even with your lowest level learners, you will have 1 or 2 that will truly enjoy the story.
  - It can be a calming experience to sit and listen to the teacher read in a methodical way.

Suggestions on how I found this activity worked best in my classroom are provided. I typically had 6-8 students with one adult assistant in the room with me.

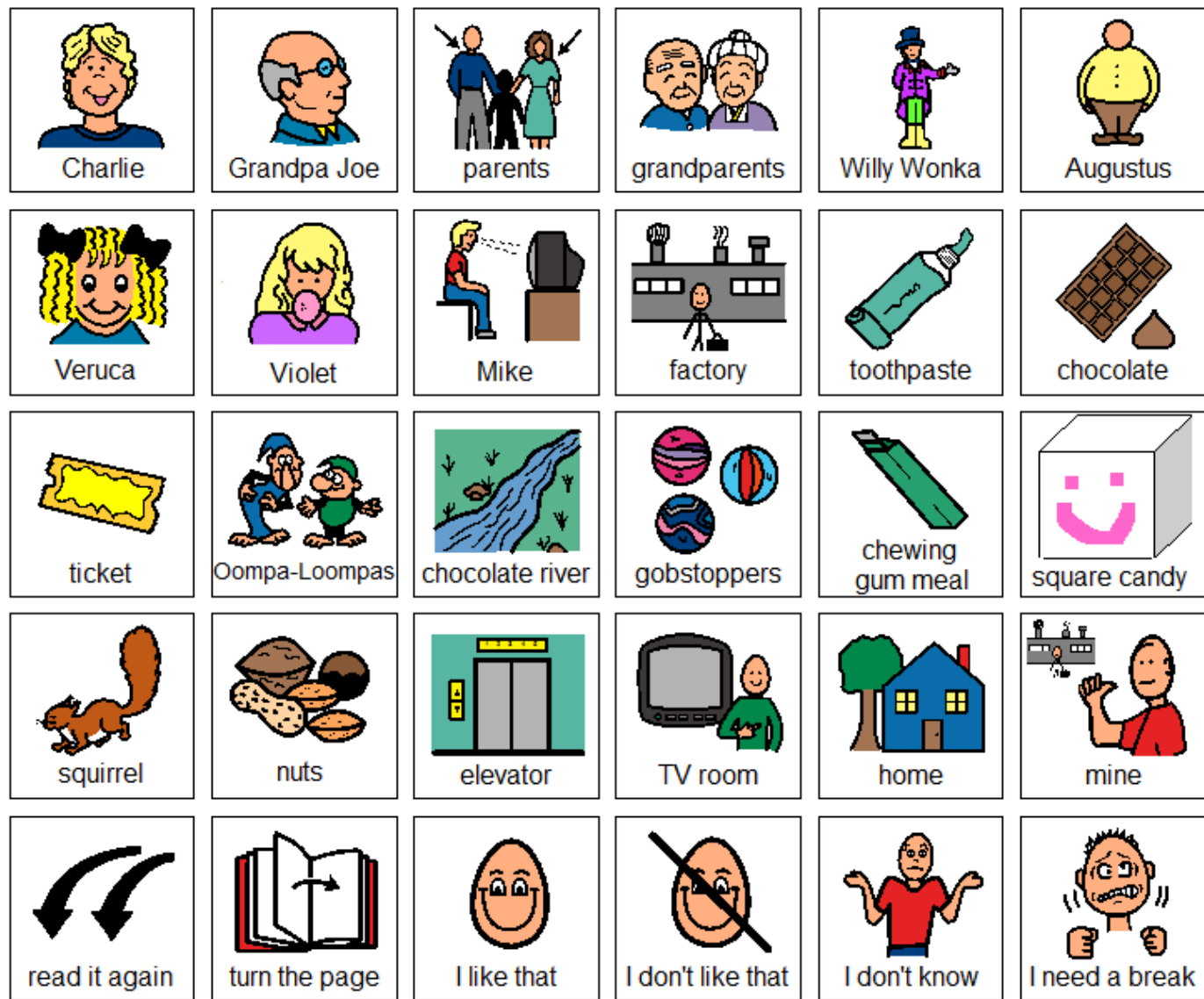
# Charlie and the Chocolate Factory Literacy Unit for Special Education

## Color Version

By  
Christa Joy  
Special Needs for Special Kids



This entire novel unit comes in 2 separate files. One is completely in color and one is completely in black and white.



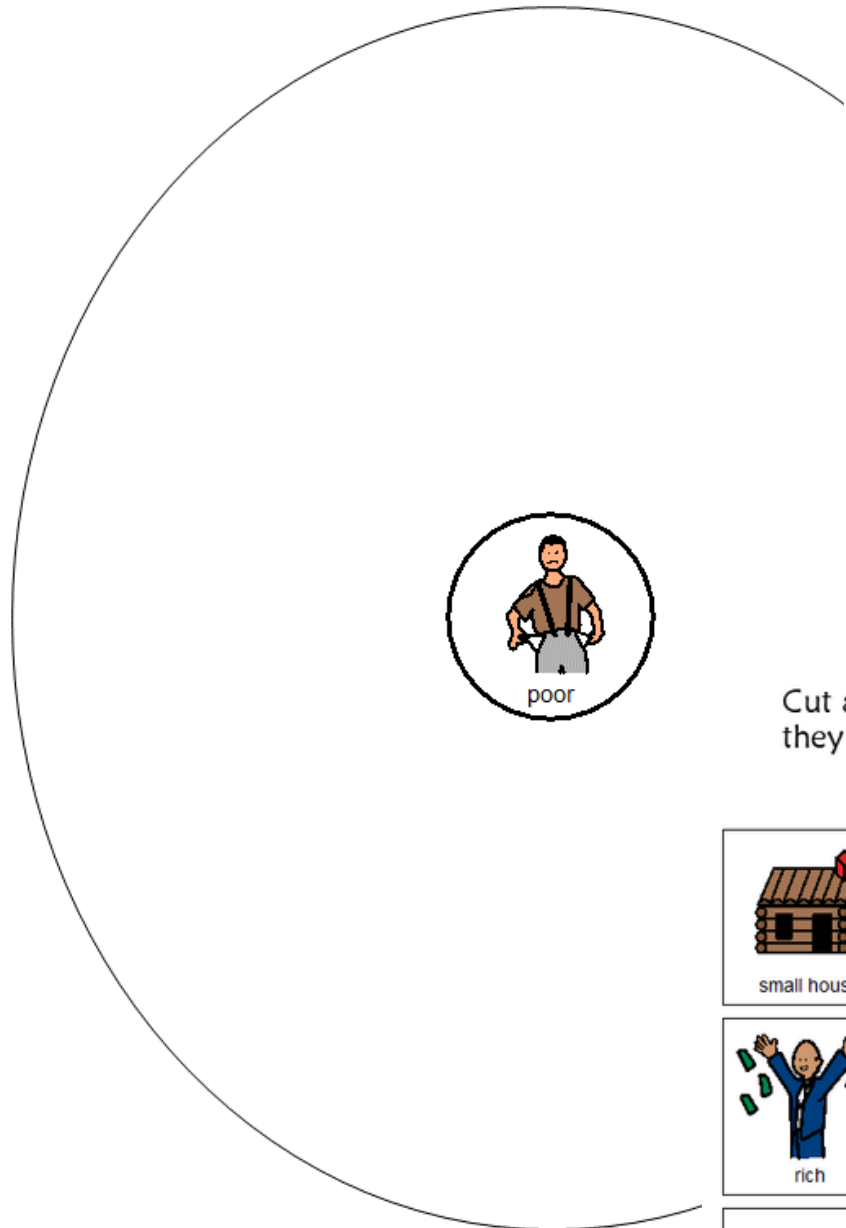
Story Board : to use for class discussions. Laminate and make a copy for each student.

This unit comes with a vocabulary board.


Vocabulary boards are great for ALL students to assist with participation and engagement in group discussions.

Tips on how to use in the unit!!


Charlie and his family were very poor. We get to see how they live in this chapter. Complete the circle map below depicting the ways you can tell that Charlie and his family are poor.



Cut apart the pictures and place in circle map.



Cut apart the pictures and place in circle map **ONLY** if they relate to how Charlie and his family lived.




There are circle maps in this unit. Circle maps are a great way for students to see the big idea.



Complete the circle map below of all the things Charlie saw in the chocolate room.



Add the pictures below to the circle map of all the wonderful things that were in the chocolate room.



Add the pictures below to the circle map **ONLY IF** they were things that were in the chocolate room.

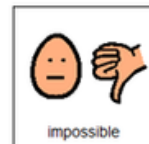


Each circle map comes with 2 choices:













An errorless option with only correct answers

An option that has wrong answers mixed in students will need to be set aside.

Something are likely to happen. They are possible. Some things will never happen, they are impossible. Charlie finding a golden ticket was not impossible, but it was not likely.



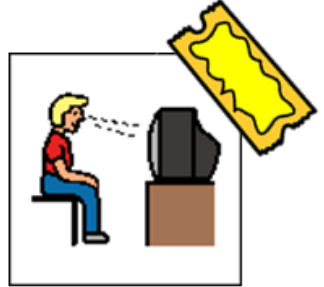

Decide if the following is something that is possible or impossible, and put in the correct column on the previous page

 <p>pigs flying</p>	 <p>win the lottery</p>	 <p>White Christmas</p>	 <p>talking dog</p>
 <p>bears hibernate</p>	 <p>money grows on a tree</p>	 <p>finding a unicorn</p>	 <p>Charlie finds a ticket</p>
 <p>visit a castle</p>	 <p>raining meatballs</p>	 <p>licking your elbow</p>	 <p>be a race car driver</p>

There are sorting activities.

Directions on how to add color coding or a separate differentiated version is included.

Match the name with each of the 5 lucky winners below.



Mike

Charlie

Violet

Augustus

Veruca

*There are matching activities.*

*Directions on how to add color coding or a separate differentiated version is included.*

Mr. Wonka was a very colorful man. Using the key provided, color in Mr. Wonka.



hat	
jacket	
pants	
boots	
gloves	

Charlie and Grandpa Joe will go to the chocolate factory on the first day of February. Cut out the golden ticket below and glue it on the date of their visit so they will not forget!

February						
1	2	3	4	5	6	7
8	9	10	11	12	13	14
15	16	17	18	19	20	21
22	23	24	25	26	27	28

Cut out the golden ticket and place on the correct date on the calendar.



Complete the following to learn about the Oompa-Loompas.



1. The Oompa-Loompas are from

2. The Oompa-Loompas favorite food is

3.  saved the Oompa-Loompas.

4. The Oompa-Loompas work in the

chocolate	Willy Wonka	chocolate factory	Loompland

Let's pretend you could invent your own candy. Follow the steps below to make some decisions about your new candy and then draw the finished product.

1. My new candy would be:

chocolate	gum	lollipop	candy	taffy	candy bar

2. The shape would be:

round	square	triangle	oval	heart	diamond

3. The color would be:

red	green	brown	yellow	blue	pink

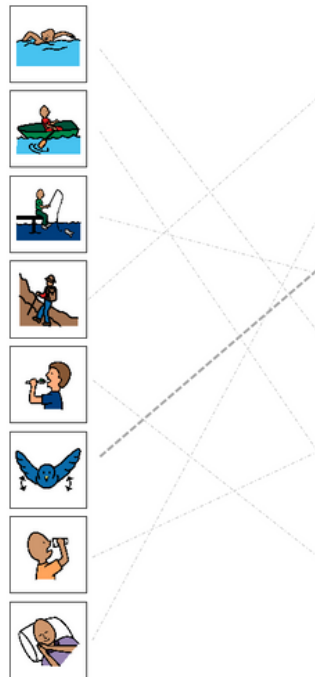
4. It would taste like:

chocolate	fruit	vegetables	pickles	fish	sour
sweet	vanilla	birthday cake	ice cream	pizza	hot dog

Differentiated version



- hiking
- sleeping
- flying
- fishing
- swimming
- drinking
- rowing
- eating



There will only be 5 golden tickets made. Circle all the examples of 5 below.


Draw 5 of anything you want in the empty box.




Because there are so many activities, you can choose the ones that fit your students the best.

CH 1

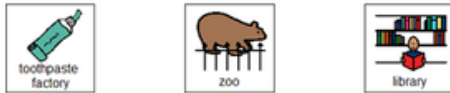
1. How many people live in Charlie's house?



2. Was Charlie's family rich or poor?



3. Where did Mr. Bucket work?



4. What was the one food Charlie longed for?



5. What was the one time of year Charlie could have some chocolate?



Christa Joy, Special Needs for Special Kids

The Picture Communication Symbols ©1981-2020 by Tobii Dynavox. All Rights Reserved  
Worldwide. Used with permission. Boardmaker® is a trademark of Tobii Dynavox

CH 6

1. Who found the first golden ticket?



2. What was Augustus like?



3. Who found the second golden ticket?



4. How many chocolate bars did Veruca's dad buy before she found a ticket?



5. What is tomorrow?



Christa Joy, Special Needs for Special Kids

The Picture Communication Symbols ©1981-2020 by Tobii Dynavox. All Rights Reserved  
Worldwide. Used with permission. Boardmaker® is a trademark of Tobii Dynavox

This unit does come with comprehension questions. There are 3 questions for every chapter. Each question has 3 picture choices. They are in color and black and white.

Answer key included!!

*Save money and get this unit in the Roald Dahl bundle that also includes:*

- *James and the Giant Peach*
- *Matilda*
- *The BFG*
- *The Witches*
- *George's Marvelous Medicine*

**[Click Here](#)**

