

BUNNICULA

14 activities

**5 questions/
chapter**



Special Needs for Special Kids



These novel units are something I created and started using in my classroom. I had students with significant challenges and most were **non-readers**. They were the best thing I ever did, and my students LOVED them.

Table of Contents

Worksheet pages	Title	Chapter
4-5	Suggestions for use	
6	Story board	
7	Title and Author	
8-9	Good vs bad pets	1
10-11	Combining words	1
12-13	Personification	2
14	Color in the fruits and vegetables	3
15-17	Good vs bad things to feed a dog	4
18-20	Things rabbits eat	4
21-23	Foods that are white	5
24-25	I met a vampire	5
26-27	Good vs bad smells	6
28-30	Superstitions	6
31-32	Matching cure to illness	7
33-35	How to warn someone	8
36-37	My happy ending	9
38-39	Additional novel units available	
40-41	Terms of use	



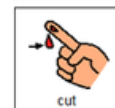
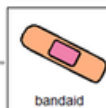



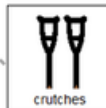


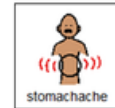
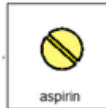


This novel unit has **14** different activities.

These activities are NOT comprehension-based. So, even if your students do not pay attention, they can still complete the activity.

Harold plans to treat Bunnicula's illness with salad. Match the best medicine for each injury on the left.

 broken leg	 tissues
 cut	 bandaid
 cold	 dentist
 headache	 crutches
 toothache	 Pepto Bismol
 stomachache	 aspirin
 cough	 cough drops

differentiated
Harold plans to treat Bunnicula's illness with salad. Match the best medicine for each injury on the left.

 broken leg	 tissues
 cut	 bandaid
 cold	 dentist
 headache	 crutches
 toothache	 Pepto Bismol
 stomachache	 aspirin
 cough	 cough drops

For example, in chapter 7, Harold plans to take care of Bunnicula by getting him some salad. In this activity, students will match the best cure to each illness. It comes with a differentiated version where students can trace the line.

Suggestions for Use

- I made this unit to go along with the book, *Bunnicula* by Deborah and James Howe.
- The thought is that you would be reading it aloud to your class at a rate of about 1 chapter per day.
- Be sure to give each student their own copy of the story board (pg. 7) to use while reading and discussing the story.
- Benefits of reading out loud, even to classes made up of severely affected students:
 - Teaches students to sit quietly even when there isn't something for them to do. This is such an important life skill. We all have to spend time sitting and listening to someone we are not that interested in at some point.
 - Parents will LOVE you. Not only will they be excited their child is being exposed to age appropriate material, but you are teaching them how to sit quietly, which will hopefully transfer to home as well.
 - Even with your lowest level learners, you will have 1 or 2 that will truly enjoy the story.
 - It can be a calming experience to sit and listen to the teacher read in a methodical way.



Suggestions for Use


- For students who need more structure, place a number of post-it notes in front of him/her that corresponds to the number of pages you will read. Remove a post-it as you finish each chapter. This visual will help lessen their anxiety.
- You will find 2 or more activities for each chapter. There will still be plenty to choose from and find what will fit best with your students.
- Differentiation:
 - For any activity, you can quickly differentiate for your lower level learners by using a color coding technique.
 - If sorting, outline each sorting category a certain color and then outline the corresponding pictures the same color.
 - Becomes a matching task.
- This unit does include comprehension questions in a separate file. There are 5 multiple choice questions for each chapter. An answer key is included.

Suggestions on how I found this activity worked best in my classroom are provided. I typically had 6-8 students with one adult assistant in the room with me.

Bunnicula

for Special Education

By
Christa Joy
Special Needs for Special Kids



This entire novel unit comes in 2 separate files. One is completely in color and one is completely in black and white.

This unit comes with a vocabulary board.

Vocabulary boards are great for ALL students to assist with participation and engagement in group discussions.

Tips on how to use in the unit!!




What are some things you think most rabbits would eat?




Errorless version

Place the following pictures in the circle map on the previous page showing things that rabbits eat.




Place the following pictures in the circle map on the previous page **ONLY** if they are things rabbits would eat.

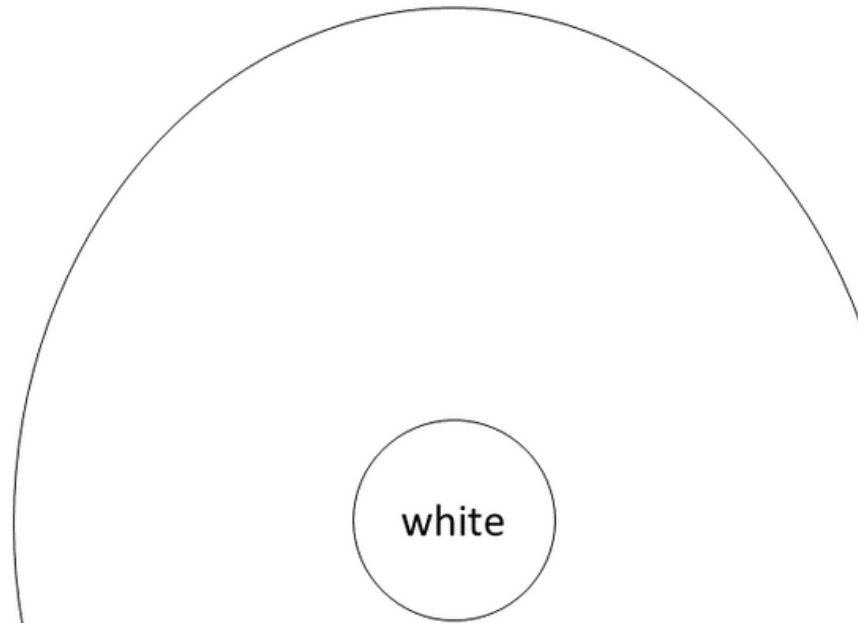


There are circle maps in this unit.

Circle maps are a great way for students to see the big idea.




What are some things foods that are normally white?




Errorless version

Place the following pictures in the circle map on the previous page showing foods that are normally white.



Place the following pictures in the circle map on the previous page **ONLY** if they are foods that are normally white.



Each circle map comes with 2 choices:













An errorless option with only correct answers

An option that has wrong answers mixed in students will need to set aside.

Chester is wearing garlic to keep the vampires away. Look at the items on the next page and sort them into whether you think they would smell good or bad.




Smelly/Not Smelly Sort: Cut apart the pictures and sort into correct column on previous page. If you are not sure, place it on the middle line.

<p>skunk</p> 	<p>baking bread</p> 	<p>perfume</p> 	<p>cooked cabbage</p> 
<p>vomit</p> 	<p>flowers</p> 	<p>dirty socks</p> 	<p>strawberry</p> 
<p>Christmas tree</p> 	<p>rotten egg</p> 	<p>lemon</p> 	<p>stink bug</p> 

There are sorting activities.

Directions on how to add color coding for differentiation is included.




Harold and Chester have human-like qualities. This is called personification. Match the picture that goes best with each example of personification.

The zebra zig zagged like a zipper.	<input type="checkbox"/>	Iris itched the insect bite.	<input type="checkbox"/>
The hen had a hat on her head.	<input type="checkbox"/>	Camels can cross the desert.	<input type="checkbox"/>
The lion licked a lemon lollipop.	<input type="checkbox"/>	Billy baked a bunch of baked beans.	<input type="checkbox"/>
Ann announced apples were available.	<input type="checkbox"/>	The purple penguin painted a picture.	<input type="checkbox"/>
The dog dug up the dandelion.	<input type="checkbox"/>	The red robin roosted on the rosebush.	<input type="checkbox"/>



There are matching activities. Directions on how to add color coding for differentiation is included.

Match the picture with the personification.



If I met a Vampire

I think it would be to meet a vampire.

I would definitely .

I would offer him a .


Maybe, he would want to .

I would want to introduce him to my .



scary	great	interesting	nerve wracking	fun	
say hello	say goodbye	run away	smile at him	want to meet him	
sandwich	ride	drink	place to stay	meal	cell phone
talk	dance	visit	go to school	play a game	listen to music
friends	family	parents	grandparents	class	team

There are writing prompts. These are errorless activities that allow students to write a story independently.



Look at the two words to the left and figure out what new word they would make if combined. Draw a line between them.

breakfast	+	lunch	chillax
car	+	hijack	flare
chill	+	relax	internet
chuckle	+	snort	brunch
flame	+	glare	spork
international	+	network	chortle
spoon	+	fork	carjack

Look at the two words to the left and figure out what new word they would make if combined. Trace the line between them.

breakfast	+	lunch	chillax
car	+	hijack	flare
chill	+	relax	internet
chuckle	+	snort	brunch
flame	+	glare	spork
international	+	network	chortle
spoon	+	fork	carjack

Because there are so many activities, you can choose the ones that fit your students the best.

CH 1

1. Who is left in charge of running the house?



housekeeper



Chester



Harold

2. Who gets hair all over the chair?



Harold



Chester



guinea pig

3. What did the Monroes bring home with them?



popcorn



candy



rabbit

4. Where will the rabbit spend the night?



kitchen



yard



living room

5. Where did the Monroes find the rabbit?



movies



road



mailbox

CH 1

Christa Joy, Special Needs for Special Kids
The Picture Communication Symbols ©1981–2020 by Tobii Dynavox. All Rights Reserved
Worldwide. Used with permission. Boardmaker® is a trademark of Tobii Dynavox

CH 6

1. What woke Harold up?



thunder



a smell



music

2. What is Chester wearing around his neck?



garlic



scarf



towel

3. What is the garlic supposed to protect everyone from?



ghost



witch



vampire

4. What did Harold get stuck in?



recliner



cage



microwave

5. What did Chester put on Bunnacula's chest?



steak



flowers



broccoli

CH 6

Christa Joy, Special Needs for Special Kids
The Picture Communication Symbols ©1981–2020 by Tobii Dynavox. All Rights Reserved
Worldwide. Used with permission. Boardmaker® is a trademark of Tobii Dynavox

This unit does come with comprehension questions. There are 5 questions for every chapter. Each question has 3 picture choices. They are in color and black and white.

Answer key included!!