

**BULLIES
ARE NOT
NICE**



SOCIAL STORY + ACTIVITIES



This unit was created with this guy in mind. He has autism and an intellectual disability. He is a non-reader and struggles to sit still for long. With some support he is able to do this unit, and enjoys the challenge. He is my tester!!

Bullies are not nice

Social Stories & activities

By

Christa Joy

Special Needs for Special Kids



Christa Joy, Special Needs for Special Kids

Table of Contents

| Worksheet pages | Title |
|-----------------|---|
| 4-5 | Vocabulary board |
| 6-14 | Student booklet: for younger students |
| 15-23 | Student booklet: for older students |
| 24-27 | Circle map: signs a person may be a bully |
| 28-33 | Friend/Bully Venn diagram |
| 34 | Alternatives to fighting |
| 35-37 | Stop Bullying pledge |
| 38-39 | Terms of Use |

In a separate file you will find:

- PowerPoint version of social story (editable)
- Activities in black and white

You can also download this social story as a google slide presentation. You will be prompted to make a copy. This is editable in case you need to adjust to the needs of your students.

[CLICK HERE](#)


Christa Joy, Special Needs for Special Kids

This unit has a story and activities. The activities come in 2 separate files, one in color and one in black and white.

A bully is a person who is mean to me
or others.



I will not talk to the bully.
I will walk away.



©Christa Joy, SNSK

There is a 15 page social
story that has simple text
and photos. This story is in
a PowerPoint and Google
Slide format so you **can**
edit the text if needed to
fit your own situation.

A bully may even try to hurt me.



Page 9

©ChristaJoy, SNSK

There are things I can do when I meet or see a bully.



Page 10

younger

Second, I will ask myself, "Are there any adults near by?" If not, this person may be trying to be mean to me when no one is looking.



Page 9

©ChristaJoy, SNSK

Third, does this person stop kidding around when I ask them to? If they keep kidding me, they may be trying to be mean instead of funny.



Page 10

©ChristaJoy, SNSK



older

There are 2 16 page booklets using picture symbols that students can take home. One has less text for younger students and one has more words for older students.

What are some signs a person may be a bully.

Errorless version

Place the pictures in the circle map on previous page showing what a bully may look like or do.

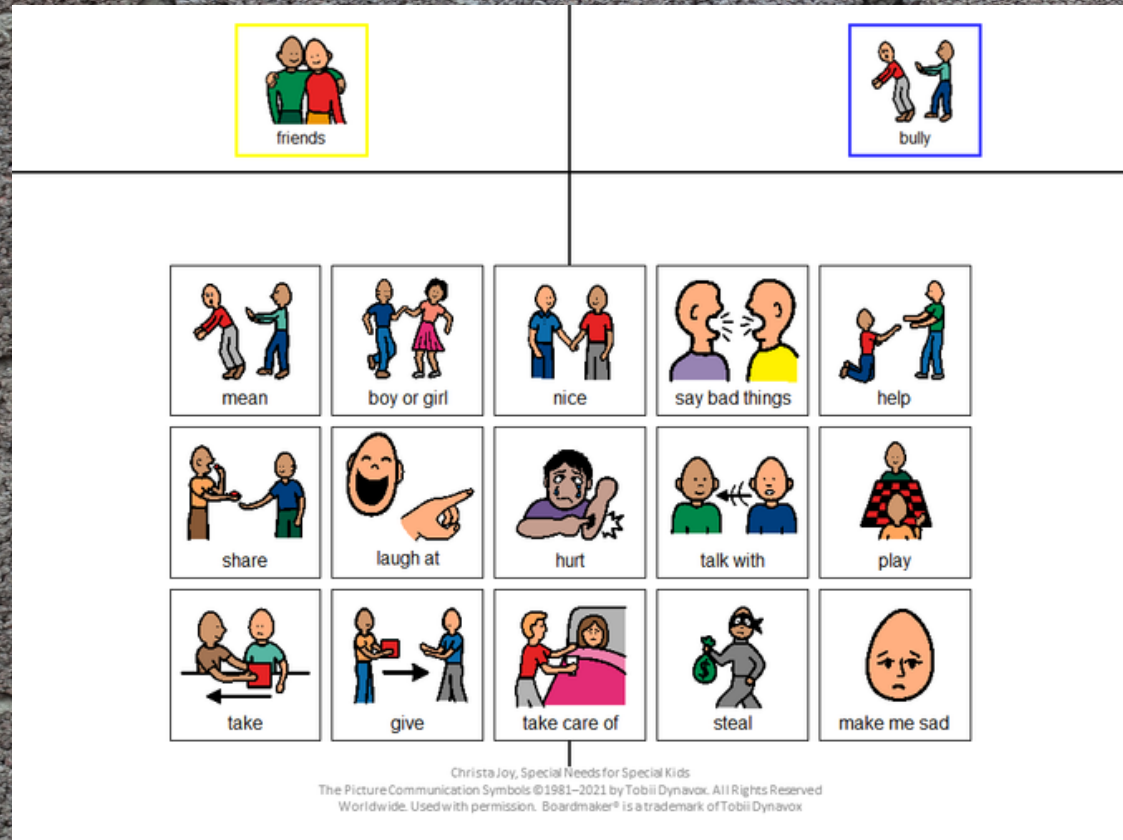
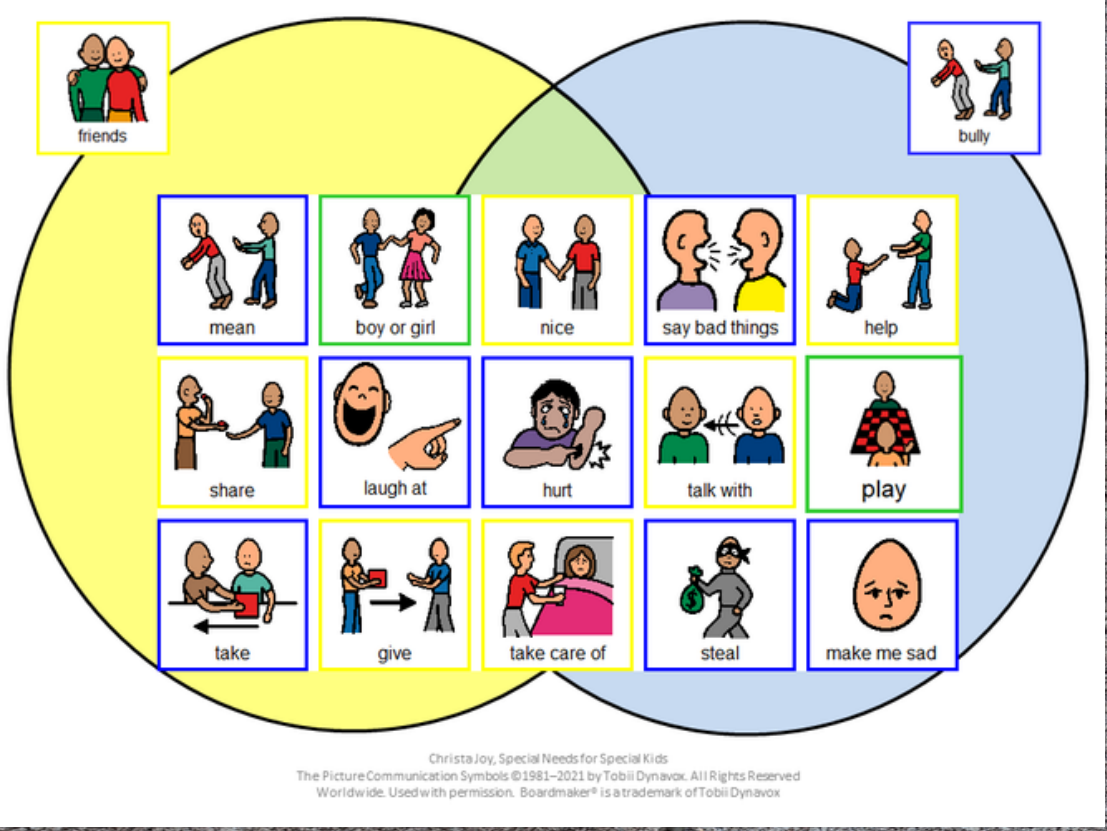


Place the pictures in the circle map on previous page **ONLY IF** you think it is something a bully may look like or do.



Christa Joy, Special Needs for
The Picture Communication Symbols ©1981-2019 by
Worldwide. Used with permission. Boardmaker®






There is an activity where students will complete a circle map showing some common signs someone may be a bully. There is an option that is errorless and one with wrong answers mixed in.



There is a sorting activity comparing friends and bullies. It comes in 2 versions.

- Venn diagram
- Sorting template

There are lots of alternatives to fighting someone. Complete the statements below using the pictures on the next page or coming up with your own ideas.

1. Instead of  you can .
2. Instead of  you can .
3. Instead of  you can .
4. Instead of  you can .
5. Instead of  you can .



Students will identify alternatives to fighting. This is an errorless activity.

If I see a bully, or am
bullied, I will

| | |
|--|--|
| | |
| | |

Christa Joy, Special Needs for Special Kids
The Picture Communication Symbols ©1981–2021 by Tobii Dynavox. All Rights Reserved
Worldwide. Used with permission. Boardmaker® is a trademark of Tobii Dynavox



Students will fill out a simple
pledge of what they will do if
they see or are being bullied.

The activities that accompany this social story provide:

1. A structured way for you to review this skill.

2. A way to informally assess if students are comprehending the material.

3. Engages the student by providing different ways to review the same material.