

Buffalo Before Breakfast

Magic Tree House #18



Special Needs for Special Kids

11 activities

15 questions



These novel units are something I created and started using in my classroom. I had students with significant challenges and most were **non-readers** (like my little guy). They were the best thing I ever did, and my students LOVED them.

Table of Contents


Worksheet pages	Title	Chapter
4-5	Suggestions for use	
6	Story board	
7	Title and Author	
8	Match the sound to the animal	1
9-10	Similes	2
11-13	Different types of homes	3
14	Gifts from the buffalo	4
15-16	Symbols of strength or weakness	5
17-19	Facts about buffalo	6
20-22	Animals that stampede	7
23-24	Foolish choices	8
25-26	Places you can learn things	9
27-28	My trip in the Magic Treehouse	10
29-31	Other Novel Units available	
32-33	Terms of Use	

This novel unit has **11 different activities**. There is an activity for each chapter that is NOT comprehension based. So, even if your students do not pay attention, they can still complete the activity.

What are some animals that stampede?

errorless

Cut out pictures and glue in circle map on previous page showing animals that stampede.



Cut out pictures and glue in circle map on previous page **ONLY IF** they are animals that stampede.



For example, the buffalo stampede. Here, students will complete a circle map about animals that stampede. There is an errorless version provided as well as a version with wrong answers mixed in.

Suggestions for Use

- I made this unit to go along with the book, *Buffalo Before Breakfast* that you would be reading it aloud to your class at a rate of about 1 chapter per day.
- Be sure to give each student their own copy of the story board (pg. 6) to use while reading and discussing the story.
- Benefits of reading out loud, even to classes made up of severely affected students:
 - Teaches students to sit quietly even when there isn't something for them to do. This is such an important life skill. We all have to spend time sitting and listening to someone we are not that interested in at some point.
 - Parents will LOVE you. Not only will they be excited their child is being exposed to age appropriate material, but you are teaching them how to sit quietly, which will hopefully transfer to home as well.
 - Even with your lowest level learners, you will have 1 or 2 that will truly enjoy the story.
 - It can be a calming experience to sit and listen to the teacher read in a methodical way.

Suggestions for Use


- For students who need more structure, place the number of post-it notes in front of him/her that corresponds to the number of pages you intend to read. Remove a post-it as you finish each page. The visual will help lessen their anxiety.
- You will find 1 activity for each chapter. You will still have plenty to choose from and find those that fit best with your students.
- Differentiation:
 - For any activity, you can quickly differentiate for your lower level learners by using a color coding technique.
 - If sorting, outline each sorting category a certain color and then outline the corresponding pictures the same color.
 - Becomes a matching task.
- This unit includes 15 comprehension questions. There is a chart to show which chapter each question comes from. Each questions is a multiple-choice questions with three answer choices that uses pictures.
- An answer key is included.

Suggestions on how I found this activity worked best in my classroom are provided. I typically had 6-8 students in grades K-5 with one adult assistant in the room with me.

Color version

Buffalo Before Breakfast Magic Tree House #18 for Special Education

By
Christa Joy
Special Needs for Special Kids

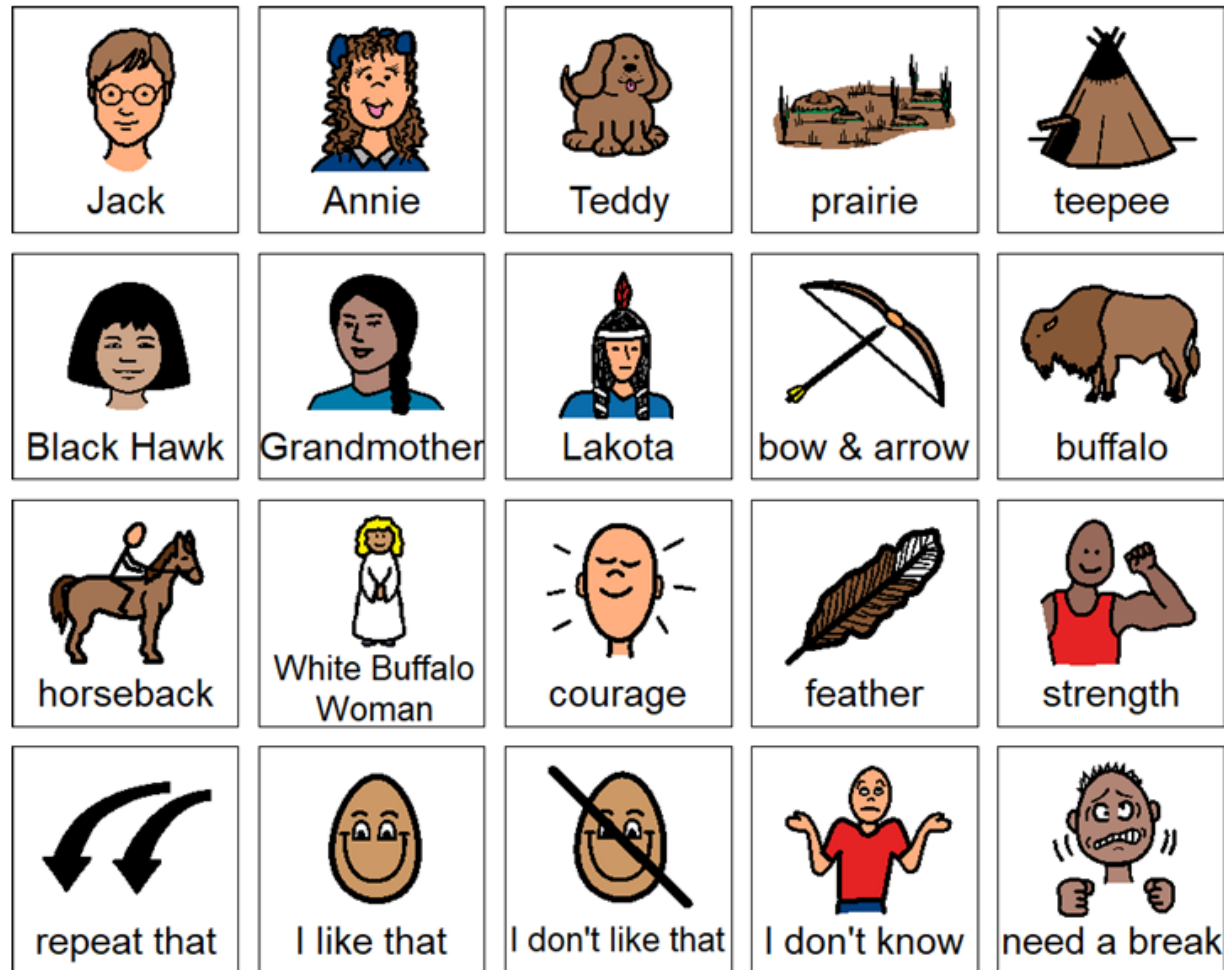


*This entire novel unit comes
in 2 separate files. One is
completely in color and one is
completely in black and
white.*

This unit comes with a vocabulary board.

Vocabulary boards are great for ALL students to assist with participation and engagement in group discussions.

Tips on how to use in the unit!!




Story Board : to use with reading and for class discussions. Laminate and make 1 copy for each student.


What are some facts about buffalo?

errorless

Cut out pictures and glue in circle map on previous page showing facts about buffalo.



Cut out pictures and glue in circle map on previous page **ONLY** IF they are true about buffalo.



There is a circle map what has 2 options:

An errorless option with only correct answers

An option that has wrong answers mixed in students will need to set aside.




The wolf was a symbol of strength for Black Hawk. What are some symbols of strength and weakness that area common?











Place the pictures in the correct column. If you are not sure, place it on the middle line.

 lightning	 moon	 baby	 kitten
 thread	 lamb	 lion	 raven
 wolf	 dishrag	 hammer	 wet rag
 rabbit	 mouse	 gorilla	 fire

There are sorting activities.
You can quickly differentiate
these activities with some
color-coding.




Teddy's barking alerts Jack and Annie that it is time to go to the tree house. Look at the sounds on the next page and match it to the thing you think makes that sound.















 cow	<input type="checkbox"/>	 wolf	<input type="checkbox"/>
 kitten	<input type="checkbox"/>	 duck	<input type="checkbox"/>
 chicken	<input type="checkbox"/>	 budgie	<input type="checkbox"/>
 lamb	<input type="checkbox"/>	 pig	<input type="checkbox"/>

moo	baa	howl	meow
oink	tweet	quack	cluck

There are matching activities. You can quickly differentiate these activities with some color-coding.

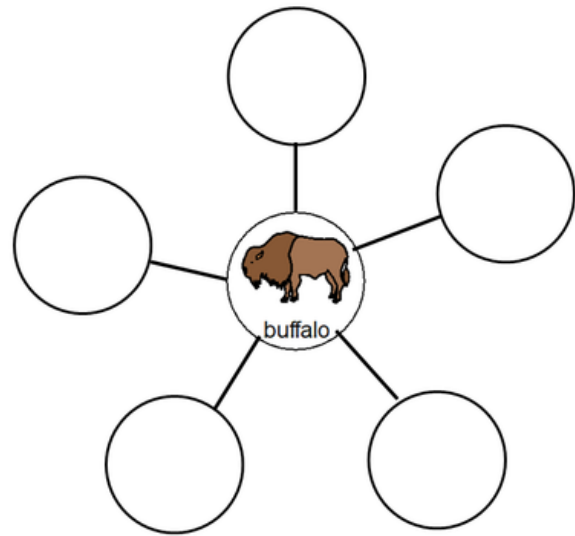


The prairie is like an ocean of grass. This is a simile. Draw a line to the picture that would best finish the simile.

 as quiet as a	 lightning
 as big as a	 mouse
 as pretty as a	 house
 as happy as a	 picture
 as brave as a	 bird
 as free as a	 clam
 as quick as	 lion



What are the gifts the buffalo give to the Lakota people?






















 teepee	 tools	 cups	 ropes	 sleds
---	--	---	---	--

Black Hawk goes to hunt the buffalo alone. Grandmother tells him that was a foolish choice. We all make good choices and foolish ones. Look at the choices on the next page and decide if they are foolish or good.

 good choice	 foolish
--	--

Place in the correct column on the previous page. If you are not sure, place it on the middle line.

 listen	 come home before dark	 no one to play with	 candy	 share
 yell	 hit others	 help	 give	 bite others
 good friend	 running in street	 no bike helmet	 fruit	 stay out after dark
 take	 exercise	 save money	 recycle	 mean

There are lots of activities to choose from so you can pick the best ones for your students, or do them all!!

My trip in the magic treehouse



I looked in a book about and made a wish.

We landed in the middle of a .


I saw lots of out the window.

I could hear from the tree house.

When it was time to go back home, I felt .



All of the Magic Tree House units end with a writing prompt. These are errorless activities. Students will write a story about their trip in the treehouse. Different pictures are used for each novel.



1. How did Jack and Annie know it was time to go to the tree house?



2. Where did the tree house land?



3. What covered the prairie and came up to Jack's chest?



4. What did Jack and Annie see in the tall grass?



5. How many finger do you hold up to show you are a friend to the Lakota?



6. What does Black Hawk hunt?




7. What does Black Hawk dress as to give him courage?




8. How do Jack and Annie travel to see the buffalo?



9. What did Black Hawk do that scared the buffalo?



10. Who stopped the stampede?



Chapter references for each question

Question	Chapter
1	1
2	2
3	2
4	3
5	3
6	4
7	5
8	5
9	6
10	7
11	8
12	8
13	9
14	9
15	10

Finally this unit does come with 15 comprehension questions.

There is a guide that references which chapter each question came from.

Answer key included!!



I realize there will be some students out there unable to do cutting activities. I have a blog post with ways to complete activities without a pair of scissors!!

[Click Here to read more!!](#)