

Special Ed

THE BIGGEST PUMPKIN EVER



LITERACY UNIT



Special Needs for Special Kids

ALSO INCLUDES GOOGLE SLIDES



These literacy units are something I created and started using in my classroom. I had students with significant challenges and most were **non-readers**. This is a great way to expose all students to some great books.

Table of Contents

Worksheet pages	Activity
4-5	Vocabulary Board
6-9	Pumpkin circle map
10-11	Sequence how the biggest pumpkin grew
12-13	Sequence carving a jack-o-lantern
14-16	Jobs easier with help
17-20	Comprehension check
21-22	Terms of Use

In a separate file:

- Cooperation Social Story (PowerPoint)
- Directions and links to digital activities
- Activities in black and white

This unit has 5 activities to go with this book to last a full week of instruction.

There are 2 separate files, one in color and one in black and white.

This unit comes with a storyboard.

Storyboards are great for ALL students to assist with participation and engagement in group discussions.


Tips on how to use in the unit!!




Christa Joy, Special Needs for Special Kids
The Picture Communication Symbols ©1981–2021 by Tobii Dynavox. All Rights Reserved
Worldwide. Used with permission. Boardmaker® is a trademark of Tobii Dynavox

Errorless version


Cut apart pictures and place in circle map about pumpkins.



Cut apart pictures and place in circle map **ONLY IF** they relate to pumpkins.



There is a circle map with things about pumpkins. There is an option that only has correct answers and one that has wrong answers mixed in.



Sequence how the biggest pumpkin grew.

Five empty rectangular boxes connected by horizontal lines, intended for sequencing the growth of a pumpkin.



Christa Joy, Special Needs for Special Kids
The Picture Communication Symbols ©1981-2019 by Tobii Dynavox. All Rights Reserved
Worldwide. Used with permission. Boardmaker® is a trademark of Tobii Dynavox


Sequence carving a jack-o-lantern











Five empty rectangular boxes connected by horizontal lines, intended for sequencing the steps of carving a jack-o-lantern.











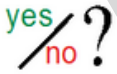


Christa Joy, Special Needs for Special Kids
The Picture Communication Symbols ©1981-2019 by Tobii Dynavox. All Rights Reserved
Worldwide. Used with permission. Boardmaker® is a trademark of Tobii Dynavox

There are 2 sequencing activities. One sequences how the pumpkin grew in the book, and one sequences carving a jack-o-lantern.




	
Title 	Author 
	
	
Main characters 	Setting 

		
		
Problem 	Solutions 	
		
Happens at end 	Did you like the story? 	

There is a short comprehension check, asking some questions about the story. This can be made into a review booklet.

 Desmond	by Steven Kroll	 water	 fertilizer	 getting pumpkin to grow
 1st place	 yes	The Biggest Pumpkin Ever	 blankets	 Clayton
 no	 sugar	 field	 jack-o'-lantern	 fair



Some jobs are just too big to do by yourself.



Christa Way, Special Needs for Special Kids

Cooperation makes any job easier and more fun.


















Christa Way, Special Needs for Special Kids

There is a 14 page social story about the importance of cooperation using simple text and engaging photos.


It comes in a PowerPoint version you can edit if needed.

Some jobs are easier with 2 people. What are some jobs you can do on your own, and what are some that need more than one person?



 build a cabin	 shower	 play catch	 dance	 write a note
 color	 celebrate	 read	 put up a tent	 see-saw
 play a game	 watch TV	 lift something heavy	 listen to music	 take a test

There is a sorting activity looking at jobs that are easier done with help (ie cooperation.)



Listen to the
Biggest
Pumpkin Ever
read aloud







There is a video of the book
read aloud. This is a video
from YouTube.



Great for independent centers



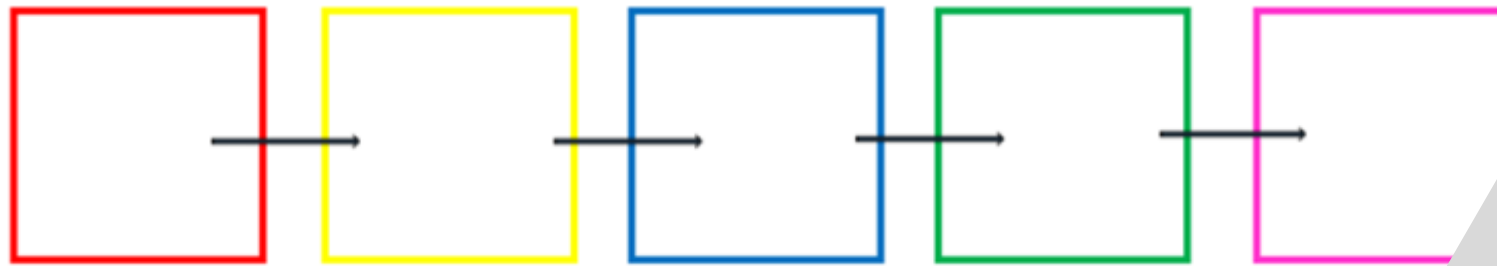
Place the pictures in the circle map about pumpkins.



There are digital versions of the activities included. Students click and drag the answers.

Perfect for every learning level

Sequence how the biggest pumpkin grew in the book.



There are 2 sets, one that includes differentiation shown here.