

Special ed

# THE BEST CHRISTMAS PAGEANT EVER



**15 activities**

**5 questions/  
chapter**



Special Needs for Special Kids



These novel units are something I created and started using in my classroom. I had students with significant challenges and most were **non-readers**. They were the best thing I ever did, and my students LOVED them.

# Table of Contents

Worksheet pages	Title	Chapter
4-5	Suggestions for use	
6	Story board	
7	Title and Author	
8-9	Good and Bad choices with fire	1
10-12	Herdmans circle map	1
13-14	Friend/Bully sorting	1
15-17	Church circle map	2
18-19	Assigning parts in the pageant	3
20-23	The Christmas story	4
24-25	Place to be quiet vs loud	5
26-27	What if...	5
28-29	Secrets ok or not ok to keep	6
30-33	Matching Names	6
34-35	Christmas pageant past vs present	7
36	The Narrator	extra
37-38	Main Characters circle map	extra
39-41	Additional Novel Units	
42-43	Terms of Use	

This novel unit has **15 different activities**. These activities are NOT comprehension-based.

As you finish reading a chapter, choose an activity for students to complete.

Alice collected a lot of secrets about the Herdmans. Some secrets are ok to keep and some are not. Sort the secrets on the next page into those you think would be ok to keep and those you should tell an adult about.



Sort into those that are secrets that are ok to keep and those that are not. If you are not sure, place it on the middle line.

 someone is hurt	 surprise party	 bully	 wish
 address	 someone is mean	 cheating	 who you like
 present	 phone number	 danger	 stealing

Alice collected a lot of secrets about the Herdmans. In this activity, students will sort secrets that are and are not okay to keep.

## Suggestions for Use

- I made this unit to go along with the book, *The Best Christmas Pageant Ever* by Barbara Robinson.
- The thought is that you would be reading it aloud to your class at a rate of about ½-1 chapter per day.
- Be sure to give each student their own copy of the story board (pg. 6) to use while reading and discussing the story.
- Benefits of reading out loud, even to classes made up of severely affected students:
  - Teaches students to sit quietly even when there isn't something for them to do. This is such an important life skill. We all have to spend time sitting and listening to someone we are not that interested in at some point.
  - Parents will LOVE you. Not only will they be excited their child is being exposed to age appropriate material, but you are teaching them how to sit quietly, which will hopefully transfer to home as well.
  - Even with your lowest level learners, you will have 1 or 2 that will truly enjoy the story.
  - It can be a calming experience to sit and listen to the teacher read in a methodical way.

## Suggestions for Use

- For students who need more structure, place the number of post-it notes in front of him/her that corresponds to the number of pages you intend to read. Remove a post-it as you finish each page. This visual will help lessen their anxiety.
- As you finish each chapter, there is an activity for students to complete.
- Differentiation:
  - For any activity, you can quickly differentiate for your lower level learners by using a color coding technique.
  - If sorting, outline each sorting category a certain color and then outline the corresponding pictures the same color.
  - Becomes a matching task.
- In a separate file, there are comprehension questions. There are 5 multiple choice questions to go with every 2 chapters. An answer key is included.
- There are 2 separate files included in this unit. One is completely in color and one completely in BW. Consider sending home the BW copies for additional practice at home.

Suggestions on how I found this activity worked best in my classroom are provided. I typically had 6-8 students with one adult assistant in the room with me.

My students loved doing these activities.

# The Best Christmas Pageant Ever

Novel Unit for Special Education

By  
Christa Joy  
Special Needs for Special Kids



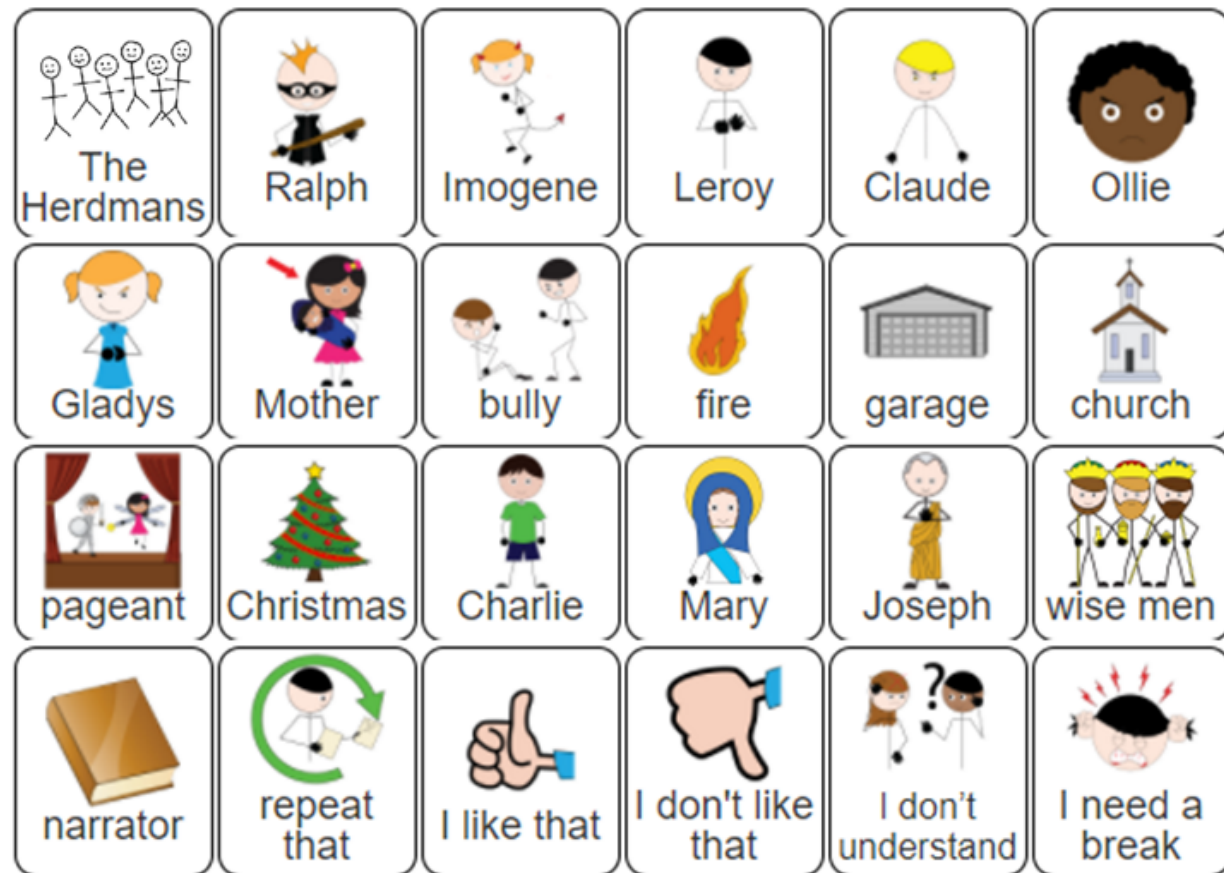
*This entire novel unit comes in 2 separate files. One is completely in color and one is completely in black and white.*

This unit comes with a vocabulary board.

Vocabulary boards are great for ALL students to assist with participation and engagement in group discussions.

Tips on how to use in the unit!!

## The Best Christmas Pageant Ever



Story Board : to use while reading and for class discussions. Laminate and make 1 copy for each student.

We get to meet the Herdmans in this first chapter.  
Complete the circle map to show all the things we learn about these kids in the beginning.



Place the following pictures in circle map on previous page.



Place the following pictures in circle map on previous page **ONLY IF** they are true about the Herdmans.

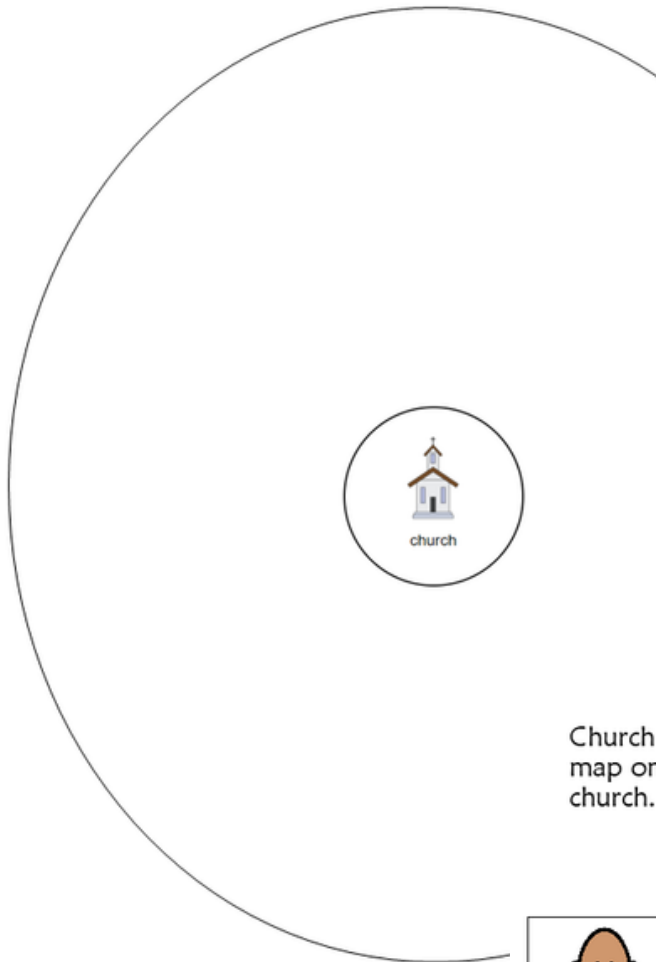


There are circle maps in this unit. Circle maps are a great way for students to see the big idea.






Much of this chapter takes place in a church. Complete the circle map below describing things you would find in a typical church.




Church circle map. Cut out the pictures and place in the map on previous page.

Errorless version



Church circle map. Cut out the pictures and place in the map on previous page **ONLY IF** you think they relate to church.

Errorless version

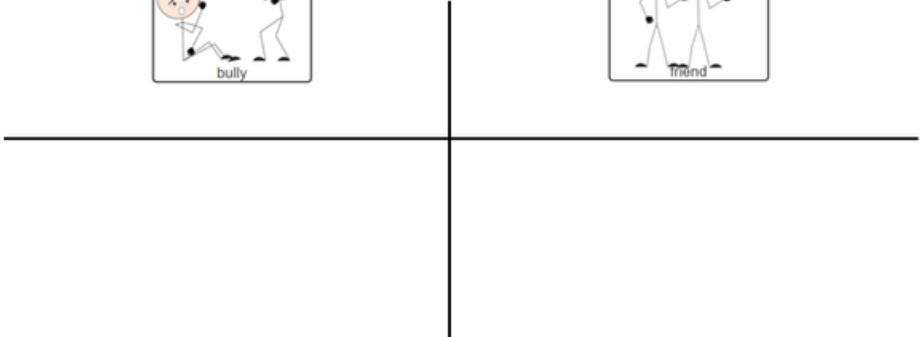
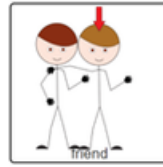


Each circle map comes with 2 choices:

An errorless option with only correct answers

An option that has wrong answers mixed in students will need to set aside.

The Herdmans definitely participate in bullying behavior. Look at the pictures on the following page and decide if you think they are something a friend would do or a bully would do .




Sort pictures into correct column on previous page. If you are not sure, place it on the middle line.

mean	boy or girl	nice	say bad things	help
share	laugh at	hurt	talk with	play
take	give	take care of	steal	make me sad


There are sorting activities.


Directions on how to add color coding or a separate differentiated version is included.





# What if...


Place the following in the empty boxes on the previous page.


What if there were no  , then we would use

What if there were no  , then we would use

What if there was no  then we would use

What if there were no  , then we would use


What if there were no  , then we would use

What if there were no  , then we would















*There are matching activities.*







*Differentiated versions with dashed lines to trace are included.*



Assigning parts for the pageant.

 Ralph		 Imogene	
 Claude		 Leroy	
 Ollie		 Gladys	


Chapter :

 Mary	 Joseph	 wise men
 wise men	 wise men	 angel

18

Draw a line to match the name to the character in the book.  
Use your vocabulary board as guide.

- Claude
- Leroy
- Ralph
- Imogene
- Gladys
- Ollie



Char

Complete the circle map showing the main characters of the story.




Draw a line to match the name to the character in the book.  
Use your vocabulary board as guide.

- Claude
- Leroy
- Ralph
- Imogene
- Gladys
- Ollie



Chapter 6  
Christa Joy, Special Needs for Special Kids The Picture Communication Symbols © 1981-2018 by Tobii Dynavox. All Rights Reserved Worldwide. Used with permission. Boardmaker is a trademark of Tobii Dynavox.

Place in the circle map about the Christmas Story.

 The Herdmans	 Ralph	 Imogene	 Leroy	 Claude	 Ollie
 Gladys	 Mother	 Charlie	 narrator	 Alice	

extra

Christa Joy, Special Needs for Special Kids The Picture Communication Symbols © 1981-2018 by Tobii Dynavox. All Rights Reserved Worldwide. Used with permission. Boardmaker is a trademark of Tobii Dynavox.

37

Because there are so many activities, you can choose the ones that fit your students the best.

## CH 2

1. What happened to Mrs. Armstrong so she could not do the Christmas pageant?



2. Who ended up helping with the Christmas pageant?



3. What did Charlie say was the best things about Sunday school?



4. Why did the Herdmans come to Sunday school?



5. Who wants to be Mary in the Christmas pageant?



Christa Joy, Special Needs for Special Kids

The Picture Communication Symbols ©1981–2020 by Tobii Dynavox. All Rights Reserved  
Worldwide. Used with permission. Boardmaker® is a trademark of Tobii Dynavox

CH 2

## CH 5

1. Where did the Herdmans go to learn more about King Herod?



2. What did Alice accuse Gladys drinking?



3. What was Mother having trouble finding for the pageant?



4. Who offered to find a baby for the pageant?



5. What did Mother decide to use as baby Jesus?



Christa Joy, Special Needs for Special Kids

The Picture Communication Symbols ©1981–2020 by Tobii Dynavox. All Rights Reserved  
Worldwide. Used with permission. Boardmaker® is a trademark of Tobii Dynavox

CH 5

This unit does come with comprehension questions. There are 5 questions for every chapter. Each question has 3 picture choices. They are in color and black and white.

Answer key included!!