

Being a Good Listener

Special Ed



SOCIAL STORY + ACTIVITIES



These social stories are something I created and started using in my classroom. The story paired with the activities gave students a structured way to practice a new or uncomfortable skill.

Being a Good Listener Social Story

By
Christa Joy
Special Needs for Special Kids



Table of Contents

<i>Worksheet pages</i>	<i>Activity</i>
4-9	Being a Good Listener booklet
10-13	Listening circle map
14-16	Sorting Activity
17-18	Sequencing activity
19-20	Terms of Use

In a separate file you will find:

- PowerPoint version of social story (editable)
- Activities in black and white

You can also download this social story as a google slide presentation. You will be prompted to make a copy. This is editable in case you need to adjust to the needs of your students.

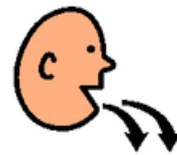
[CLICK HERE](#)

This unit has a story and activities. The activities come in 2 separate files, one in color and one in black and white.



Third, wait for the person to finish talking.

©ChristaJoy, SNSK



Last, repeat what you think you heard.

©ChristaJoy, SNSK

There is a 12 page social story that has simple text and engaging photos. This story is in a PowerPoint and Google Slide format so you **can edit** the text if needed to fit your own situation.

I can learn a lot when I listen.



Page 3

©Christa Joy, SNSK

But, it is not always easy to listen.



Page 4

©Christa Joy, SNSK

There are things I can do to be a better listener.



Page 5

©Christa Joy, SNSK

1. I need to get quiet.

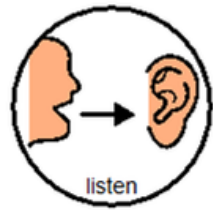


Page 6

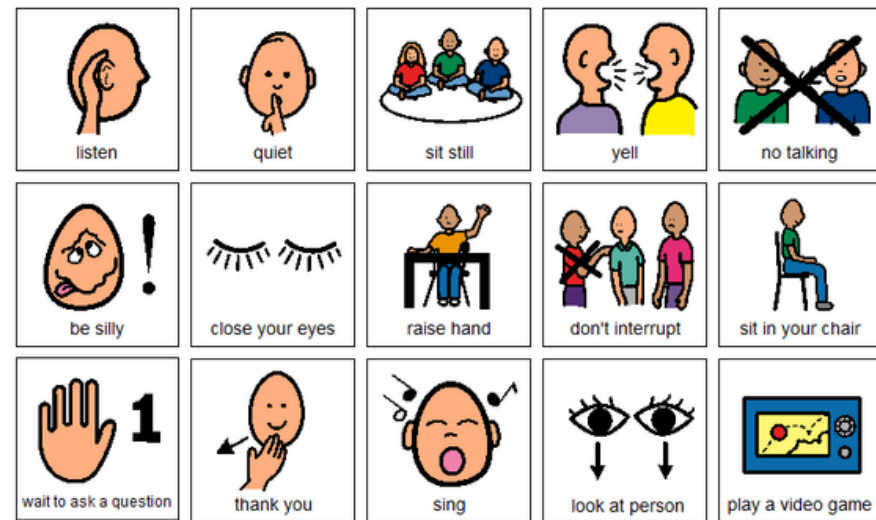
©Christa Joy, SNSK

There is also an 11-page booklet in color and black and white that students can keep with them and take home to review as needed.

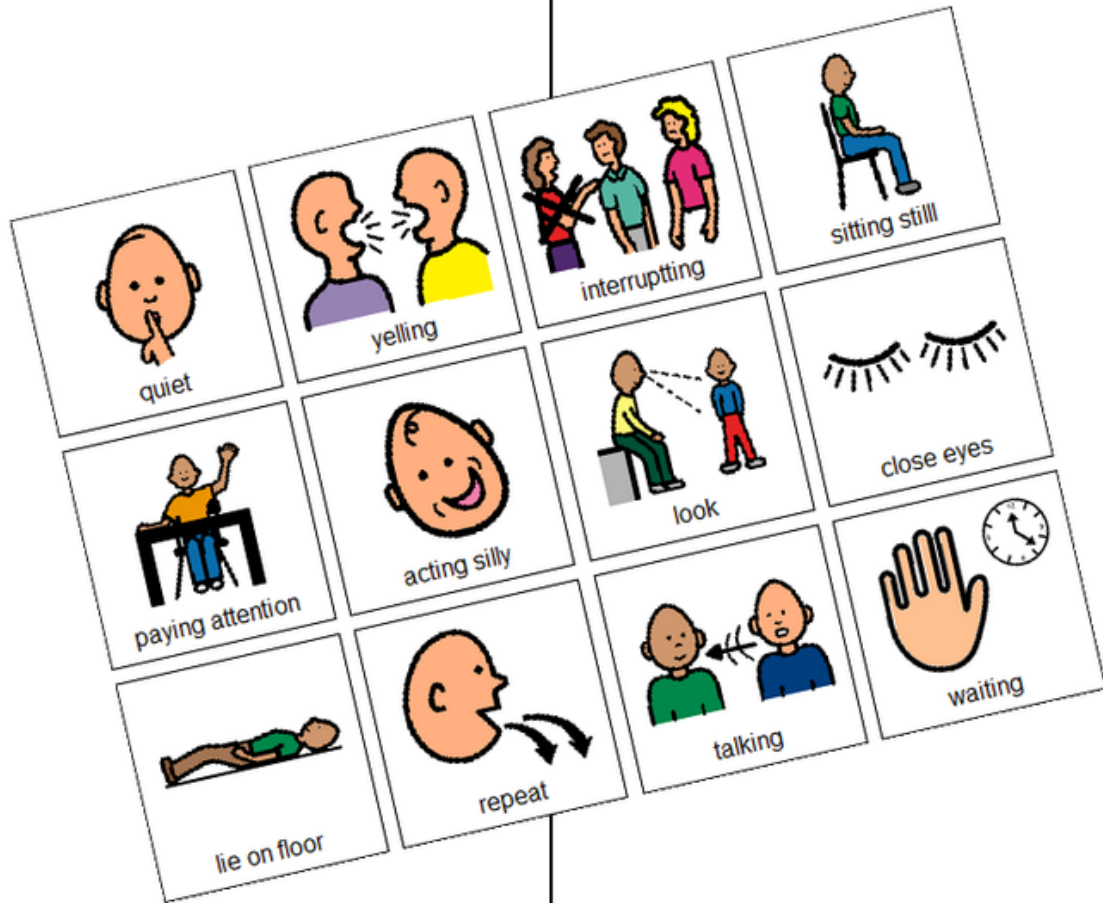
Cut out and place in the circle map on the previous page on how you could be a good listener while at home or in school.



Cut out and place in the circle map on previous page **ONLY IF** you think they are important to being a good listener.




There is a circle map about things to remember when listening. There is an option that only has correct answers and one that has wrong answers mixed in.




There is a sorting activity looking at different behaviors. Students will decide if the behavior is an example of being a good listener or not. Suggestions for differentiation are included.

Cut out finished sequence strip and laminate.



Cut apart pictures and put in correct order above.



There is a sequencing activity on the steps to follow outlined in the book to be a good listener. Students can then carry it around or keep it at their desks.

The activities that accompany this social story provide:

1. A structured way for you to review this skill.

2. A way to informally assess if students are comprehending the material.

3. Engages the student by providing different ways to review the same material.