

# BEING A GOOD SPORT

Special Ed



# SOCIAL STORY + ACTIVITIES



*These social stories are something I created and started using in my classroom. The story paired with the activities gave students a structured way to practice a new or uncomfortable skill.*

# Being a Good Sport Social Story Unit

By  
Christa Joy  
Special Needs for Special Kids



Christa Joy, Special Needs for Special Kids  
The Picture Communication Symbols ©1981-2019 by Tobii Dynavox. All Rights Reserved  
Worldwide. Used with permission. Boardmaker® is a trademark of Tobii Dynavox

## Table of Contents

Pages	Activity
4-5	Vocabulary Board
6-9	Being a Good Sport booklet
10-15	I Can Be a Good Sport workbook
16-19	Circle map
20-21	Sorting activity
22-25	Sort quotes
26	List of rules
27-28	Terms of Use

In a separate file you will find:

- PowerPoint version of social story (**editable**)
- Activities in black and white

You can also download this social story as a google slide presentation. You will be prompted to make a copy. This is **editable** in case you need to adjust to the needs of your students. [CLICK HERE](#)

Christa Joy, Special Needs for Special Kids  
The Picture Communication Symbols ©1981-2019 by Tobii Dynavox. All Rights Reserved  
Worldwide. Used with permission. Boardmaker® is a trademark of Tobii Dynavox

*This unit has a story and activities. The activities come in 2 separate files, one in color and one in black and white.*

Being a good sport means encouraging my teammates and cheering them on.



©ChristaJoy, SNSK

I should always congratulate the other team.




©ChristaJoy, SNSK

There is an 15 page social story that has simple text and engaging photos. This story is in a PowerPoint and Google Slide format so you **can edit** the text if needed to fit your own situation.

Cut apart the pictures below and place in the circle map on previous page showing what being a good sport looks like.



Cut apart the pictures below and place in the circle map on previous page **ONLY IF** they look like being a good sport.



There is a circle map that reviews things to remember when being a good sport. It comes with 2 versions, one that only has correct answers and one with wrong answers mixed in.

Whatever you are playing it is important to be a good sport.



Page 4

But what does being a good sport mean?



Page 5

A good sport always follows the rules.



Page 6

A good sport practices a lot.



Page 7

Christa Joy, Special Needs for Special Kids The Picture Communication Symbols ©1981-2018 by Tobii Dynavox. All Rights Reserved Worldwide. Used with permission. Boardmaker® is a trademark of Tobii Dynavox.

A good sport congratulates the other team.



Page 12

It is okay to be happy when I win.



Page 13

I just don't want to make others feel bad.



Page 14


Being a good sport is just as important as winning or losing.



Page 15

Christa Joy, Special Needs for Special Kids The Picture Communication Symbols ©1981-2018 by Tobii Dynavox. All Rights Reserved Worldwide. Used with permission. Boardmaker® is a trademark of Tobii Dynavox.

There is also a 14 page booklet in color and black and white that students can keep with them and take home to review as needed.



There is a sorting activity about good and bad choices as it relates to sportsmanship. Suggestions for differentiation are included.

You are so dumb.

I hate your team's colors.

You all are going down!!

Just do your best.

We need to work together.

Your turn

Yes sir. Yes ma'am.

I hope you lose.

We are going to beat the pants off  
you!

Way to go!

Good try.

Ha Ha I won. You didn't.

Loser!

I love to win!! I am the best.

Slam dunk on you.

You guys did a great job.

Better luck next time.

I know you can do it.

That was a great shot.

There are 3 worksheets where students will cut apart and sort various statements and decide if they are good examples of sportsmanship. You can also do this as a group activity.



It is ok to be excited if I win, but



I do NOT want to make the other kids feel bad.

© Christa Joy, SNSK

So, I can tell the other team:

---

---

---



It is important to respect the officials.



© Christa Joy, SNSK

Page 7

It is also important to respect:

---

---

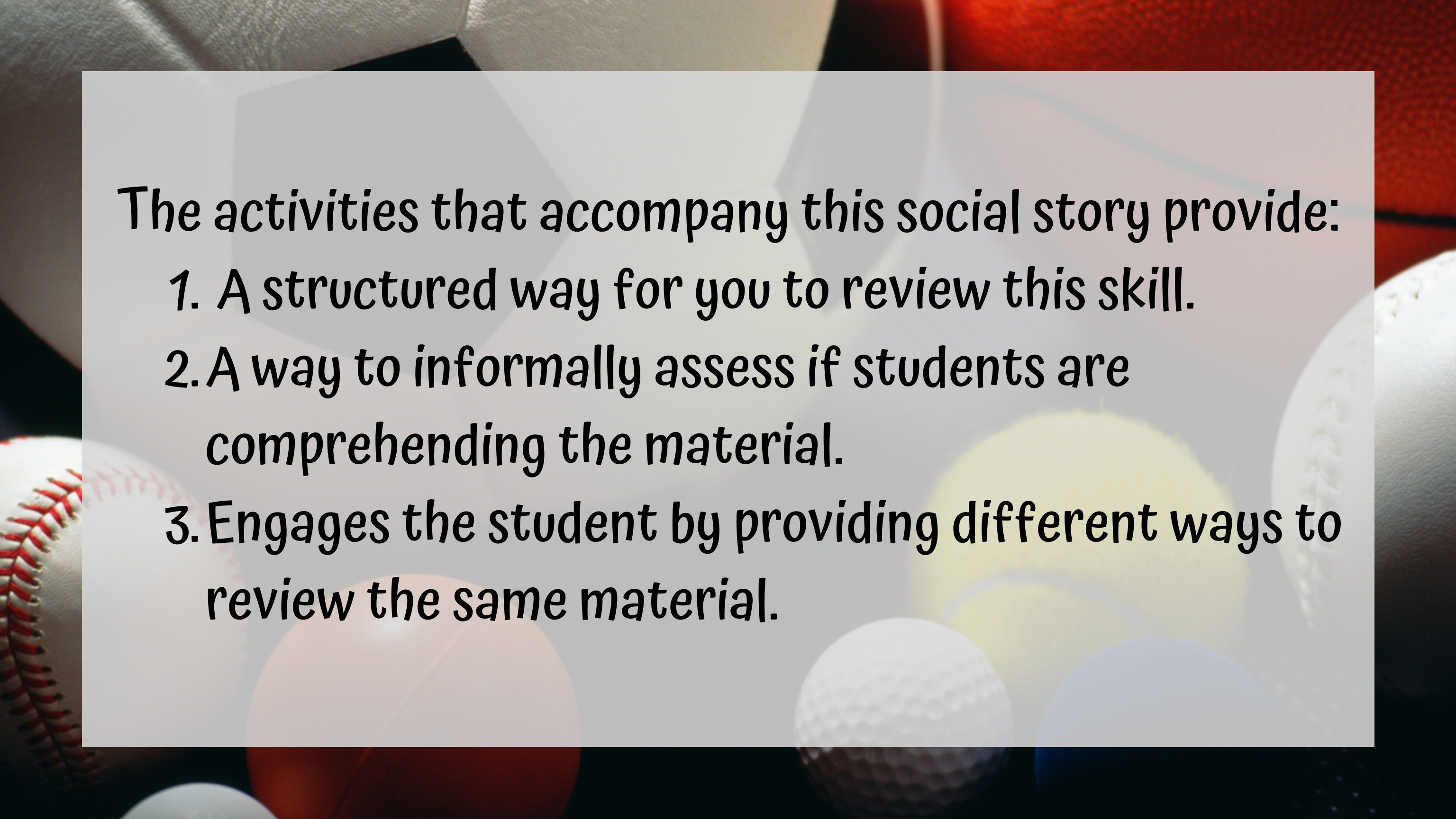
---



© Christa Joy, SNSK

Page 8

There is a 15-page booklet in color and black and white that students can personalize for their own use.



*The activities that accompany this social story provide:*

*1. A structured way for you to review this skill.*

*2. A way to informally assess if students are comprehending the material.*

*3. Engages the student by providing different ways to review the same material.*