

BEING A GOOD FRIEND



SOCIAL STORY + ACTIVITIES



This unit was created with this guy in mind. He has autism and an intellectual disability. He is a non-reader and struggles to sit still for long. With some support he is able to do this unit, and enjoys the challenge. He is my tester!!

Being a Good Friend Social Stories & Activities

By

Christa Joy

Special Needs for Special Kids



Table of Contents

Worksheet pages	Activity
4-9	Being a Good Friend booklet
10-13	Circle Map
14-16	Sorting Activity
17-18	Spelling Activity
19-20	Terms of Use

In a separate file you will find:

- PowerPoint version of social story (editable)
- Activities in black and white

You can also download this social story as a google slide presentation. You will be prompted to make a copy. This is editable in case you need to adjust to the needs of your students. [CLICK HERE](#)

This unit has a story and activities. The activities come in 2 separate files, one in color and one in black and white.

GOOD FRIENDS SHARE.



©Christa Joy, SNSK



NOT ALL FRIENDS LOOK THE SAME.

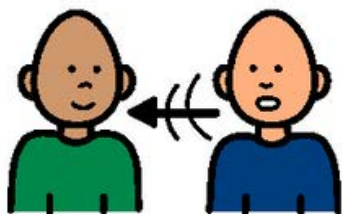


©Christa Joy, SNSK



There is a 19 page social story that has simple text and photos. This story is in a PowerPoint and Google Slide format so you **can edit** the text if needed to fit your own situation.

Good friends listen to each other.



Page 3

©ChristaJoy, SNSK

Good friends help each other.



Good friends are great to play games with.



Page 7

©ChristaJoy, SNSK

Good friends make us feel better.



Page 8

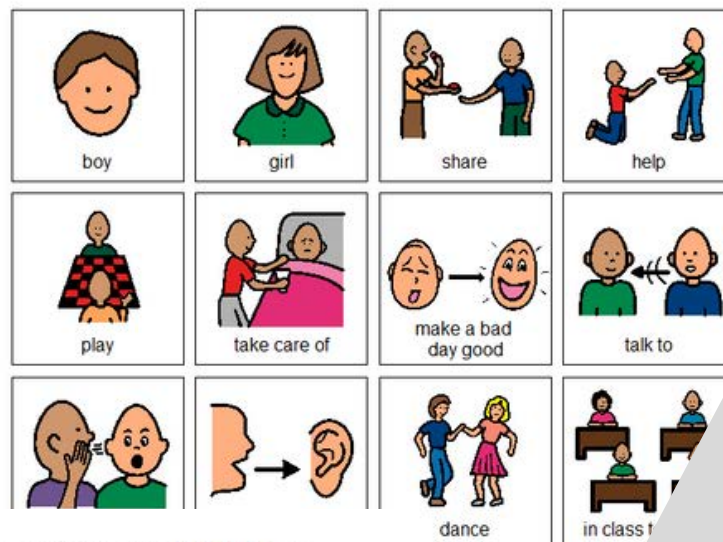
©ChristaJoy, SNSK




There is an 10 page booklet using picture symbols that students can take home.

What does being a good friend look like?

Cut apart pictures and place inside circle to illustrate what a good friend looks like.



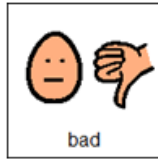
Cut apart pictures and place inside circle **ONLY IF** you think it is what a good friend looks like.





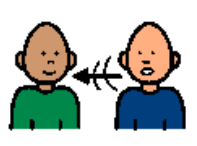


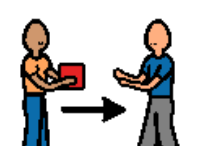






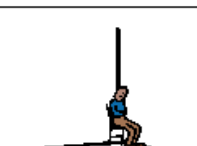




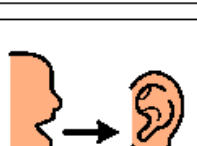


Students will complete a circle map about what a good friend looks like. There are 2 versions:

- one is errorless
- one has wrong answers mixed in

What are some good and bad ways to treat a friend?



 share	 cheat	 steal	 yell	 talk
 fight	 take	 give	 share a secret	 lie
 tricked you	 keep a promise	 help	 leave them out	 leave them alone
 celebrate	 take care of	 write a letter to	 mean	 listen

There is an activity where students will sort good and bad ways to treat a friend.



--	--	--	--	--	--

i n e f r d



There is a spelling activity. It comes with a differentiated version for students to match to.



f r i e n d

i n e f r d



The activities that accompany this social story provide:

1. A structured way for you to review this skill.

2. A way to informally assess if students are comprehending the material.

3. Engages the student by providing different ways to review the same material.