



**BEING A  
GOOD  
CITIZEN**




**SOCIAL STORY + ACTIVITIES**



*This unit was created with this guy in mind. He has autism and an intellectual disability. He is a non-reader and struggles to sit still for long. With some support he is able to do this unit, and enjoys the challenge. He is my tester!!*

# Being a Good Citizen Social Story

By  
Christa Joy  
Special Needs for Special Kids



## Table of Contents

Worksheet pages	Activity
4-10	Being a Good Citizen BW booklet
11-14	Circle Map
15-18	Power Cards
19-20	Terms of Use

In a separate file you will find:

- PowerPoint version of social story (editable)
- Activities in black and white

You can also download this social story as a google slide presentation. You will be prompted to make a copy. This is editable in case you need to adjust to the needs of your students. [CLICK HERE](#)

*This unit has a story and activities. The activities come in 2 separate files, one in color and one in black and white.*



Being a good citizen means  
volunteering.

©Christa Joy, SNSK



Being a good citizen means going to  
school and doing your best.

©Christa Joy, SNSK

There is a 14 page social story that has simple text and engaging photos. This story is in a PowerPoint and Google Slide format so you **can edit** the text if needed to fit your own situation.

Being a good citizen  
means helping out at  
home.



Page 7

Being a good citizen  
means taking care of  
your family.




Page 8

Being a good citizen  
means helping your  
friends.



Page 9

Being a good citizen  
means loving your  
country.




Page 10


There is also a 12 page  
booklet in color and black  
and white that students  
can keep with them and  
take home to review as  
needed.

Errorless version

Cut apart pictures and place inside circle to illustrate what a good citizen looks like.



Cut apart pictures and place inside circle **ONLY IF** it is what a good citizen looks like.




There is a circle map on what a good citizen looks like.

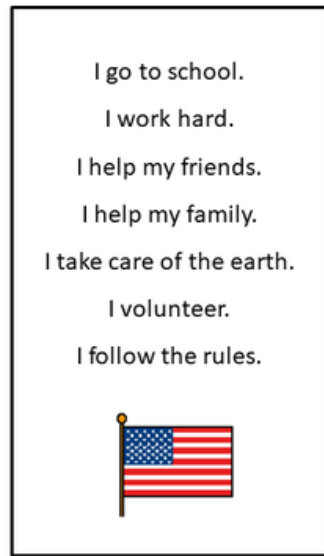
Circle maps are a great way for students to see the concept at a glance. There are 2 versions:

- One is errorless
- One has wrong answers mixed in students will have to set aside

Front of card




Back of card




Christa Joy, Special Needs for Special Kids  
 The Picture Communication Symbols ©1981-2018 by Tobii Dynavox. All Rights Reserved  
 Worldwide. Used with permission. Boardmaker® is a trademark of Tobii Dynavox

There is a power card that comes in 2 versions that review how to be a good citizen. These are great for students to carry around and personalize.

Front of card



Back of card



Christa Joy, Special Needs for Special Kids  
 The Picture Communication Symbols ©1981-2018 by Tobii Dynavox. All Rights Reserved  
 Worldwide. Used with permission. Boardmaker® is a trademark of Tobii Dynavox

The background of the slide is a stylized American flag with a blue field of white stars on the left and red and white stripes on the right. A semi-transparent white rectangular box is overlaid on the center of the image, containing the text.

*The activities that accompany this social story provide:*

*1. A structured way for you to review this skill.*

*2. A way to informally assess if students are comprehending the material.*

*3. Engages the student by providing different ways to review the same material.*