

Special Ed

BEFORE SHE WAS HARRIET

BLACK HISTORY MONTH



Special Needs for Special Kids

ALSO INCLUDES GOOGLE SLIDES



These literacy units are something I created and started using in my classroom. I had students with significant challenges and most were **non-readers**. This is a great way to expose all students to some great books.

Black History Month:

Before She Was Harriet

Literacy Unit for Special Education

By

Christa Joy

Special Needs for Special Kids



Table of Contents

Worksheet pages	Title
4-5	Story Board
6-9	Circle map on Harriet Tubman
10-11	Word map: Suffragist
12-15	Sequence Harriet's life
16-19	Matching: How Harriet helped at each stage
20-22	Writing prompt: I am many things
23-24	Terms of Use

In a separate files you will find:

- Activities in BW
- Link and directions for digital activities (including the book read aloud)

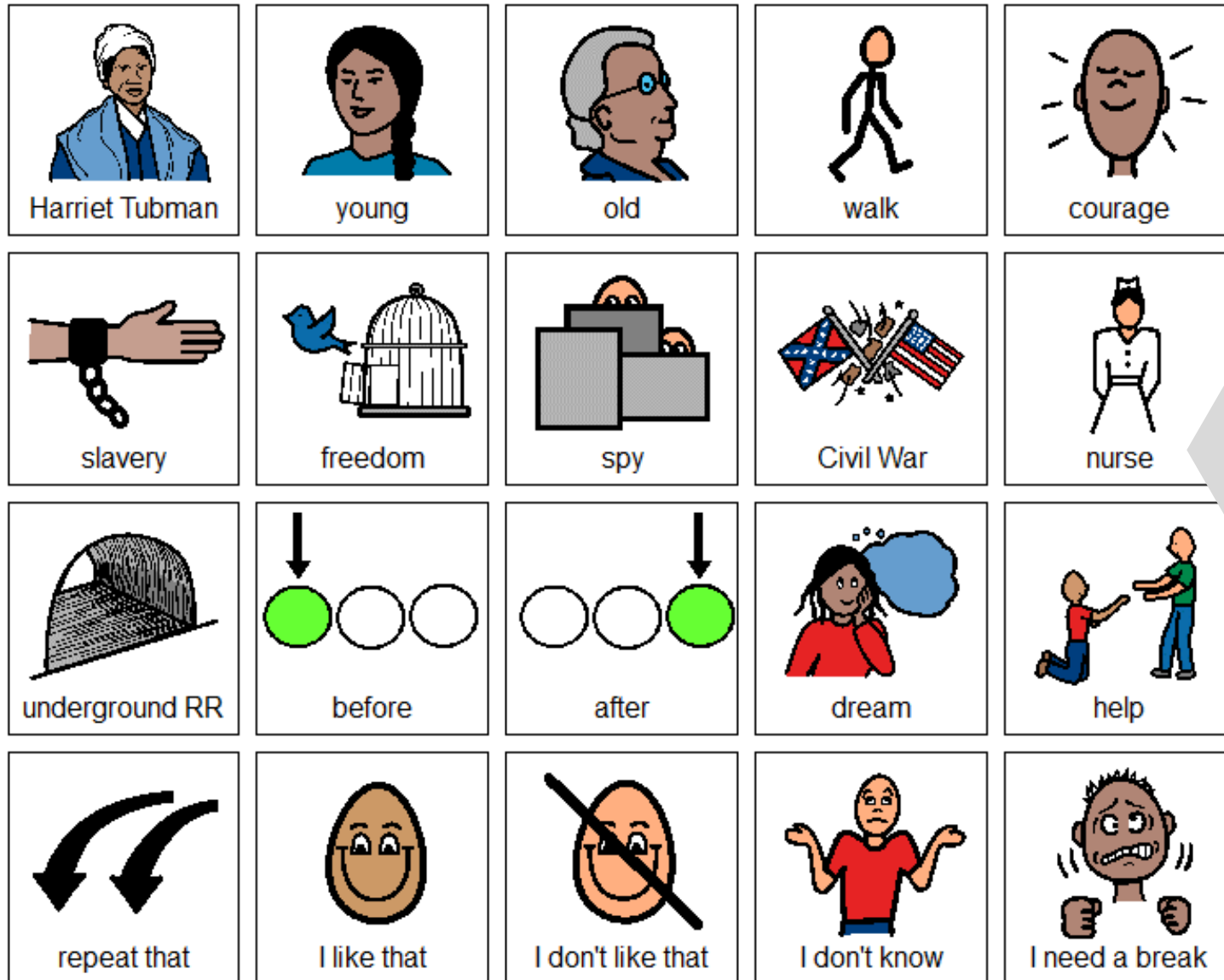
This unit has **31 pages plus 12 google slides**. There are 5 activities to go with this book to last a full week of instruction.

The activities come in 2 separate files, one in color and one in black and white.


This unit comes with a storyboard.

Storyboards are great for ALL students to assist with participation and engagement in group discussions.


Tips on how to use in the unit!!




Cut apart pictures and place in circle map about showing things about Harriet.



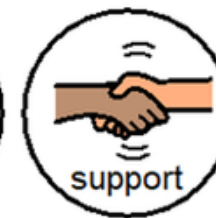


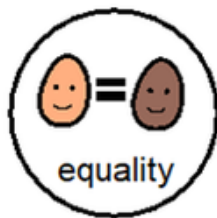
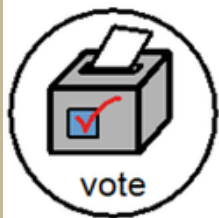
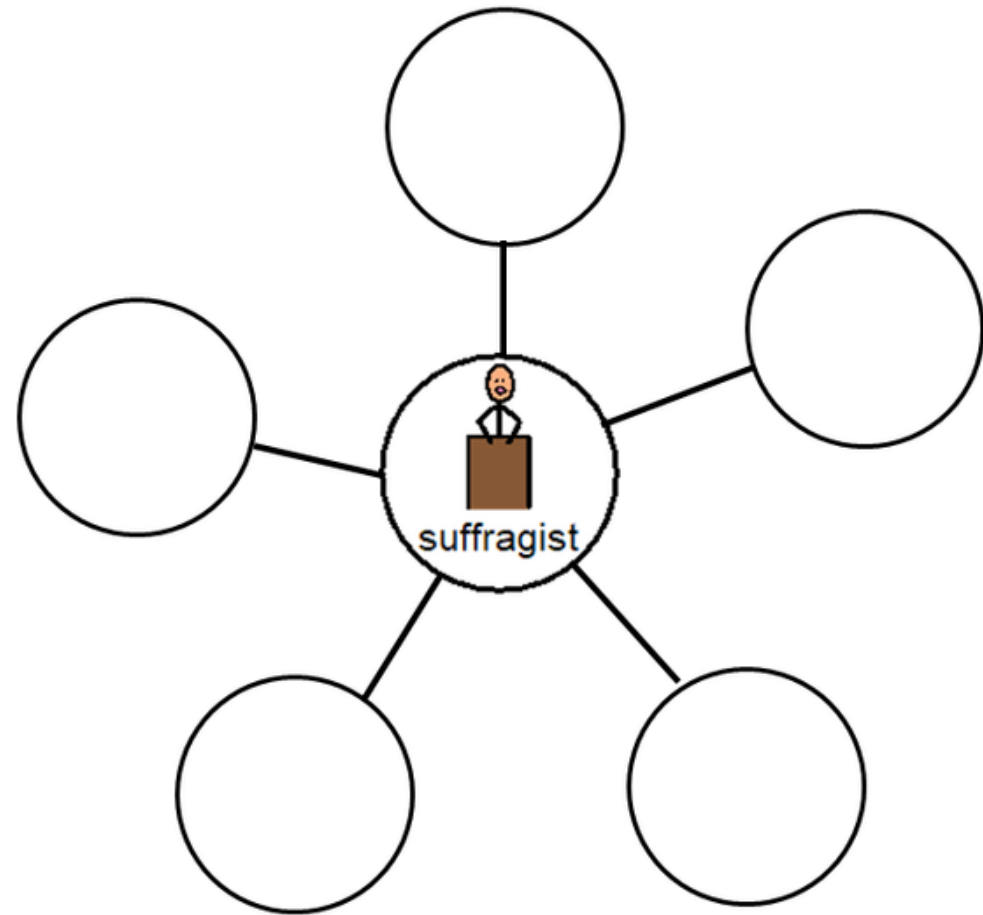
Cut apart pictures and place in circle map **ONLY IF** you think they are true about Harriet.



There is a circle map looking at some events from Harriet's life. There is an option that only has correct answers and one that has wrong answers mixed in.



What is a suffragist?



Students will complete a thinking map on the word suffragist. This is an errorless activity.

Place in order, all the things Harriet did in her life.

1

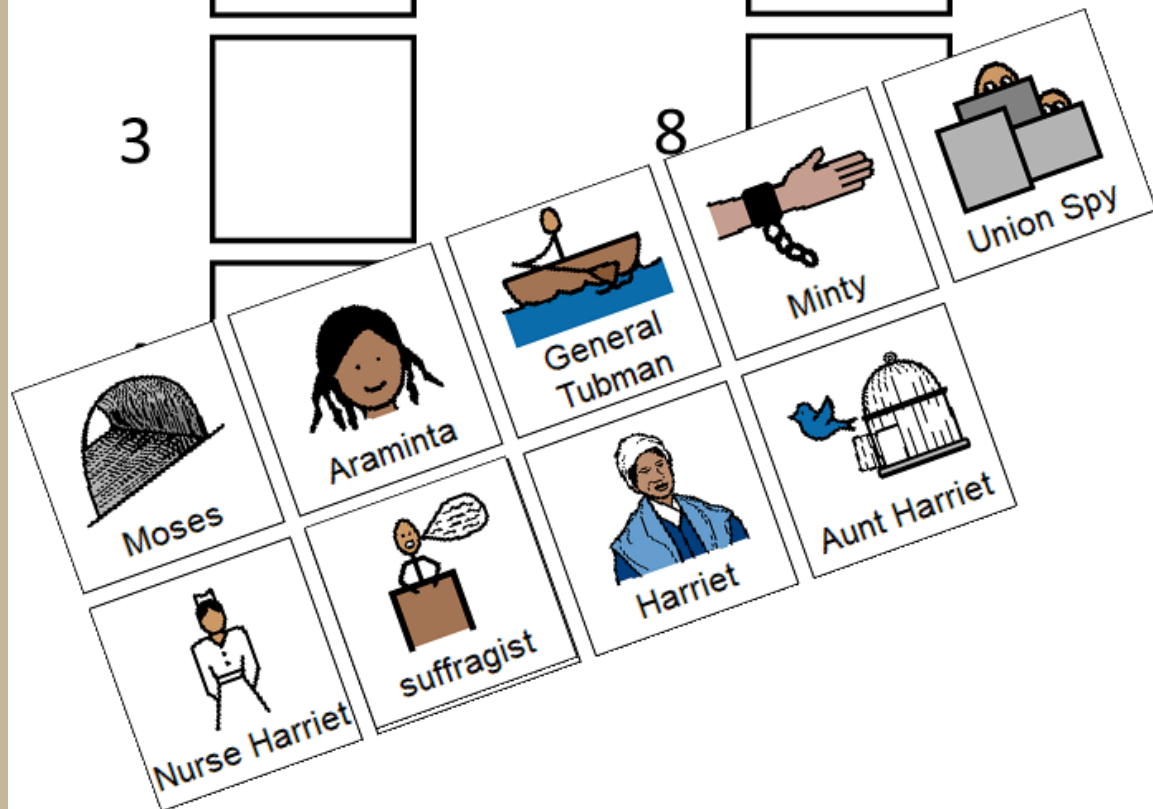
2

3


6

7









8



Students sequence the things Harriet did in her life. There are suggestions for differentiation, and an answer key is provided.




What was Harriet doing or have at each stage of her life?

 Araminta	<input type="text"/>	 Minty	<input type="text"/>
 Moses	<input type="text"/>	 Aunt Harriet	<input type="text"/>
 Nurse Harriet	<input type="text"/>	 Union Spy	<input type="text"/>
 General Tubman	<input type="text"/>	 suffragist	<input type="text"/>

Match the action or object with the time period Harriet would have likely been doing it.

 voting rights	 baby doll	 cross the river	 deliver messages
 work in fields	 get to Canada	 take care of sick	 hide slaves

Students will match the action or the object Harriet would likely be doing during that phase in her life.



I am many things



I am many things. I am a person.

I am a .

I am also a .

When I was younger, I was a .


When I get older, I hope to be a .



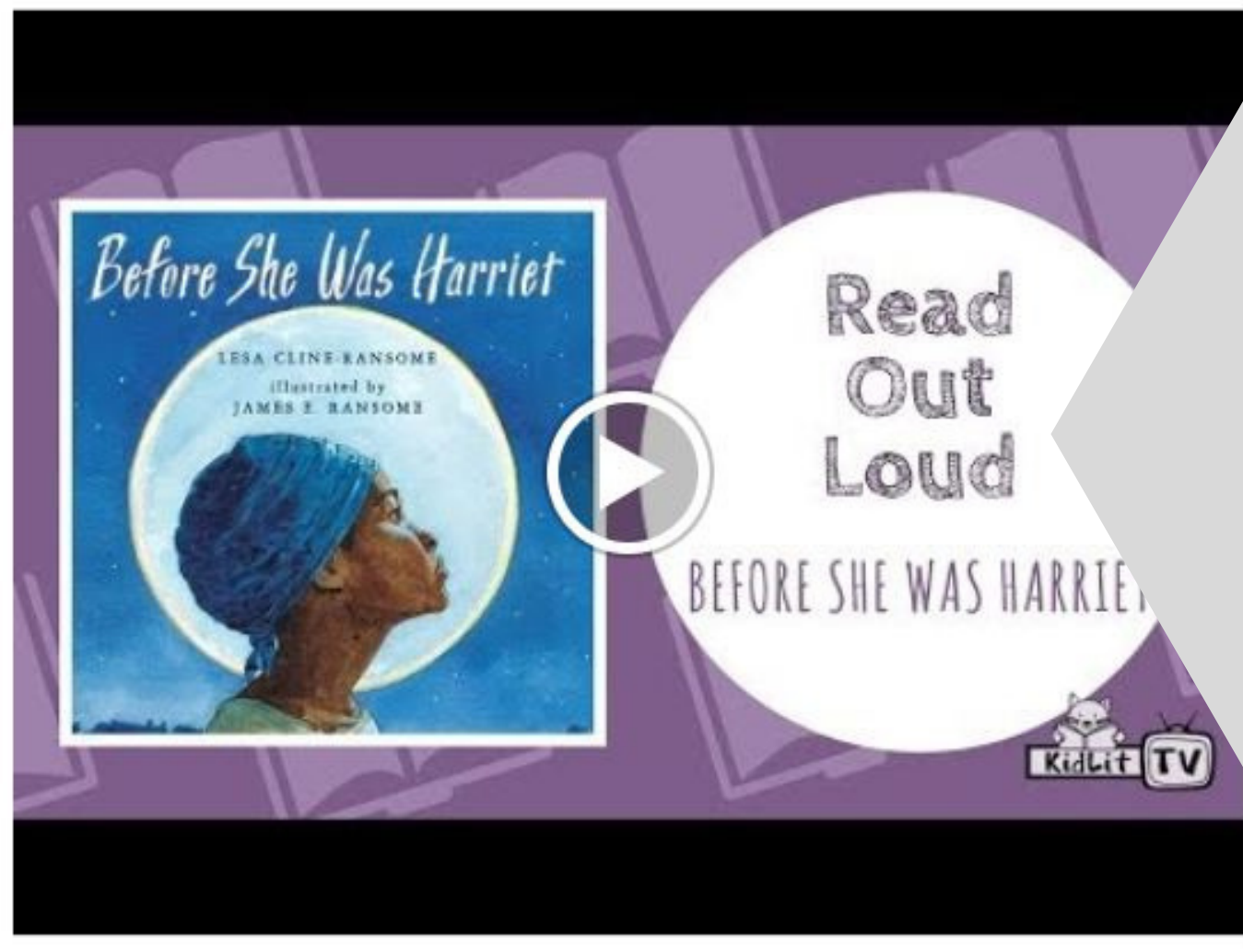
Christa Joy, Special Needs for Special Kids
The Picture Communication Symbols ©1981–2018 by Tobii Dynavox. All Rights Reserved Worldwide.
Used with permission. Boardmaker® is a trademark of Tobii Dynavox

Christa Joy, Special Needs for Special Kids
The Picture Communication Symbols ©1981–2018 by Tobii Dynavox. All Rights Reserved Worldwide.
Used with permission. Boardmaker® is a trademark of Tobii Dynavox

Students will write a story about the many things that they are now when they were younger and maybe when they get older.




Listen to
Before She
Was Harriet
read aloud












There is a video of the
book read aloud. This is
a video from YouTube.





















Place some of the pictures in circle map showing some things about Harriet Tubman's life.

 General	 slave	 young girl	 helped other
 spy	 nurse	 Aunt	 s
 Moses	 brave		

There are digital versions of the activities included. Students click and drag the answers.

 Araminta		 Minty	
 Moses		 Aunt Harriet	
 Nurse Harriet		 Union Spy	
 General Tubman		 suffragist	

What was Harriet doing or have at each stage of her life? Match the action or object with the time period Harriet would have likely been doing it.

 voting rights	 baby doll	 cross the
 deliver messages	 work in fields	 get to Can
 take care of sick	 hide slaves	

Christa Joy, Special Needs for Special Kids
The Picture Communication Symbols ©1981-2019 by Tobii Dynavox. All Rights Reserved
Worldwide. Used with permission. Boardmaker® is a trademark of Tobii Dynavox

There are 2 sets, one that includes differentiation shown here.



I realize there will be some students out there unable to do cutting activities. I have a blog post with ways to complete activities without a pair of scissors!!

[Click Here to read more!!](#)