

Special Ed

BECAUSE OF WINN- DIXIE

26 activities

chapter questions



Special Needs for Special Kids



These novel units are something I created and started using in my classroom. I had students with significant challenges and most were **non-readers**. They were the best thing I ever did, and my students LOVED them.





Table of Contents

Worksheet pages	Title	Chapter
28-29	What's in a Name?	9
30-32	What a Tree Needs to Grow	10
33-36	Things that Make me Scared	11
37-39	Putting Animals Back in Their Cages	12
40-41	Where They Work	13
42-43	Gloria Dump's Bottle Tree Craft	14
44-46	Being a Good Listener	15
47-49	The Civil War	16
50-51	Sweet vs Sour Sort	
52-54	Melancholy	
55-56	Was It Fair?	



This novel unit has **32** different activities. There are one or more activities for each chapter. These activities are NOT comprehension-based. So, even if your students do not pay attention, they can still complete the activity.

Table of Contents


Worksheet pages	Title	Chapter
5-6	Suggestions for Use	
7	Story board	
8	Title and Author	
9-10	Cause and Effect	1
11-13	Circle Map on Dogs	2
14-15	Responsibility	3
16-18	10 Things About my Mom	4
19-21	Church Circle Map	5
22-23	Venn Diagram: Library and Church	6
24-25	Pets vs Wild Animals sorting	7
26-27	Cost of items	8



Table of Contents


Worksheet pages	Title	Chapter
57-58	Throwing a Party	
59-60	Everyone Brings Something to the Party	21
61	Saying Hello	22
62-63	Lost Dog Poster	23
64-65	10 things about Winn-Dixie	24
66-67	Name That Tune	25
68-70	Opal's Friends	26
71-72	Other Novel Units available	
73-74	Terms of Use	

Help Get the Animals Back
in the Right Cage




Help Get the Animals Back
in the Right Cage

Differentiated Version



For example, students will find the best-shaped cage for each animal that has escaped. This mirrors the actions that occur in Chapter 12. There is a differentiated version with the image of the animal for students to match to.



Suggestions for Use

- I made this unit to go along with the book, *Because of Winn-Dixie* by Kate DiCamillo.
- The thought is that you would be reading it aloud to your class at a rate of about 10-15 pages or one chapter per day.
- Be sure to give each student their own copy of the story board (pg. 8) to use while reading and discussing the story.
- Benefits of reading out loud, even to classes made up of severely affected students:
 - Teaches students to sit quietly even when there isn't something for them to do. This is such an important life skill. We all have to spend time sitting and listening to someone we are not that interested in at some point.
 - Parents will LOVE you. Not only will they be excited their child is being exposed to age appropriate material, but you are teaching them how to sit quietly, which will hopefully transfer to home as well.
 - Even with your lowest level learners, you will have 1 or 2 that will truly enjoy the story.
 - It can be a calming experience to sit and listen to the teacher read in a methodical way.

Suggestions on how I found this activity worked best in my classroom are provided. I typically had 6-8 students with one adult assistant in the room with me.

Because of Winn-Dixie Literacy Unit for Special Education

By
Christa Joy
Special Needs for Special Kids



*This entire novel unit
comes in 2 separate files.
One is completely in color
and one is completely in
black and white.*

This unit comes with a vocabulary board.

Vocabulary boards are great for ALL students to assist with participation and engagement in group discussions.

Tips on how to use in the unit!!

Story Board : to use while reading and for class discussions. Laminate and make 1 copy for each student.




Dog circle map: Cut apart the pictures place in circle map on previous page.



Dog circle map: Cut apart the pictures place in circle map on previous page **ONLY IF** they relate to dogs.




There are circle maps in this unit. Circle maps are a great way for students to see a big idea.



What a tree needs to grow

Errorless version

Cut apart and place in circle map on previous page.




Cut apart and place in circle map on previous page **ONLY IF** you think it is something a tree needs to grow.



Each circle map comes with 2 choices:

An errorless option with only correct answers

An option that has wrong answers mixed in students will need to set aside.




Wild animals versus tame animals or pets. Cut apart and sort into the correct column on previous page. Use color coding for differentiation as needed.







There are sorting activities.

Directions on how to add color coding or a separate differentiated version is included.




Cause and Effect Certain actions cause things to happen.
How did Opal end up with a dog?









There are matching activities.

Directions on how to add color coding or a separate differentiated version is included.

Cause and Effect: Cut apart the pictures and match to the cause on previous page.



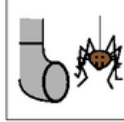





Saving money can be hard. Fill in the chart below to see how much money you would have to save to buy these items.

	\$
	\$ \$
	\$ \$ \$
	\$ \$ \$ \$
	\$ \$ \$ \$ \$
	\$ \$ \$ \$ \$ \$ \$ \$ \$ \$

money	money	money	money	money	money	money	money
money	money	money	money	money	money	money	money
money	money	money	money	money	money	money	money
money	money	money	money	money	money	money	money
money	money	money	money	money	money	money	money
money	money	money	money	money	money	money	money
money	money	money	money	money	money	money	money
money	money	money	money	money	money	money	money







Look at the picture below and see if you can match the title of the song that goes with the picture.

	
<input type="text"/>	<input type="text"/>
	
<input type="text"/>	<input type="text"/>
	
<input type="text"/>	<input type="text"/>

I'm a Little Teapot	She'll be Coming Around The Mountain
Wheels on the Bus	Mary Had a Little Lamb
5 Little Fish	Isty Bitsy Spider

Because there are so many activities, you can choose the ones that fit your students the best.

You are throwing a party. Write how many of each item you need in the box if every person gets **one**?

		<input type="text"/>
		<input type="text"/>
		<input type="text"/>

When you see someone, it is nice to say hello. Put the pictures in the order you would say hello.













<input type="text"/>	<input type="text"/>	<input type="text"/>	<input type="text"/>	<input type="text"/>
----------------------	----------------------	----------------------	----------------------	----------------------

Cut apart and place in correct order above.

				
smile	shake hands	walk up	hold out hand	say hello

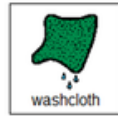
You may want to have your students role play this to determine what feels like the best sequence of events for them.

	
sweet	sour


			
lemon	chocolate chips	lollipop	yogurt
			
pickles	ice cream	lime	birthday cake
			
soda	grapefruit	sugar	vinegar

CH 3

1. What did Opal use to clean Winn-Dixie's teeth?



2. What happened to Opal's mom?



3. How many things does Opal want the preacher to tell her about her mom?



CH 6


1. Where is Opal in this chapter?



2. What does Miss Frannie think Winn-Dixie is?



3. Who is Opal's first friend?



This unit does come with comprehension questions. There are 3 questions for every chapter. Each question has 3 picture choices. They are in color and black and white.

Answer key included!!