

APPLES

BY GAIL GIBBONS

Special Ed



LITERACY UNIT



Special Needs for Special Kids

ALSO INCLUDES GOOGLE SLIDES



These literacy units are something I created and started using in my classroom. I had students with significant challenges and most were **non-readers**. This is a great way to expose all students to some great books.

Apples

Literacy Unit for Special Education

By

Christa Joy

Special Needs for Special Kids



Table of Contents

Worksheet pages	Title
4-6	Story Board
7-12	Circle map: apples
13-17	Label the parts of an apple
18-22	Matching identical apples
23-29	Sudoku puzzle
30-33	Writing prompt: Apples are...
34-35	Terms of Use

In a separate file, there are directions and links to digital versions of these activities.


This unit has 5 activities to go with this book to last a full week of instruction.

There are 2 separate files, one in color and one in black and white.

This unit comes with a storyboard.

Storyboards are great for ALL students to assist with participation and engagement in group discussions.


Tips on how to use in the unit!!




What are some things you learned about apples from this book?

Errorless version


Place the pictures in the circle map on previous page showing things you learned about apples.




Place the pictures in the circle map on previous page **ONLY IF** you think they are things you learned about apples.



There is a circle map with things you learn about apples in the book. There is an option that only has correct answers and one that has wrong answers mixed in.





Label the parts of the apple.



stem	carpel	seed	core
flesh	skin	leaf	



Christa Joy, Special Needs for Special Kids
The Picture Communication Symbols © by Tobii Dynavox. All Rights Reserved
with permission. Boardmaker® is a trademark of Tobii Dynavox

Label the parts of the apple.




Christa Joy, Special Needs for Special Kids
The Picture Communication Symbols © by Tobii Dynavox. All Rights Reserved Worldwide. Used
with permission. Boardmaker® is a trademark of Tobii Dynavox

Label the parts of the apple.










Christa Joy, Special Needs for Special Kids
The Picture Communication Symbols © by Tobii Dynavox. All Rights Reserved Worldwide. Used
with permission. Boardmaker® is a trademark of Tobii Dynavox

There is an activity to label
the parts of an apple.
There are 3 versions.









Look at each apple. Find the one that matches below it.


 Empire	<input type="checkbox"/>	 Fuji	<input type="checkbox"/>
 Ginger Gold	<input type="checkbox"/>	 Golden Delicious	<input type="checkbox"/>
 Granny Smith	<input type="checkbox"/>	 Honeycrisp	<input type="checkbox"/>



Christa Joy, Special Needs for Special Kids
©clipartino. All Rights Reserved Worldwide. Used with permission.


Look at each apple. Find the one that matches below it.

 Lady	<input type="checkbox"/>	 McIntosh	<input type="checkbox"/>
 Opal	<input type="checkbox"/>	 Pink Lady	<input type="checkbox"/>
 Red Delicious	<input type="checkbox"/>	 Royal Gala	<input type="checkbox"/>











Christa Joy, Special Needs for Special Kids
©clipartino. All Rights Reserved Worldwide. Used with permission.



There is an identical matching activity with different varieties of apples. There are suggestions for differentiation included.



Apples

	 core		 pollinate
		 fruit	
 pie	 pollinate		
 core	 fruit		 pie

Place the following images in the empty squares on the previous page, completing the sudoku puzzle.



There is a Sudoku puzzle with some of the vocabulary from the book. An answer key is included.

Apples are...

I apples.



My favorite are the ones.

I like apples because they are .

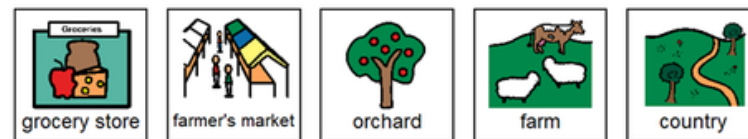
We go to the to get our apples.

My favorite way to eat apples is in .

Christa Joy, Special Needs for Special Kids The Picture Communication Symbols ©1981-2019 by Tobii Dynavox. All Rights Reserved Worldwide. Used with permission. Boardmaker® is a trademark of Tobii Dynavox

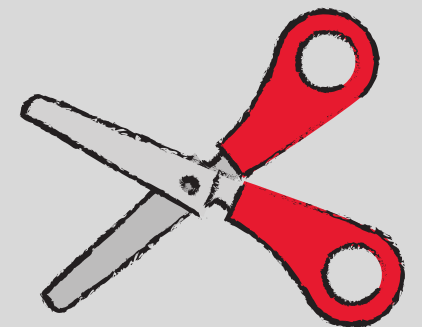


Color in the circle

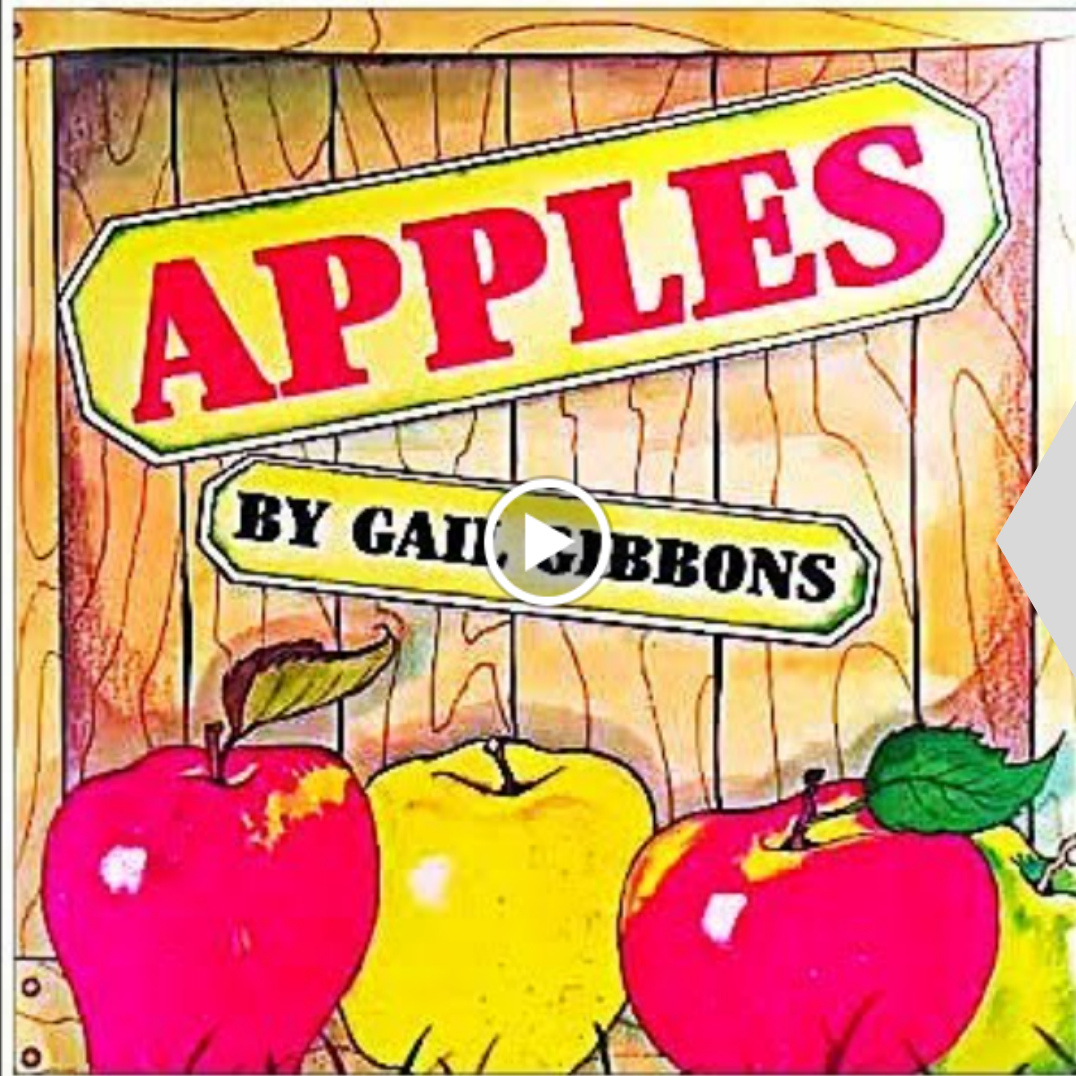


Christa Joy, Special Needs for Special Kids The Picture Communication Symbols ©1981-2019 by Tobii Dynavox. All Rights Reserved Worldwide. Used with permission. Boardmaker® is a trademark of Tobii Dynavox

Students will write their own story about apples. This is an errorless activity that allows students to write their own story independently.



Listen to the
book read
aloud









There is a video of the book
read aloud. This is a video
from YouTube.




Great for independent centers

Match the identical apples.


 Empire	<input type="checkbox"/>	 Fuji	<input type="checkbox"/>
 Ginger Gold	<input type="checkbox"/>	 Golden Delicious	<input type="checkbox"/>
 Granny Smith	<input type="checkbox"/>	 Honeycrisp	<input type="checkbox"/>

Christa Joy, Special Needs for Special Kids
©clipartino. All Rights Reserved Worldwide. Used with permission.




There are digital versions of the activities included. Students click and drag the answers.

Perfect for every learning level



Label the parts of the apple.



There are 2 sets, one that includes differentiation shown here.