

APPLES, APPLES EVERYWHERE

Special Ed



LITERACY UNIT



Special Needs for Special Kids

ALSO INCLUDES GOOGLE SLIDES



These literacy units are something I created and started using in my classroom. I had students with significant challenges and most were **non-readers**. This is a great way to expose all students to some great books.

Table of Contents

Worksheet pages	Title
4-6	Story Board
7-12	Circle map: Harvesting apples
13-15	Word map: harvest
16-19	Sorting foods with and without apples
20-22	Where is the apple?
23-26	Writing prompt: Helping with the harvest
27-28	Terms of Use

In a separate file, there are directions and links to digital versions of these activities.

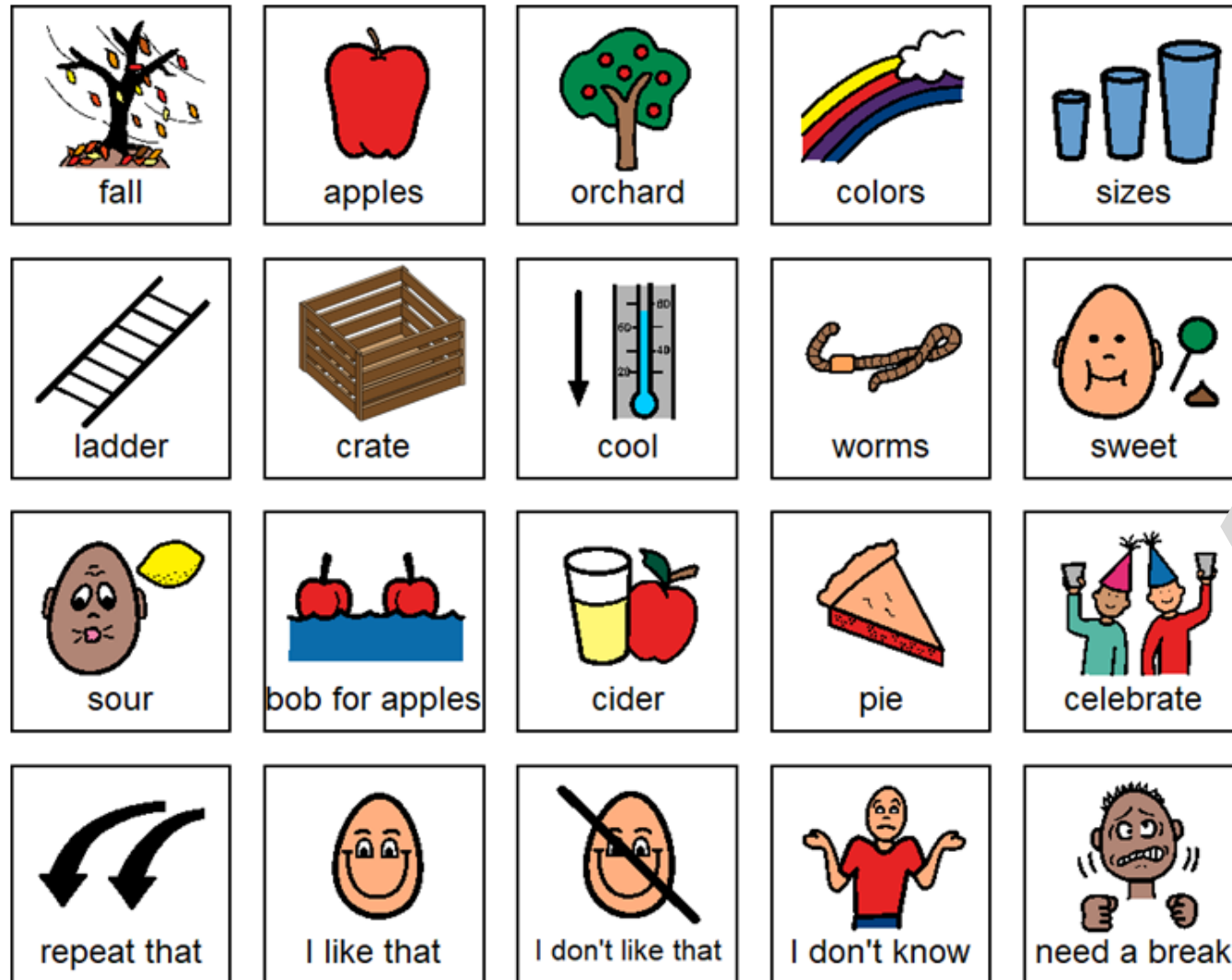
This unit has 5 activities to go with this book to last a full week of instruction.

There are 2 separate files, one in color and one in black and white.

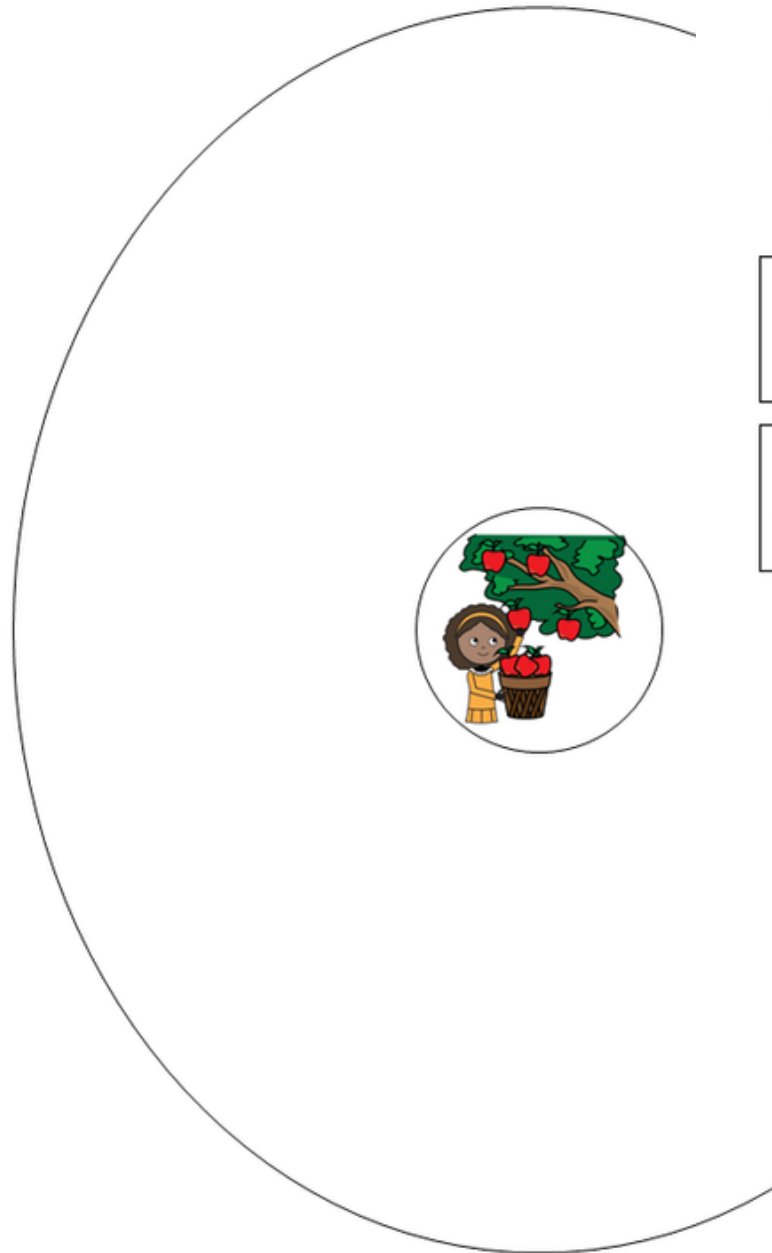
This unit comes with a storyboard.

Storyboards are great for ALL students to assist with participation and engagement in group discussions.

Tips on how to use in the unit!!




What are some things you need and come from harvesting apples?




Errorless version


Place the pictures in the circle map on previous page showing things you would find when harvesting apples.



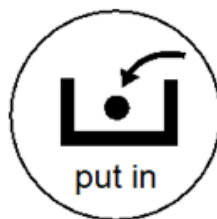
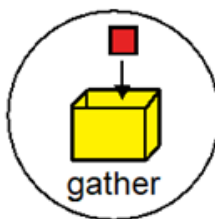
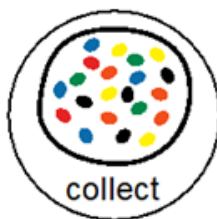

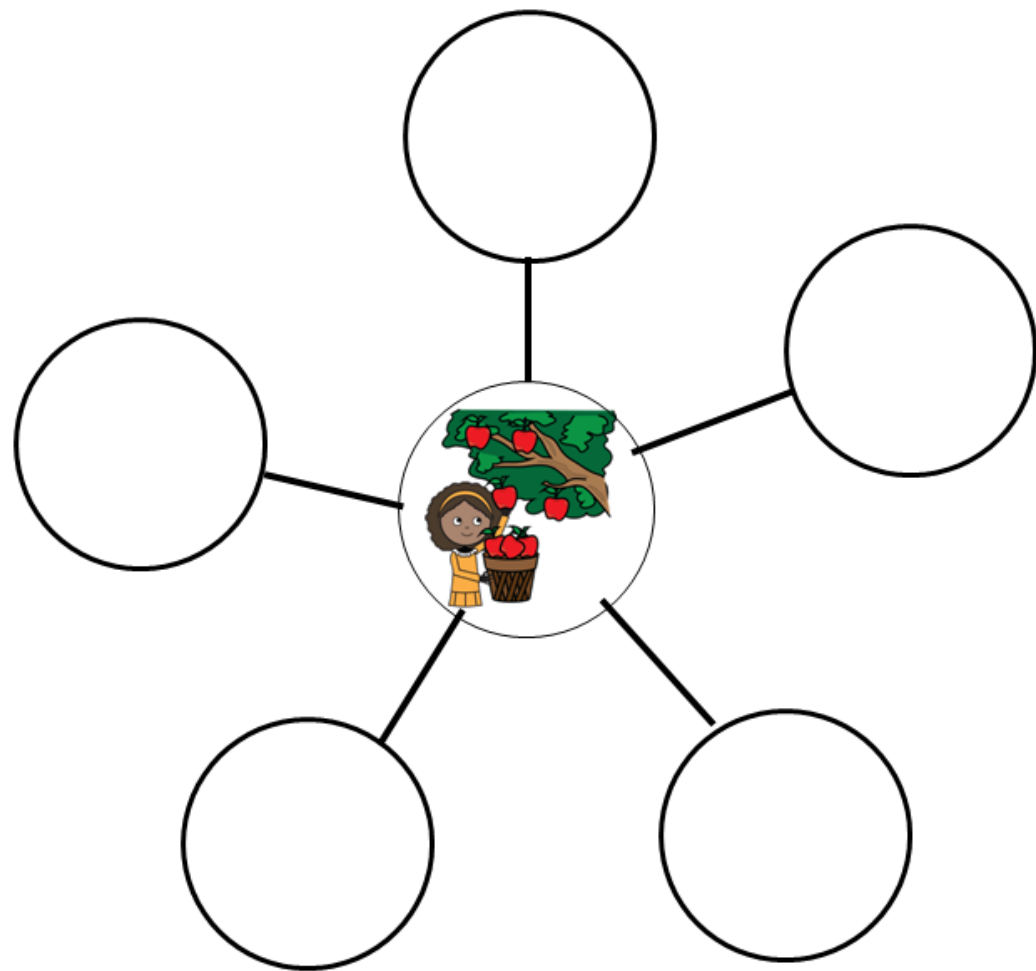
Place the pictures in the circle map on previous page **ONLY** you think they are things you would find when harvesting apples.



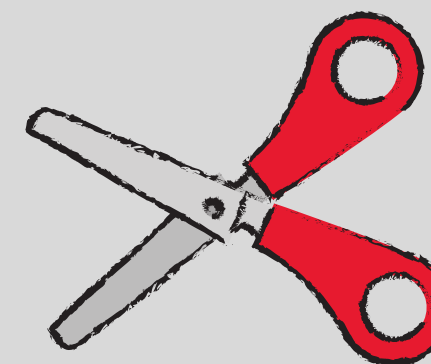
There is a circle map showing things you might use and see when harvesting apples. There is an option that only has correct answers and one that has wrong answers mixed in.




What does it mean to harvest something?















There is a word map on what the word harvest means. This is an errorless activity.




What are some foods that contain apples?















 apple pie	 hamburger	 pizza	 apple cake
 apple	 chocolate milk	 applesauce	 broccoli
 steak	 apple juice	 French fries	 caramel apple


This one looks at foods do and do not contain apples. Suggestions for differentiation are included.



1. Circle the apple.
2. Circle the correct preposition.

 <div data-bbox="409 618 748 696">  </div>	 <div data-bbox="942 618 1281 696">  </div>
 <div data-bbox="409 1017 748 1095">  </div>	 <div data-bbox="942 1017 1281 1095">  </div>
 <div data-bbox="394 1425 733 1503">  </div>	 <div data-bbox="911 1425 1250 1503">  </div>

There is an activity practicing prepositions. Students will circle the apple and then the correct preposition that goes with it.



Helping with the harvest

I went to the to help with the harvest.

We were harvesting .





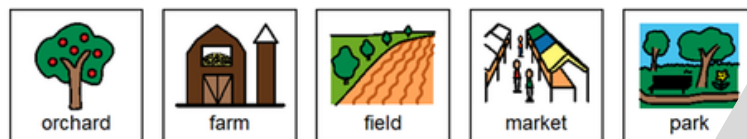
We used a to hold what we gathered.

We had to eat.



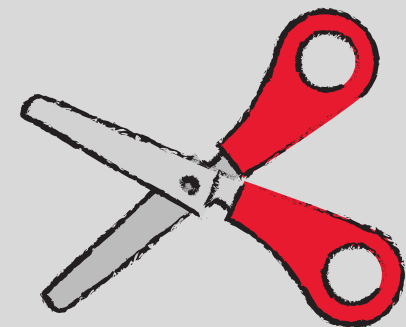
Harvesting was .

Christa Joy, Special Needs for Special Kids The Picture Communication Symbols ©1981-2018 by Tobii Dynavox. All Rights Reserved Worldwide. Used with permission. Boardmaker® is a trademark of Tobii Dynavox.



Christa Joy, Special Needs for Special Kids The Picture Communication Symbols ©1981-2018 by Tobii Dynavox. All Rights Reserved Worldwide. Used with permission. Boardmaker® is a trademark of Tobii Dynavox.

Students will write their own story about helping with the harvest. This is an errorless activity that allows students to write their own story independently.






Listen to the
book read
aloud

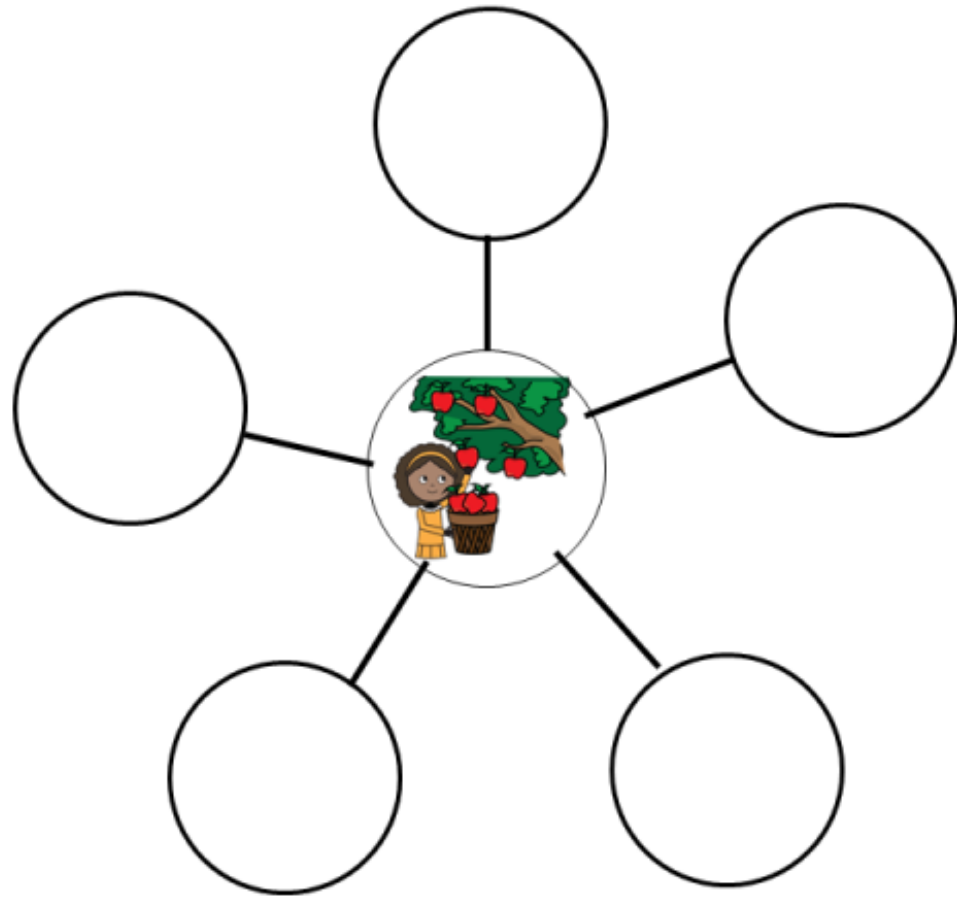


There is a video of the book
read aloud. This is a video
from YouTube.

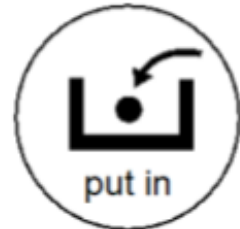
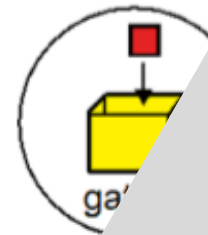
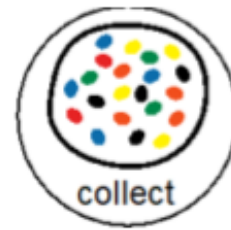


Great for independent centers

What does it mean to harvest something?




Place the pictures below in the empty circles showing what it means to harvest something.















There are digital versions of the activities included. Students click and drag the answers.

Perfect for every learning level

There are 2 sets, one that includes differentiation shown here.



Sort the foods below that do and do not have apples. If you are not sure, place it on the middle line.

 apple pie	 hamburger	 pizza	 apple cake
 turnovers	 chocolate milk	 applesauce	 broccoli
 steak	 apple juice	 French fries	 caramel apple