

# **Afternoon on the Amazon Magic Treehouse #6**

**11 activities**

**15 questions**



*Special Needs for Special Kids*





These novel units are something I created and started using in my classroom. I had students with significant challenges and most were **non-readers** (like my little guy). They were the best thing I ever did, and my students LOVED them.

# Table of Contents

Worksheet pages	Title	Chapter
4-5	Suggestions for use	
6	Story board	
7	Title and Author	
8	How to care for a pet	1
9-11	Common fears	2
12	Layers of the rainforest	
13-15	Rainforest circle map	
16-17	Dangerous vs not dangerous animals	
18-19	Habitat sorting	
20-21	Babies and moms	7
22-23	Follow Peanut to the treehouse	8
24-25	Fruits vs Vegetables	9
26-28	Rainforest vs forest Venn Diagram	10
29-30	My trip in the magic treehouse	10
31	Other Novel Units available	
32-33	Terms of Use	

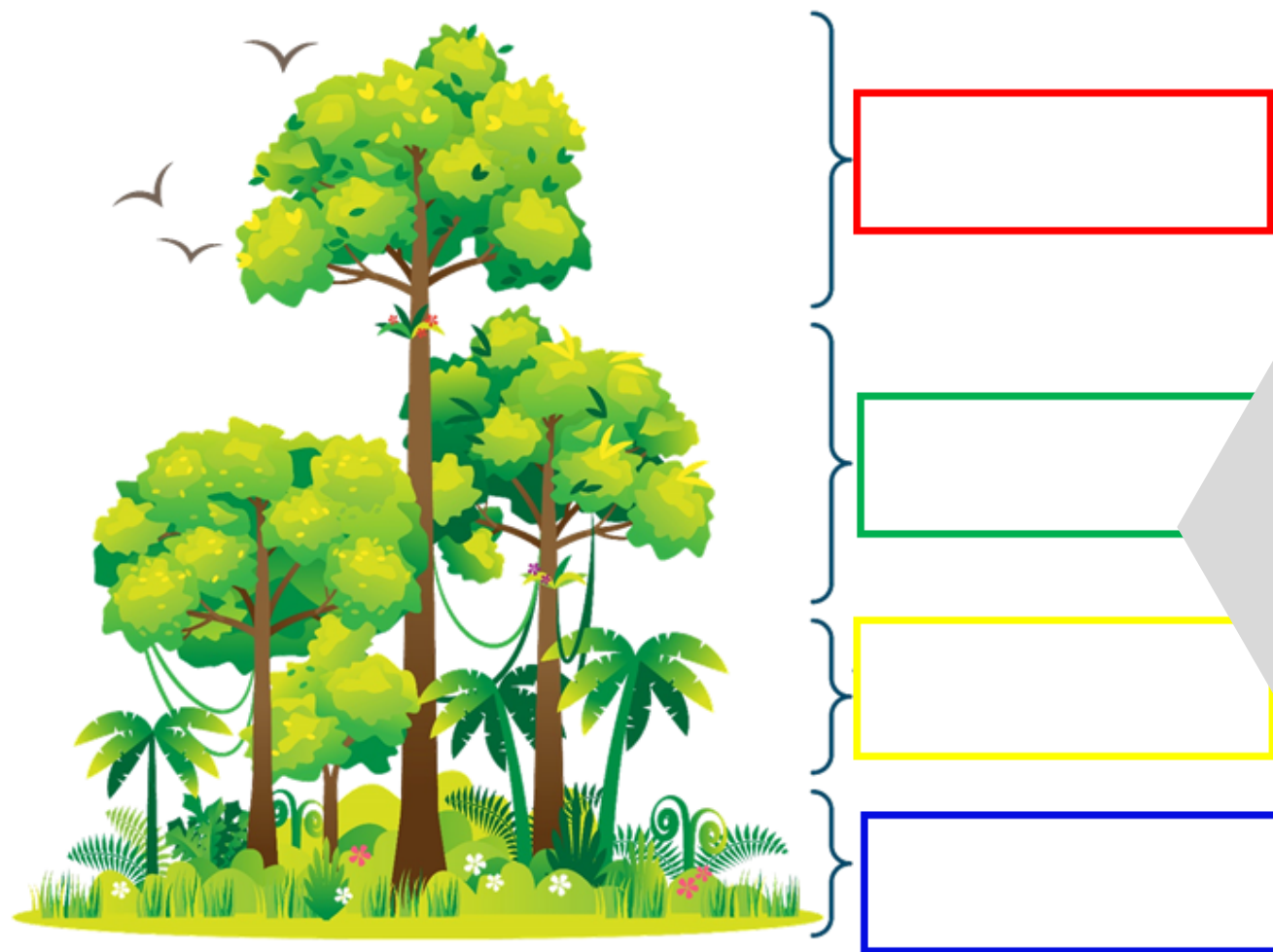
This novel unit has **11 different activities**.

There is an activity for each chapter that is NOT comprehension based. So, even if your students do not pay attention, they can still complete the activity.



Label the layers of the rainforest.

## RAINFOREST LAYERS



Emergent

Understory

Canopy

Forest floor

For example, Jack and Annie end up in the Amazon in this book.

So, I created an activity where students get to label (errorless) the layers of the rainforest.

# Suggestions for Use

- I made this unit to go along with the book, *Afternoon on the Amazon* by Mary Pope Osborne.
- The thought is that you would be reading it aloud to your class at a rate of about 1 chapter per day.
- Be sure to give each student their own copy of the story board (pg. 6) to use while reading and discussing the story.
- Benefits of reading out loud, even to classes made up of severely affected students:
  - Teaches students to sit quietly even when there is something for them to do. This is such an important life skill. We all have to spend time sitting and listening to someone we are not that interested in at some point.
  - Parents will LOVE you. Not only will they be excited their child is being exposed to age appropriate material, but you are teaching them how to sit quietly, which will hopefully transfer to home as well.
  - Even with your lowest level learners, you will have 1 or 2 that will truly enjoy the story.
  - It can be a calming experience to sit and listen to the teacher read in a methodical way.


Suggestions on how I found this activity worked best in my classroom are provided. I typically had 6-8 students in grades K-5 with one adult assistant in the room with me.



Color version

Afternoon on the Amazon  
Magic Tree House #6  
for Special Education

By  
Christa Joy  
Special Needs for Special Kids



Afternoon on the Amazon  
Magic Tree House #6  
for Special Education

By  
Christa Joy  
Special Needs for Special Kids



*This entire novel unit  
comes in 2 separate files.  
One is completely in color  
and one is completely in  
black and white.*



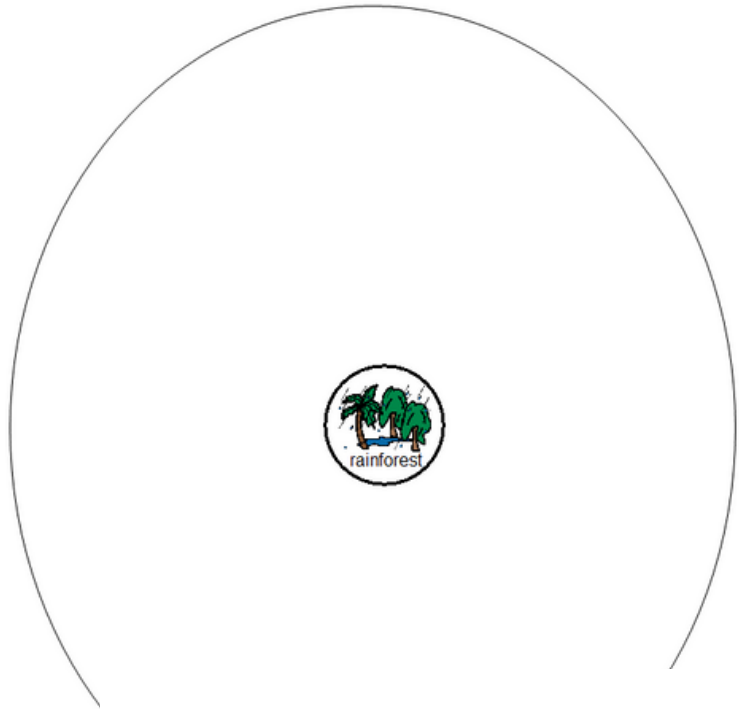
This unit comes with a vocabulary board.

Vocabulary boards are great for ALL students to assist with participation and engagement in group discussions.

Tips on how to use in the unit!!





What are some things you might find in a rainforest?



## Chapter 4

There are circle maps in this unit.

Circle maps are a great way for students to see the big idea.





## Common Fears

Annie is afraid of bugs. What are some other common fears people have?





# Chapter 2

Each circle map comes with 2 choices:

An errorless option with only correct answers

An option that has wrong answers mixed in






The rainforest is a very different habitat than the desert. Sort the animals and plants on next page depending on which you think they would be normally found in.



## Chapter 3


There are sorting activities.

Directions on how to add color coding for differentiation is included.




### Poisonous

- Cottonmouth
- Green and black poison dart frog
- Black widow spider
- piranha
- scorpion

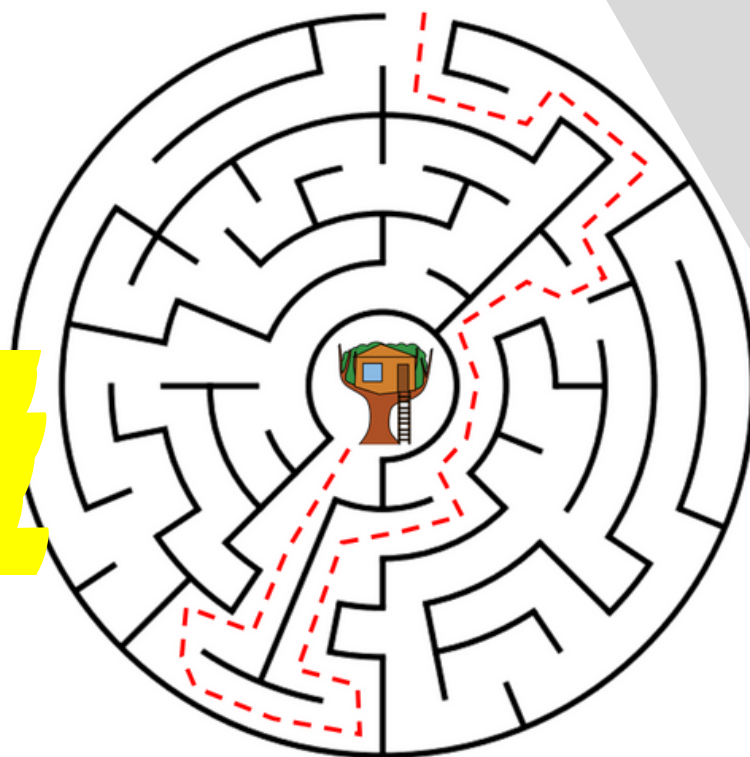




Help Jack and Annie follow Peanut to the treehouse.



Help Jack and Annie follow Peanut to the treehouse.



**tracing lines added**

Many of the activities are differentiated for you.

That way more students can participate independently along with their peers.



# My trip in the magic treehouse

I looked in a book about  and make a wish.

When I opened my eyes I saw .

I went down the ladder to check out the .

I took a  with me.

When it was time to go back home, I felt .



 Amazon river	 rainforest	 crocodiles	 castle	 dinosaur	
 crocodile	 river	 parrot	 snake	 canoe	
 trees	 river	 weather	 animals	 bridge	 land
 an umbrella	 a raincoat	 rain boots	 binoculars	 a backpack	 a notebook
 sad	 exhausted	 excited	 happy	 upset	 frustrated

All of the Magic Treehouse units end with a writing prompt. These are errorless activities. Students will write a story about their trip in the treehouse. Different pictures are used for each novel.






1. What was Peanut sleeping in?



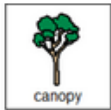
2. What is Annie afraid of seeing in the rainforest?



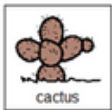
3. What is the open book about?



4. Where do they land in the rainforest?



5. What did Jack and Annie think the canopy looked like?



Chapter references for each question

Question	Chapter
1	1
2	2
3	2
4	3
5	3
6	4
7	4
8	4
9	5
10	5
11	6
12	7
13	8
14	9
15	10

Finally this unit does come with 15 comprehension questions.

There is a guide that references which chapter each question came from.

Answer key included!!





I realize there will be some students out there unable to do cutting activities. I have a blog post with ways to complete activities without a pair of scissors!!

**[Click Here to read more!!](#)**