

SHOWING AFFECTION



SOCIAL STORY + ACTIVITIES



This unit was created with this guy in mind. He has autism and an intellectual disability. He is a non-reader and struggles to sit still for long. With some support he is able to do this unit, and enjoys the challenge. He is my tester!!

Showing Affection

Social Story and Activities

By
Christa Joy
Special Needs for Special Kids



Table of Contents


Worksheet pages	Activity
4-9	I Like You student booklet
10-13	Circle map
14-16	Sorting activity
17-18	Yes/No quiz
19-22	Power cards
23-24	Terms of Use

In a separate file you will find:

- PowerPoint version of social story (editable)
- Activities in black and white

You can also download this social story as a google slide presentation. You will be prompted to make a copy. This is editable in case you need to adjust to the needs of your students. [CLICK HERE](#)

This unit has a story and activities. The activities come in 2 separate files, one in color and one in black and white.



Sometimes a hug or kiss can make a person feel uncomfortable.

©Christa Joy, SNSK



It is ok to hug and kiss my grandmother.

©Christa Joy, SNSK

There is a 15 page social story that has simple text and photos. This story is in a PowerPoint and Google Slide format so you **can edit** the text if needed to fit your own situation.


Sometimes I really like someone.



Page 1


©Christa Joy, SNSK

Hugging and kissing are some ways people show they like each other.



Page 2


But sometimes I want to hug and kiss someone who is not in my family.



Page 5

©Christa Joy, SNSK

If I want to hug or kiss someone, I talk about it with an adult first, like my parents or teacher.

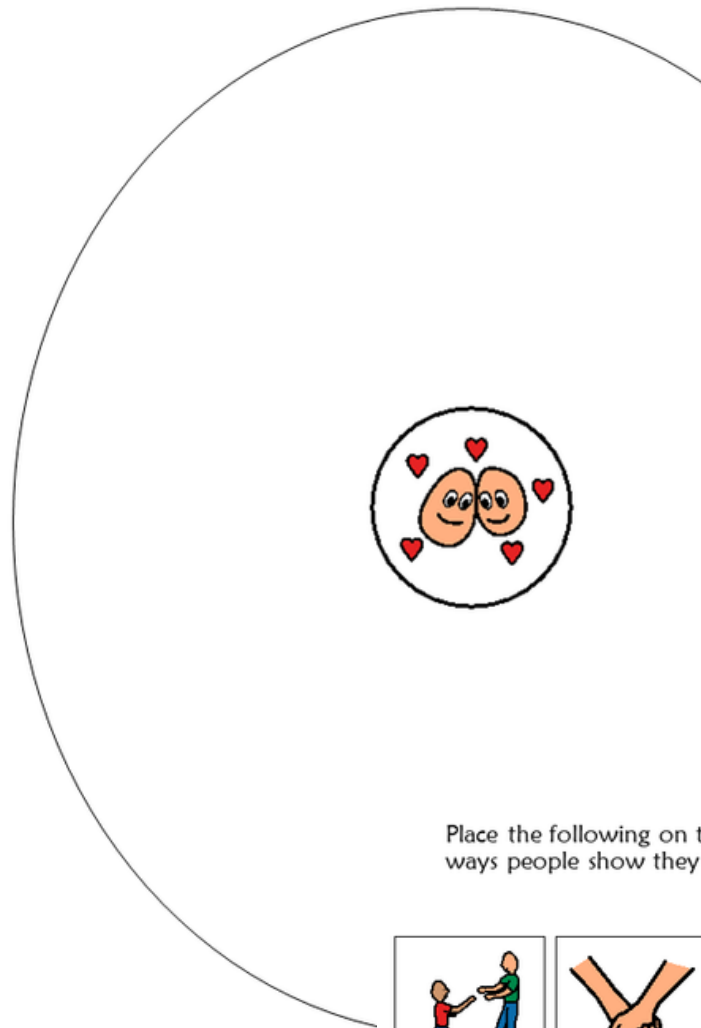


Page 6

©Christa Joy, SNSK


There is a 15 page booklet using picture symbols that students can take home. It is in color and black and white.

What are some ways people show they like each other?




errorless

Place the following in the circle map showing ways people show they like each other.





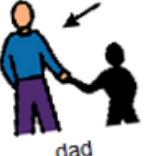












Place the following on the previous page **ONLY IF** they are ways people show they like each other.



There is an activity where students will complete a circle map showing some common ways people show affection. There is an option that is errorless and one with wrong answers mixed in.

Some people are okay to kiss and some are not.



 teacher	 mom	 dad	 bus driver	 clerk
 someone who is sick	 family	 janitor	 stranger	 boyfriend/girlfriend
 friends	 grandmother	 stuffed animal	 police man	 grandfather



There is a sorting activity looking at people it is typically ok and maybe not ok to kiss. Suggestions for differentiation are included.

Circle the correct answer.


1. It is okay to kiss my mom.




2. It is okay to kiss my sister.




3. It is okay to kiss my teacher.



4. It is okay to kiss the bus driver.




5. It is okay to kiss a stranger.



Students is a short yes/no quiz about people it is ok and not ok to kiss.

Front of card




The Picture Cor
Worldwide

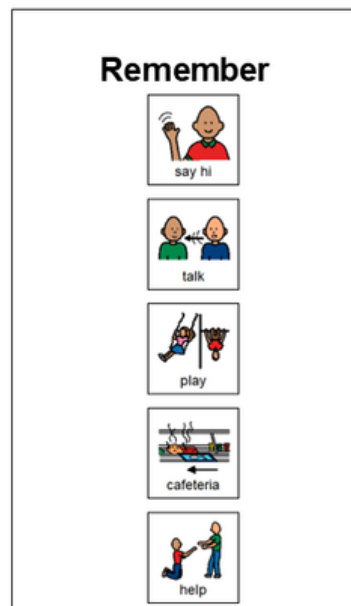
Back of card

- Remember**
1. Say hi
 2. Talk
 3. Play together
 4. Eat lunch together
 5. Help each other

Front of card



Back of card



Christa Joy, Special Needs for Special Kids
The Picture Communication Symbols © 1981–2019 by Tobii Dynavox. All Rights Reserved
Worldwide. Used with permission. Boardmaker® is a trademark of Tobii Dynavox

Students can assemble and personalize a power card to keep with them as a reminder or things they can do with someone they like.

It comes in 2 formats and 2 sizes.

The activities that accompany this social story provide:

1. A structured way for you to review this skill.

2. A way to informally assess if students are comprehending the material.

3. Engages the student by providing different ways to review the same material.