

# A BALL FOR DAISY (FOR SPECIAL ED)

2012

Caldecott Medal Winner



Special Needs for Special Kids






These literacy units are something I created and started using in my classroom. I had students with significant challenges and most were **non-readers**. This is a great way to expose all students to some great books.

# Table of Contents

Worksheet pages	Title
4-6	Story Board
7-12	Circle map on dogs
13-16	Sorting things a dog vs a cat would play with
17-20	Sorting: Things that are an accident or on purpose
21-23	Matching: Apologizing with actions
24-28	Reading nonverbal cues
29-32	Writing prompt: The day my ball popped
33-34	Terms of Use

In a separate file, there are directions and links to digital versions of these activities.

This unit has 30 pages plus 16 google slides. There are 6 activities to go with this book as well as a storyboard to use for group discussions.

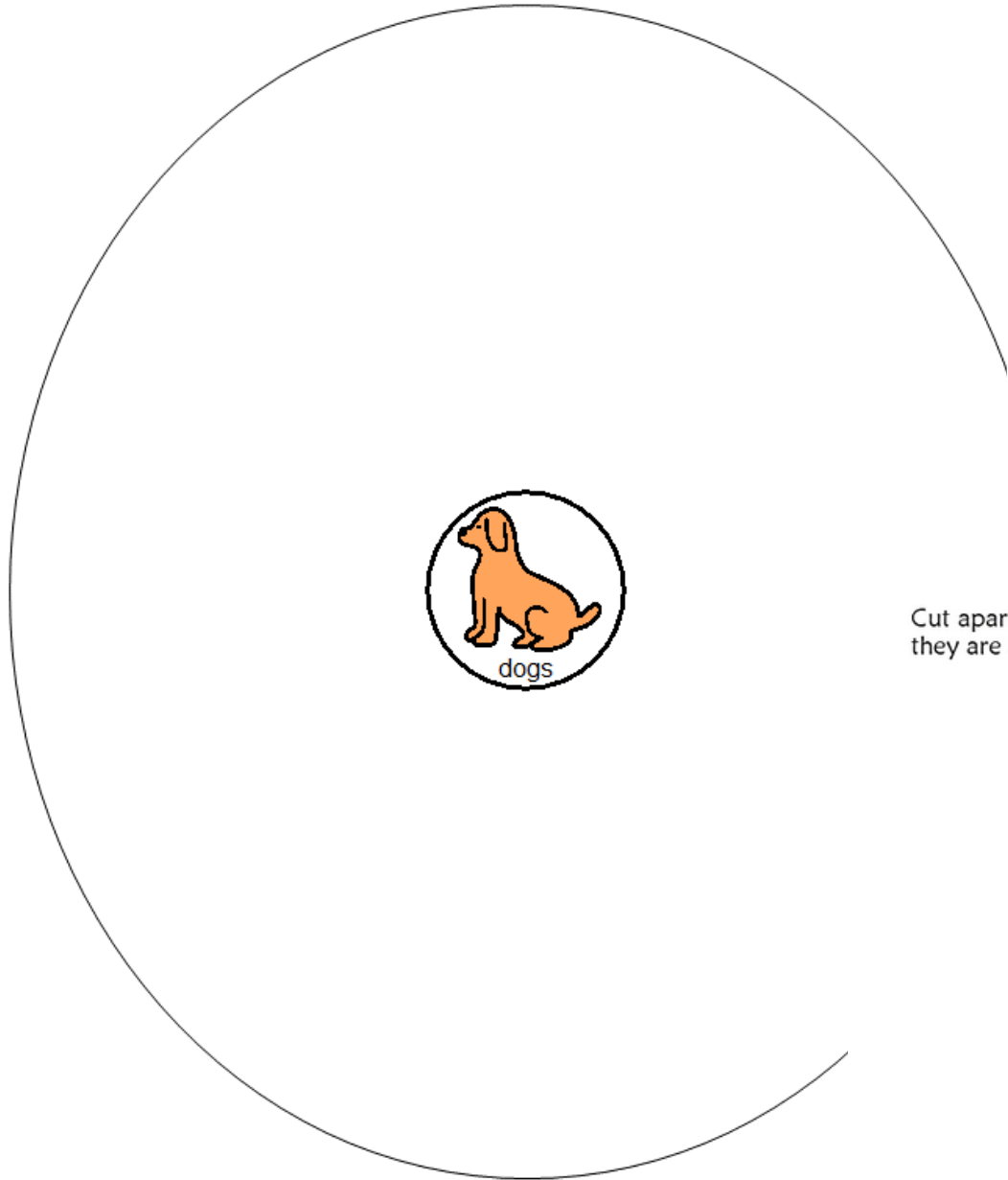


This unit comes with a storyboard.

Storyboards are great for ALL students to assist with participation and engagement in group discussions.

Tips on how to use in the unit!!

All dogs have certain things in common. Complete the circle map below illustrating some common characteristics of dogs.



Cut apart the pictures and place in circle map about dogs.



errorless

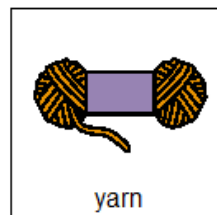
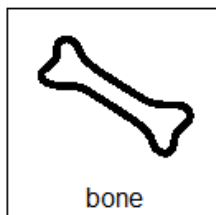
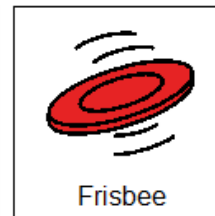



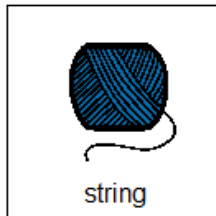
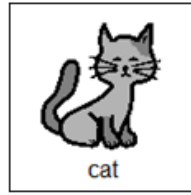
There is a circle map. It comes with 2 choices:

An errorless option with only correct answers


Cut apart the pictures and place in circle map **ONLY** they are about dogs.




An option that has wrong answers mixed in students will need to set aside.



There is a sorting activity of toys that dogs vs cats play with.



The other dog pops Daisy's ball by accident. Look at the pictures and decide if you think they were an accident or done on purpose.




 trip	 missed	 hit others	 knock it down
 push someone	 pinch	 drop something	 cheat
 break it	 slip	 spill	 miss bus







Christa Joy, Special Needs for Special Kids

The Picture Communication Symbols ©1981–2018 by Tobii Dynavox. All Rights Reserved Worldwide. Used with permission. Boardmaker® is a trademark of Tobii Dynavox

There is a sorting activity where students sort things that are done on purpose and those that are an accident.




Sometimes words are not enough to say you are sorry, and we need to say it with actions. Look at each picture below and match the action that would mean "I'm sorry."

 knock down		 take	
 break something		 spill	
 tear		 toy left in rain	

 give	 dry it off	 fixed it
 build it back	 mend	 wipe up spill

There is a matching activity where students figure out which action would be the best apology for each situation.





### Reading Non-Verbal Cues

Sometimes people say things without words, using only their body and faces. Look at each sentence below and draw a line to the picture of the person who is feeling that way.

I am so mad at you.



That tastes yucky.




I am so bored.



You scared me.



I am so exhausted.



You are my best friend.



This is the best dinner ever.



### Reading Non-Verbal Cues

Sometimes people say things without words, using only their body and faces. Look at each sentence below and draw a line to the picture of the person who is feeling that way.

I am so mad at you.



That tastes yucky.



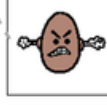
I am so bored.



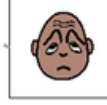
You scared me.



I am so exhausted.




You are my best friend.





This is the best dinner ever.



There is an activity reading nonverbal clues. Students match the facial expression with each sentence.




# The Day my Ball Popped

I had a favorite ball. It was  . 

I took it to the  with me. 

I was having a great time  my ball.

But then my ball popped. I felt so  .

But then I got a  to play with and I was happy again.

Christa Joy, Special Needs for Special Kids The Picture Communication Symbols ©1981-2019 by Tobii Dynavox. All Rights Reserved Worldwide. Used with permission. Boardmaker® is a trademark of Tobii Dynavox.

Students color in the circle they want the ball to be.

 park	 yard	 playground	 woods	 field
 bouncing	 kicking	 chasing	 hiding	 throwing
 sad	 upset	 surprised	 angry	 embarrassed
 new ball	 Frisbee	 bone	 toy	 rope

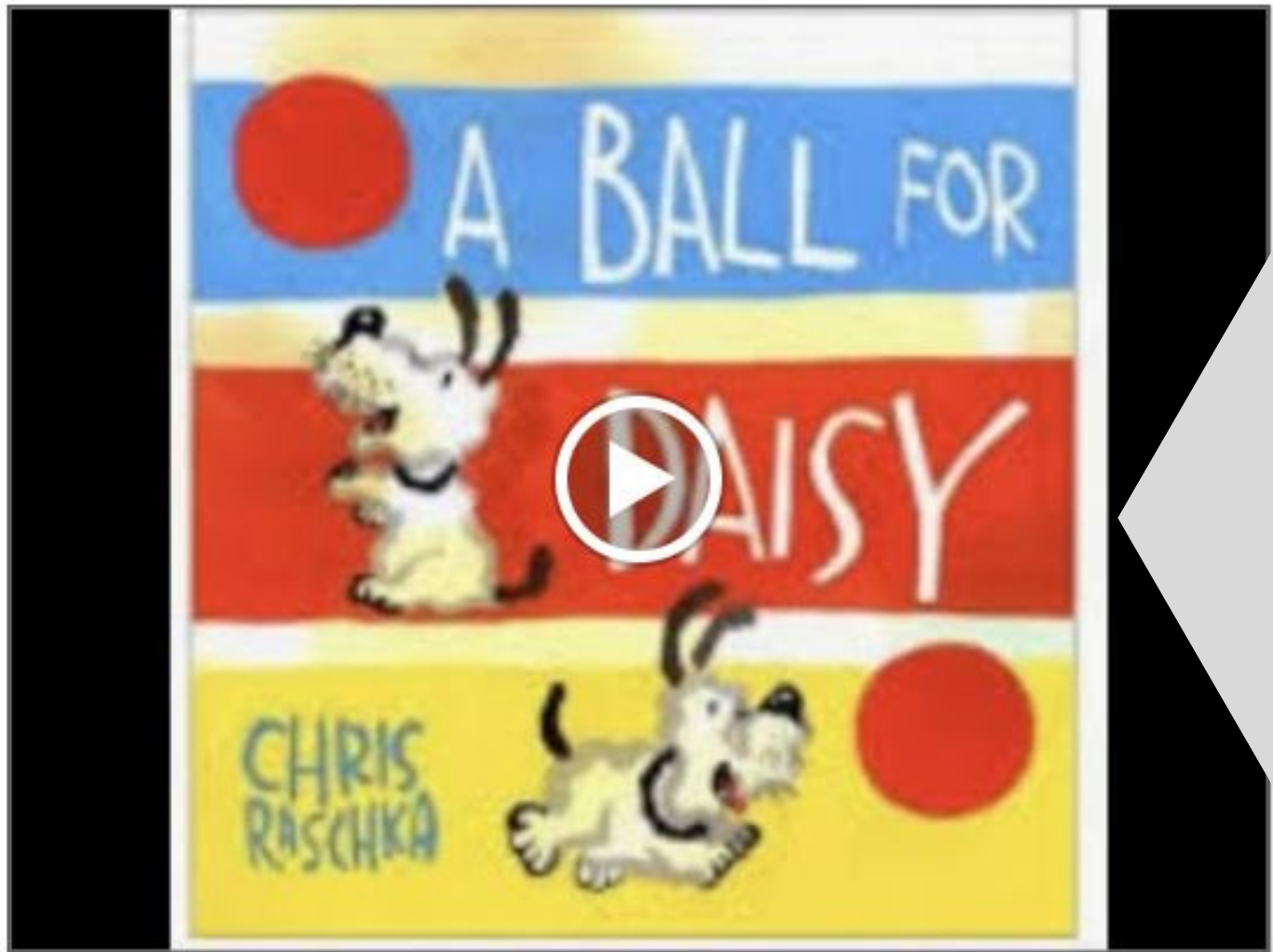
Christa Joy, Special Needs for Special Kids The Picture Communication Symbols ©1981-2019 by Tobii Dynavox. All Rights Reserved Worldwide. Used with permission. Boardmaker® is a trademark of Tobii Dynavox.

There is a writing prompt for students to complete about what would happen if they had a ball that popped.

This is an errorless activity that allows students to write a story independently.







Listen to A Ball For Daisy read aloud





There is a video from YouTube of the book read aloud included in the set of google slides.


# The Day my Ball Popped

I had a favorite ball. It was . 

I took it to the  with me. 



















I was having a great time  my ball.

But then my ball popped. I felt so .

But then I got a  to play with and I was happy again.

Choose a word to finish each sentence.



 park	 yard	 playground	 woods	 field
 bouncing	 kicking	 chasing	 hiding	 throwing
 sad	 upset	 surprised	 angry	 embarrassed
 new ball	 Frisbee	 bone	 toy	 rope

There are digital versions of the activities included. Students click and drag the answers.



dog

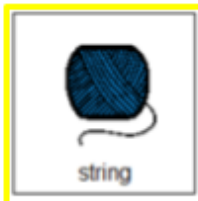


cat

Sort toys that a cat or a dog would play with. If you are not sure, or think it could be both, put it on the middle line.



ball



string



stuffed animals



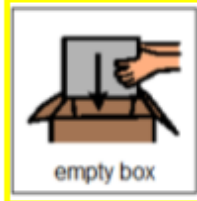
stuffed





Jingle Bells



feather



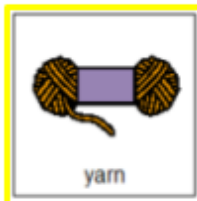
empty box



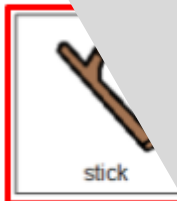
rope



bone



yarn



stick

There are 2 sets, one that includes differentiation shown here.



I realize there will be some students out there unable to do cutting activities. I have a blog post with ways to complete activities without a pair of scissors!!

**[Click Here to read more!!](#)**