

# WORLD RELIGIONS CURRICULUM



**5 UNITS**  
**11 WEEKS**



# SPECIAL EDUCATION



## For students who:

- are emerging or non-readers
- take alternate assessments
- are in special education
- short-attention span
- lack pre-requisite skills
- benefit from the use of pictures for support
- middle/high school



## Why you need this bundle:

- If you teach multiple grade levels, you have all you need in one place.
- Having the same layout for each unit reduces students' anxiety and allows them to focus on the content.
- Aligned with most extended learning standards.
- Saves you money
- Saves you time.

This bundle includes 5 different units that cover the beliefs of the main world religions. It includes:

1. Christianity (2 weeks)
2. Islam (2 weeks)
3. Judaism (3 weeks)
4. Buddhism (2 weeks)
5. Hinduism (2 weeks)

All units have  
printable  
AND digital  
versions

All the units contain similar activities so students become familiar with the format and can concentrate more on the content. Although there is some variation, each unit has:

- 10-12 days of detailed lesson plans
- A book PLUS a pre-recorded PowerPoint show and movie version
- Vocabulary board
- Vocabulary cards and cut/paste activities
- Circle maps
- Sorting activities
- Collages of main beliefs
- writing prompt
- Picture recipe
- Close worksheets (fill in the blank)
- 2 Sudoku puzzles and word search
- Assessments (3 versions)

All units have  
printable  
AND digital  
versions

## Table of Contents

Pages	Activity
4-5	Vocabulary board
6-12	Vocabulary cards
13-29	Vocabulary cut and paste
30-33	Circle map
34-36	Christianity: main beliefs collage
37-41	Christianity/Judaism sorting activity
42-44	A day in the life of Jesus: writing prompt
45-48	King Cake recipe
49-55	Sudoku
56-57	Word Search
58-63	Close worksheets
64-74	Assessment
75-76	Terms of Use

Also included in this resource as separate files:

- Lesson plans
- Links and directions to digital activities
- PowerPoint (**this is the book in the lesson plan**)
- Voice recorded PowerPoint
- Activities in black and white

Every unit has lots of different activities and ways for students to learn about that religion.



## Day 2

Activity	Notes	Materials
Read or listen to a recording of the book (10 minutes)	<ul style="list-style-type: none"><li>• Read through the story, asking lots of questions</li><li>• Continue to make connections between book and vocabulary board</li></ul>	<ul style="list-style-type: none"><li>• book</li><li>• Vocabulary board</li></ul>
Vocabulary cards I Spy Game (10 minutes)	<ul style="list-style-type: none"><li>• I play this game, or variations of it the first few days<ul style="list-style-type: none"><li>◦ Determine how many cards your students can handle in front of them. This can vary, some students may be able to have all the cards, so may only be able to handle a field of 3-5</li></ul></li><li>• Since this is the first time playing this game, I make it easy. Hold up a card, and have students find the matching one and hold it up</li><li>• Discuss relevant points on the card<ul style="list-style-type: none"><li>◦ You can also play this game in this manner having them find the symbol on their vocabulary board</li></ul></li></ul>	<ul style="list-style-type: none"><li>• Vocabulary cards (student set and teacher set)</li><li>• Vocabulary board</li></ul>
Circle map review (5 minutes)	<ul style="list-style-type: none"><li>• Review the worksheet completed yesterday</li></ul>	<ul style="list-style-type: none"><li>• Worksheet completed yesterday</li></ul>
Main Beliefs Collage (10 minutes)	<ul style="list-style-type: none"><li>• Complete the collage depicting the main beliefs of Hinduism</li><li>• This is an errorless task. This will make a good review sheet.</li><li>• Make connections to the book as necessary</li></ul>	<ul style="list-style-type: none"><li>• Collage</li><li>• Scissors</li><li>• Glue</li><li>• Crayons, markers</li></ul>
Sharing (10 minutes)	<ul style="list-style-type: none"><li>• Each student shares their finished worksheet with the group using the communication method of their choice</li></ul>	<ul style="list-style-type: none"><li>• Completed worksheets</li><li>• Communication devices</li></ul>

## Lesson plan

Every unit has a detailed lesson plan with suggestions, a quick look, and a daily step-by-step guide.

# books

Buddhism began 500 years before Jesus was even born. It was founded by a man named **Siddhartha Gautama** who lived in Nepal. He would later be know as the Buddha.



Gautama gave up all his riches, shaved his head and put on an orange robe. He left his palace forever looking for a deeper understanding of the world and why there was so much suffering.



Every unit has a book with simple text and engaging photos. It comes in a pdf, recorded PowerPoint show, and an mp4 file.







Christianity




church




prayer



Jesus



Virgin Mary



God



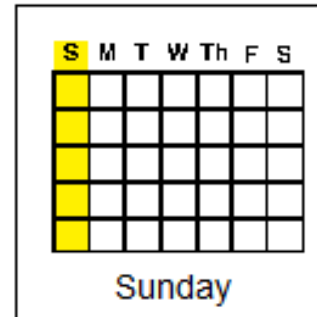
Bible




Holy Trinity



priest




Sunday



Eucharist



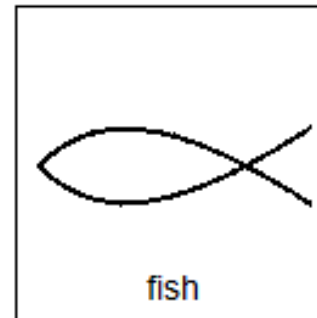
Christmas



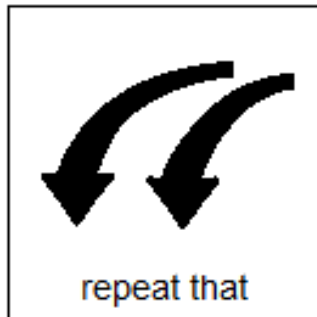
Easter




peace




fish



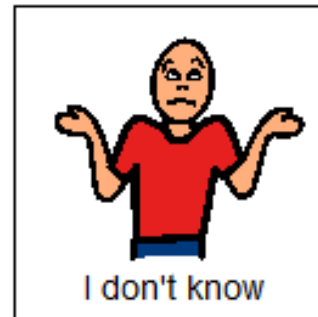
repeat that




I like that



I don't like that



I don't know



I need a break

Every unit has a vocabulary board to use while working through the unit. Suggestions for use are included.

### resurrection

To come back from the dead.  
Christians celebrate Jesus's resurrection at Easter.



### priest

The leader of a local Christian church who leads the service and performs ceremonies.




### pope

Priest who is the leader of the entire Catholic church.



### Seventh Day Adventists

Branch of Christianity that observes Saturday, not Sunday as the holy day.



Every unit has vocabulary cards specific to that unit. Also included are cut and paste activities to help review the definitions. There are group activities to do daily to review and work with these new words.

### Roman Catholic



### Eucharist



### mass



### Advent



**vocabulary**

### Christianity

Most popular religion practiced by 1/3 of the world.

### Christian

Person who follows the Christian faith.

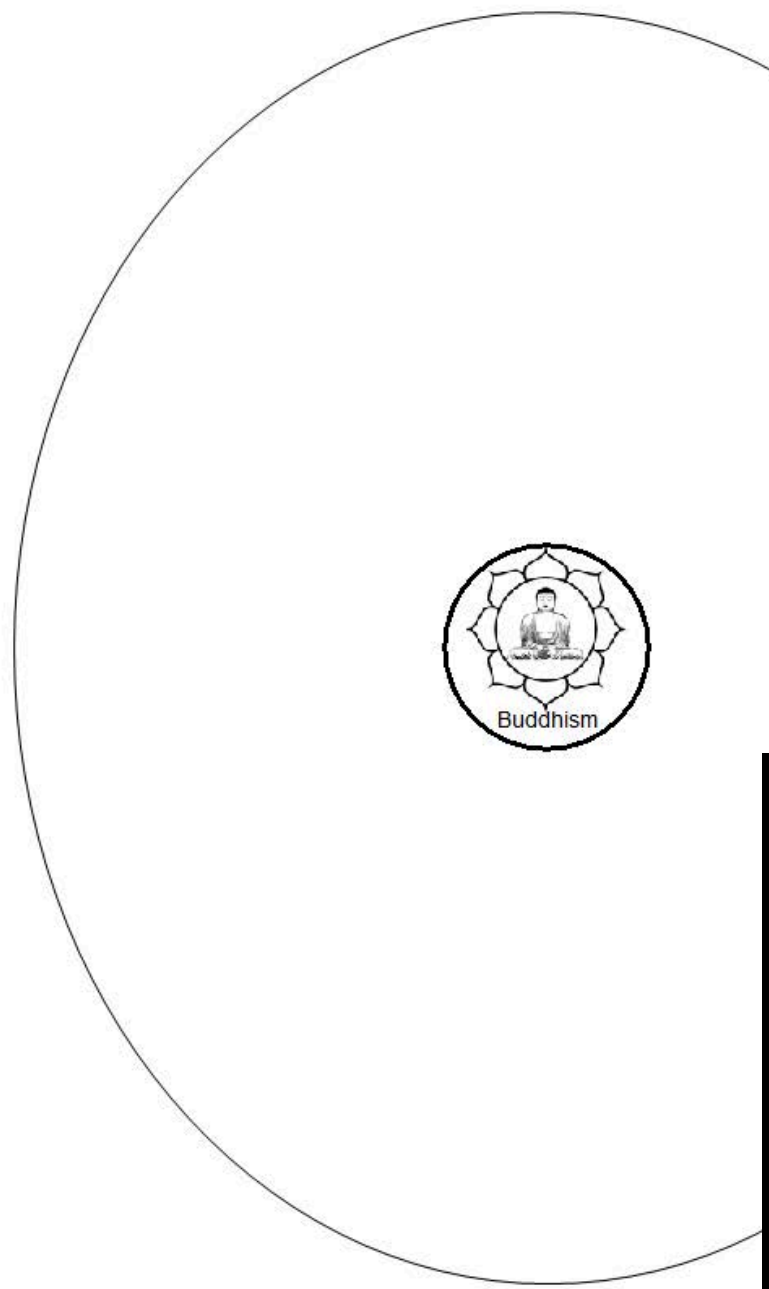
### Jesus Christ

Christians believe he was the son of God who came to earth as a human and died on the cross for our sins.

### crucified

To be executed by being nailed or tied to a cross.

# circle maps



Cut apart pictures and place in circle map about Buddhism.

Errorless version

enlightenment	Nirvana	detachment	4	monk
reincarnation	Sanga	May	lotus flower	meditate
shrine	Buddhist	suffering	Gautama	Buddha

Cut apart pictures and place in circle map **ONLY IF** they relate to Buddhism.

enlightenment	Nirvana	detachment	church	monk
synagogue	Sanga	cross	lotus flower	meditate
shrine	Buddhist	suffering	Gautama	Buddha
reincarnation	Star of David	May	4	dove

Each unit comes with a circle map to visually review the main facts from the book. These come with an errorless option and an option with wrong answers mixed in.

Christa Joy, Special Needs for Special Kids  
The Picture Communication Symbols ©1981–2019 by Tobii Dynavox. All Rights Reserved. Used with permission. Boardmaker® is a trademark of Tobii Dynavox.






# 4 Noble Truths



**collages**

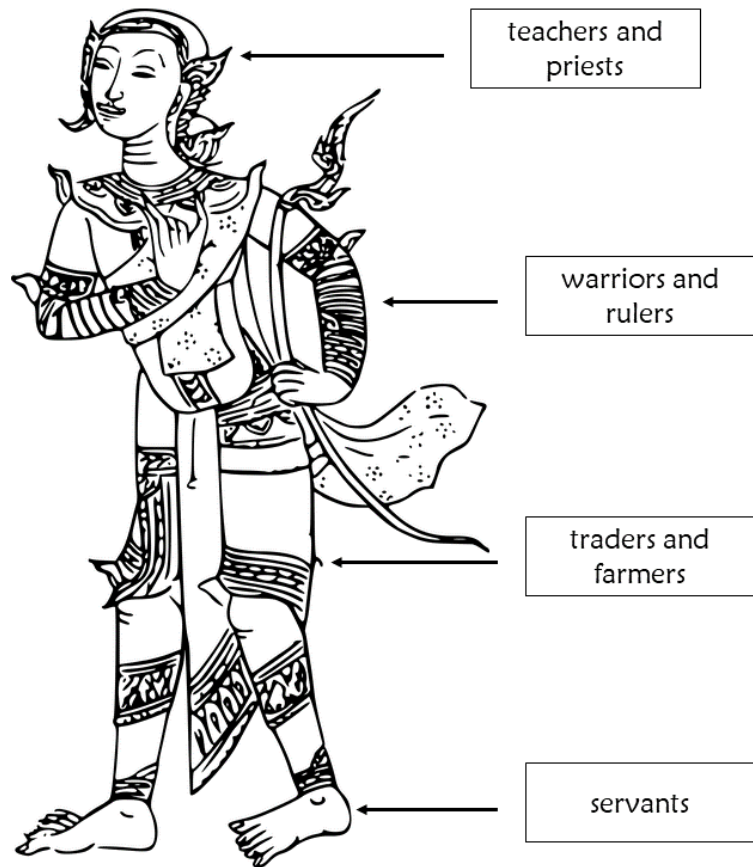
Each unit also comes with a collage so students can get a quick visual of the main beliefs pertaining to that religion. This is an errorless task.

# The 3 Jewels

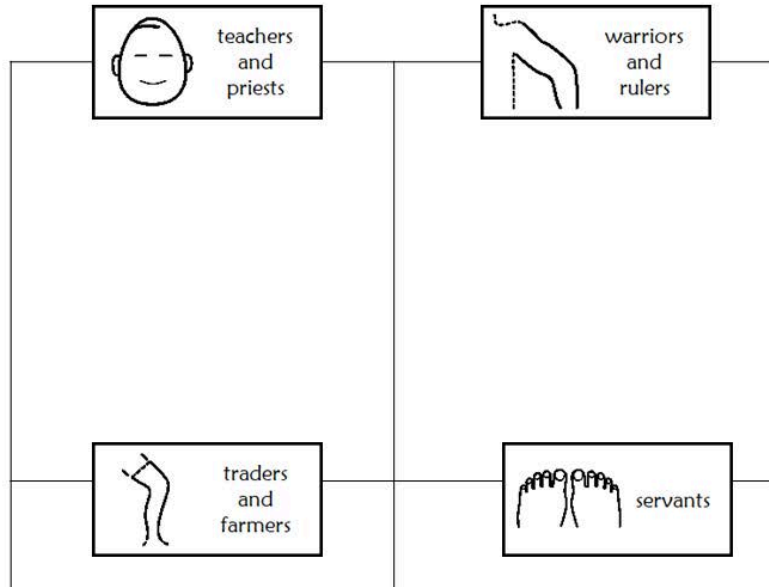


Christa Joy, Special Needs for Special Kids  
The Picture Communication Symbols ©1981–2019 by Tobii Dynavox. All Rights Reserved  
Worldwide. Used with permission. Boardmaker® is a trademark of Tobii Dynavox

The different classes or castes originate from the Brahma, the Hindu god of creation. Each caste is believed to come from a different part of his body: head, arms, thighs, and feet.



ChristaJoy, Special Needs for Special Kids  
The Picture Communication Symbols ©1981–2019 by Tobii Dynavox. All Rights Reserved  
Worldwide. Used with permission. Boardmaker® is a trademark of Tobii Dynavox



ChristaJoy, Special Needs for Special Kids  
The Picture Communication Symbols ©1981–2019 by Tobii Dynavox. All Rights Reserved  
Worldwide. Used with permission. Boardmaker® is a trademark of Tobii Dynavox

Most units have sorting activities. There are suggestions for how to differentiate these quickly included.


Sort the pictures depending on which caste they would belong or be born into.

farmer	princess	priest	Butchers butcher
250÷5 8+6 A B C teacher	worker	maid	soldier
professor	minister	business manager	waiter
chef	king	custodian	prince


**sorting**

# Going on a pilgrimage

I am going on a pilgrimage to Mecca with my

We will take  with us. 



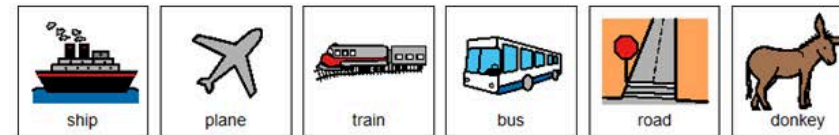


We will travel on a

I hope we will get to  when we get there. 

It know it will be

Christa Joy, Special Needs for Special Kids The Picture Communication Symbols ©1981-2019 by Tobii Dynavox. All Rights Reserved Worldwide. Used with permission. Boardmaker® is a trademark of Tobii Dynavox

# writing prompts




Christa Joy, Special Needs for Special Kids The Picture Communication Symbols ©1981-2019 by Tobii Dynavox. All Rights Reserved Worldwide. Used with permission. Boardmaker® is a trademark of Tobii Dynavox

Each unit has a writing prompt. This is to help students better understand the beliefs and culture of that religion. This is an errorless task.







## Ingredient Labels


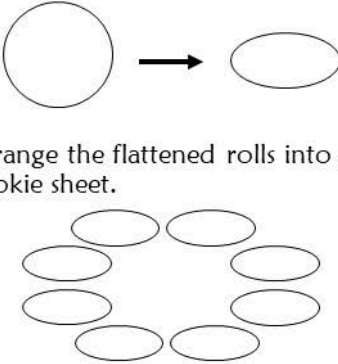



# King Cake



## picture recipes



1. Open the can of cinnamon rolls and separate.  



2. Pinch each cinnamon roll into the shape of an oval.  

3. Arrange the flattened rolls into a circle on a cookie sheet.  

4. Bake according to directions 

5. Hide the baby  



















6. Spread the glaze  

7. Add the sprinkles  

Christa Joy, Special Needs for Special Kids The Picture Communication Symbols ©1981-2020 by Tobii Dynavox. All Rights Reserved Worldwide. Used with permission. Boardmaker® is a trademark of Tobii Dynavox.









Each unit has a picture recipe. These are made as simple as possible to allow them to be cooked in the classroom by the students as much as possible.

# Judaism

	 Judaism		 kosher		
 kosher	 synagogue	 Shabbat	 Torah	 Passover	
 Shabbat			 Passover	 Judaism	
 Passover	 Torah	 Judaism			
	 Shabbat		 synagogue	 Torah	
				 	






ChristaJoy, Special Needs for Special Kids  
The Picture Communication Symbols ©1981–2019 by Tobii Dynavox. All Rights Reserved.  
Worldwide. Used with permission. Boardmaker® is a trademark of Tobii Dynavox.

# Judaism

 Torah	 Shabbat	 synagogue	
 Judaism	 synagogue		
 synagogue		 Judaism	 Shabbat

ChristaJoy, Special Needs for Special Kids  
The Picture Communication Symbols ©1981–2019 by Tobii Dynavox. All Rights Reserved.  
Worldwide. Used with permission. Boardmaker® is a trademark of Tobii Dynavox.

Place the following images in the empty squares on the previous page, completing the sudoku puzzle.

 Judaism	 Judaism	 Shabbat	 Shabbat
 Torah	 Torah	 Torah	 synagogue

## vocabulary puzzles

Each unit has 2 Sudoku puzzles included practicing the vocabulary. One is 6x6 and one is 4x4. Again, suggestions on how to differentiate these are included.

# Judaism

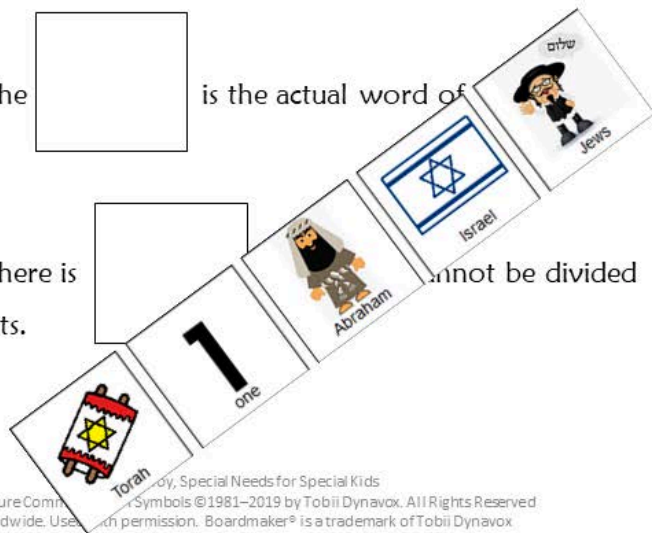
1. The father of Judaism is

2. People who follow Judaism are called

3. Jews believe is the holiest place on Earth.

4. Jews believe the is the actual word of

5. Jews believe there is cannot be divided into separate parts.



The Picture Communication Symbols ©1981–2019 by Tobii Dynavox. All Rights Reserved. Used with permission. Boardmaker® is a trademark of Tobii Dynavox.

# review sheets

## Kashrut/Kosher

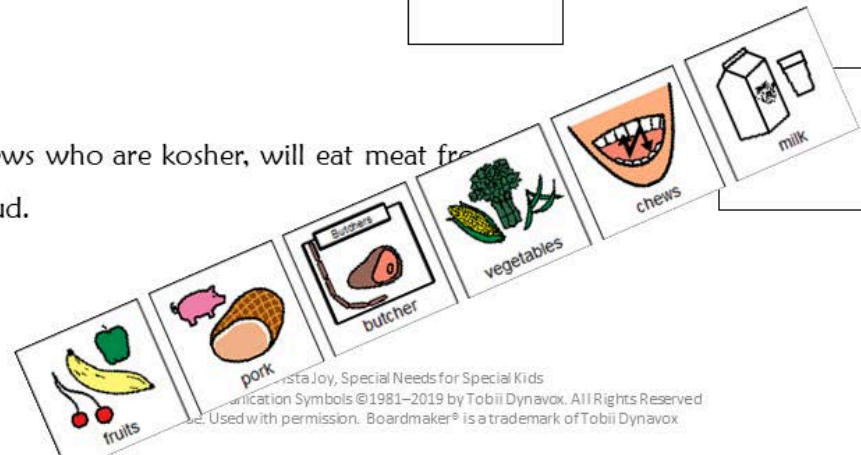
1. Many Jews, eat Kosher. They may use a special to get their meats.

2. Eating kosher mean foods with meat and cannot mix.

3. and are kosher food and ok to eat .

4. Jews who are kosher, do not eat

5. Jews who are kosher, will eat meat from its cud.

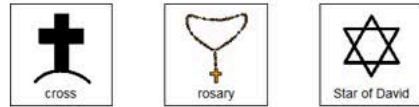


The Picture Communication Symbols ©1981–2019 by Tobii Dynavox. All Rights Reserved. Used with permission. Boardmaker® is a trademark of Tobii Dynavox.

All units include fill-in-the-blank worksheets to review concepts covered in the book and unit.



1. The symbol often used for Judaism is the:



2. Who was the father of Judaism?



3. Jews believe this book is the word of God:



4. Every week this is a time of rest from Friday night to Saturday night:




5. Jews believe we are all created in the image of:




ChristaJoy, Special Needs for Special Kids  
The Picture Communication Symbols ©1981–2019 by Tobii Dynavox. All Rights Reserved  
Worldwide. Used with permission. Boardmaker® is a trademark of Tobii Dynavox

Print onto cardstock or mount on index cards. Cut pictures apart and show student answer choices for each question.

Q 7



Q 8



ChristaJoy, Special Needs for Special Kids  
The Picture Communication Symbols ©1981–2019 by Tobii Dynavox. All Rights Reserved  
Worldwide. Used with permission. Boardmaker® is a trademark of Tobii Dynavox

Finally, each unit has an assessment that is available in 3 versions. These are given 1:1 and read aloud to the student.

- The symbol often used for Christianity is a:
  - Star of David
  - Cross
  - rose
- Christianity is based on the teachings from the life of:
  - Abraham
  - Virgin Mary
  - Jesus
- The main book that Christians follow is the:
  - Quran
  - Torah
  - Bible
- Most Christians observe the holy day on:
  - Sunday
  - Wednesday
  - Friday
- The symbol used after Jesus died to show you were a Christian was a:
  - lamb
  - eagle
  - fish
- The season of Lent and Easter is a time to remember Jesus's:
  - birth
  - resurrection
  - singing

**assessment**

All of these units include digital versions of the activities. These simply require the student to click and drag the answers. There is no drawing or typing involved.

There is a movie version of the book.

There are 2 complete sets of slides. One set is differentiated with color.

**Make great independent learning centers.**



Watch the  
movie on  
Islam

There are 5 main duties of every follower of Islam. The first is to declare their faith and belief in one god, Allah.



The movie version  
of the book from the  
unit.





Place the pictures in the circle map about Hinduism.


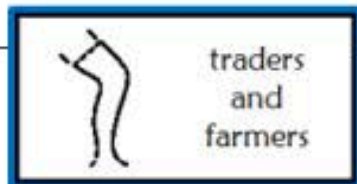
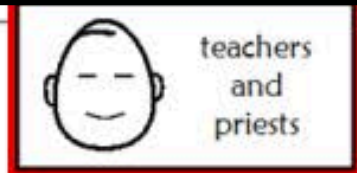


The digital activities are click and drag.



Use for more review.

Perfect for any learning level.

Each unit comes with a set of slides that are differentiated with color.



Sort the pictures depending on which caste they would belong or be born into. If you are not sure, leave it on this side.



Worldwide. Used with permission. Boardmaker® is a trademark of Tobii Dynavox

**Still have questions?**

**Reach out at [specialneedsforspecialkids@gmail.com](mailto:specialneedsforspecialkids@gmail.com)**

**I will answer your question personally and promptly.**

