

Special Ed

2010

Newberry Medal Winner

WHEN
YOU
REACH
ME

56 activities

5 questions/
3 chapters



Special Needs for Special Kids



These novel units are something I created and started using in my classroom. I had students with significant challenges and most were **non-readers**. They were the best thing I ever did, and my students LOVED them.

Table of Contents

Worksheet pages	Title	Chapter
6-7	Suggestions for use	
8	Story board	
9	Title and Author	
10-11	Reading a postcard	Things you keep in a box
12	Mark April 27 on a calendar	Things that go missing
13-14	What is each person named after?	Things you hide
15-17	Hospitality	The Speed Round
18-19	My Best Friend	Things that kick
20-22	Things you can tie in a knot	Things that get tangled
23-24	What to do if you see a bully	Things that stain
25-26	Rules that are and are not important	Mom's Rules
27-28	My 3 wishes	TI
29-30	Good vs bad emotions	TI
31-32	Popular lunch locations	TI
33-34	Things that go on hotdogs vs ice cream	TI
35-36	Categories: toys and school supplies	TI
37-39	Things in most schools	TI
40-42	Sandwich fixings	TI
43-44	What do you remember?	TI

Wilson Blvd

Table of Contents


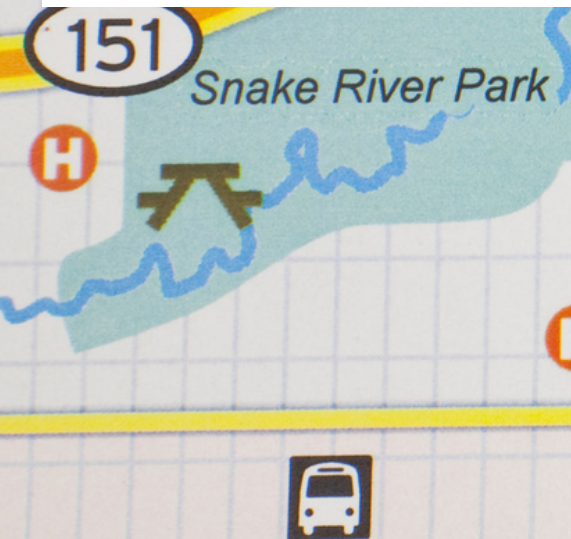
Worksheet pages	Title	Chapter
45	Things that are backwards	The first note
46	Things shaped like a V	Things on a slant
47-49	Things in a bedroom	Things in a bedroom
50	Respecting property	The second note
51-52	Metaphors	Things you push away
53-55	Things that are orange	Things you count
56-57	Compliments vs insults	Messy things
58-59	Things that smell good vs bad	Invisible things
60	How many \$2 bills?	Things you ho
61-62	Angry vs Grouchy	Salty things
63-65	Things in a cafeteria	Things y
66	Epilepsy	Thing
67-68	My Secret Admirer	Th
69-71	What to wear to stay warm	
72-73	Consequences	
74	Things in Colin's backpack	
75	Vote: who left the rose?	
76	Difficult decisions	
77-78	Going on a sleepover	
79-80	Find the perfect card	

This novel unit has **56** different activities.

These activities are NOT comprehension-based. So, even if your students do not pay attention, they can still complete the activity.

Table of Contents

Worksheet pages	Title	
81-82	Equality	Thin
83-84	Sometimes things are different	Chri
85-86	The best gift ever	The
87-88	Reasons people cry	Thin
89-90	Nice versus mean actions	Thin
91-93	What is a truce?	Thin
94-96	Ways people show they like someone	Thin
97	Safe vs unsafe choices	Things that are sweet
98-100	What does a hero look like?	The last note
101-103	Cheering someone up	Difficult things
104	Being alone	Things that heal
105	Alternatives to fighting	Things you protect
106-107	Adult vs kid clothes	Things you line up
108-111	Things that make you nervous	The \$20,000 Pyramid
112-115	Things that make you excited	Magic thread
116-118	What does kindness look like?	Things that open
119	Circle things that are under	Things that blow away
120-122	What does being a good friend look like?	Sal & Miranda, Miranda & Sal
123-124	What if you went tessering...	Parting gifts
125-127	Additional novel units available	
128-129	Terms of use	




Oakpo

Look at the postcard below (front and back), and then answer some questions about it.

front



back

<p>Wish you were here!! We are having a great time in Hawaii.</p> <p>We should be home on June 6.</p> <p>Love, Mom and Dad</p>	 <p>To: Jilly Washburn 1111 Front Avenue Bluebell, Ohio 44444</p>
--	--

Keep in a box
Christa Joy, Special Needs for Special Kids
The Picture Communication Symbols ©1981-2018 by Tobii Dynavox. All Rights Reserved
Worldwide. Used with permission. Boardmaker® is a trademark of Tobii Dynavox

Milson Blvd



S

61G

S

Everly Park

Answer the questions about the postcard.

1. Where do you think the postcard is from?



2. Who sent the postcard?



3. Who is the postcard going to?

Johnny

Bill

Jilly

4. When will Mom and Dad be home?

April 1

June 6

May 14

5. Are Mom and Dad having a good time?



For example, in this activity students will read a postcard answer the questions about it. It relates to the chapter but does not require comprehension of the material.

Things you keep in a box
Christa Joy, Special Needs for Special Kids
The Picture Communication Symbols ©1981-2018 by Tobii Dynavox. All Rights Reserved
Worldwide. Used with permission. Boardmaker® is a trademark of Tobii Dynavox

Suggestions for Use

- I made this unit to go along with the book, *When you Reach Me* by Rebecca Stead.
- The thought is that you would be reading it aloud to your class at a rate of about 3 chapters per day.
- Be sure to give each student their own copy of the story board (pg. 8) to use while reading and discussing the story.
- Benefits of reading out loud, even to classes made up of severely affected students:
 - Teaches students to sit quietly even when there isn't something for them to do. This is such an important life skill. We all have to spend time sitting and listening to someone we are not that interested in at some point.
 - Parents will LOVE you. Not only will they be excited their child is being exposed to age appropriate material, but you are teaching them how to sit quietly, which will hopefully transfer to home as well.
 - Even with your lowest level learners, you will have 1 or 2 that will truly enjoy the story.
 - It can be a calming experience to sit and listen to the teacher read in a methodical way.

Suggestions for Use

- For students who need more structure, place the number of post-it notes in front of him/her that corresponds to the number of pages you intend to read. Remove a post-it as you finish each page. This visual will help lessen their anxiety.
- You will find 1 activity for each chapter. There are more than you will need, so you can find those that fit best with your students.
- Differentiation:
 - For any activity, you can quickly differentiate for your lower level learners by using a color coding technique.
 - If sorting, outline each sorting category a certain color and then outline the corresponding pictures the same color.
 - Becomes a matching task.
- This unit includes 5 multiple choice questions for every 3 chapters. These are in a separate file and are in color and black and white. There is an answer key included.

Suggestions on how I found this activity worked best in my classroom are provided. I typically had 6-8 students with one adult assistant in the room with me.

Color version

When you Reach Me

for Special Education

By
Christa Joy
Special Needs for Special Kids




This entire novel unit comes in 2 separate files. One is completely in color and one is completely in black and white.


This unit comes with a vocabulary board.

Vocabulary boards are great for ALL students to assist with participation and engagement in group discussions.

Tips on how to use in the unit!!



What are some things that you can tie into a knot?



Place the following in the circle map on the previous showing things that can be tied into a knot.



Place the following in the circle map on the previous page **ONLY IF** they are things that can be tied into a knot.



There are circle maps in this unit.

Circle maps are a great way for students to see the big idea.



Miranda is surprised to find there is a dentist office in the school. What are some things you find at most schools?




Things you keep secret

Christa Joy, Special Needs for Special Kids The Picture Communication Symbols ©19 by Tobii Dynavox. All Rights Reserved Worldwide. Used with permission. Boardmat trademark of Tobii Dynavox


Blvd

Errorless version

Place the following pictures in the circle map about school.



Place the following pictures in the circle map **ONLY IF** they are things found at most schools.



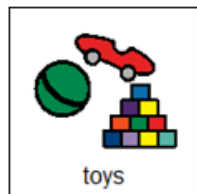
Each circle map comes with 2 choices:

An errorless option with only correct answers





















An option that has wrong answers mixed in

students will need to set aside.

Sort the following objects into the correct category.



Put each event in the correct column on the previous page. If you are not sure or think it could be in both, put it on the middle line.









 Frisbee	 toy train	 pencil	 crayons	 puzzle
 markers	 slinky	 book	 jump rope	 tape
 stapler	 video game	 ball	 pen	 paper
 blocks	 paper clip	 big wheel	 notebook	 Barbie

There are sorting activities.



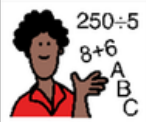





Directions on how to add color coding for differentiation is included.




Find the person who you think should get each card.

	<input type="text"/>		<input type="text"/>
	<input type="text"/>		<input type="text"/>
	<input type="text"/>		<input type="text"/>
	<input type="text"/>		<input type="text"/>

Match the person who should get each card. There may be more than one right answer.

 zoo keeper	 dentist	 teacher	 veterinarian
 date	 farmer	 librarian	 baker

There are matching activities. Directions on how to add color coding for differentiation is included.



What do you remember?

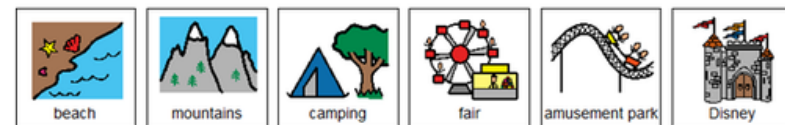
What did you have for breakfast?

How did you get to school?

What did you do last weekend?

How many or what kind of pets do you have?


What was your favorite vacation?



Things you don't forget

Christa Joy, Special Needs for Special Kids The Picture Communication Symbols ©1981-2019 by Tobii Dynavox. All Rights Reserved Worldwide. Used with permission. Boardmaker® is a trademark of Tobii Dynavox

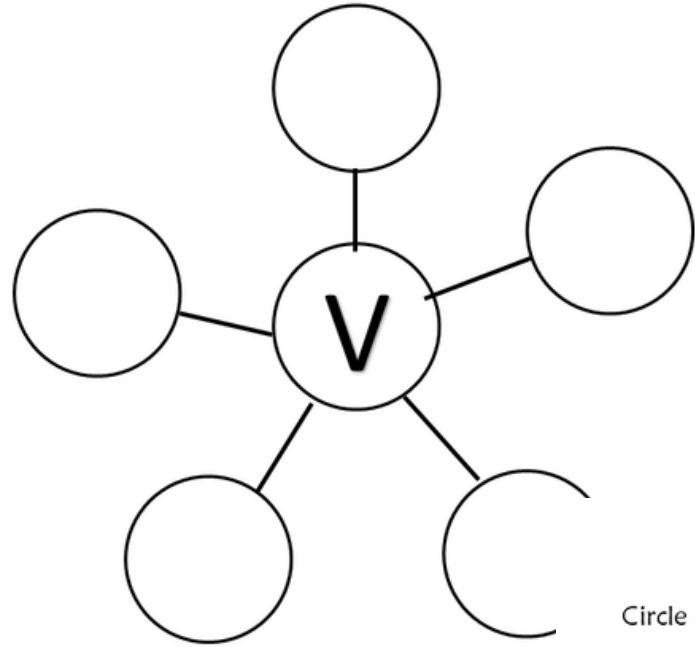
There are writing prompts. These are errorless activities that allow students to write a story independently.



Things you don't forget

Christa Joy, Special Needs for Special Kids The Picture Communication Symbols ©1981-2019 by Tobii Dynavox. All Rights Reserved Worldwide. Used with permission. Boardmaker® is a trademark of Tobii Dynavox

What are some things that are shaped like V?



Nilson Blvd

Jimmy asked the kids to not touch his bank. What does respecting others' property mean?

Respecting others' property means

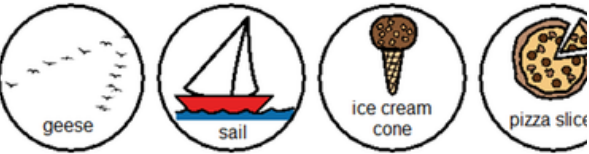
Respecting others' property means

Respecting others' property means

Respecting others' property means

Respecting others' property means

Circle or color in all the words that are l



Things on a slant

Christa Joy, Special Needs for Special Kids The Picture Communication Symbols ©1981-2018 by Tobii Dynavox. All Rights Reserved Worldwide. Used with permission. Boardmaker® is a trademark of Tobii Dynavox

dog

cat

waff

boop

bzzz

cske

plud

red

book

apple

oqqirl

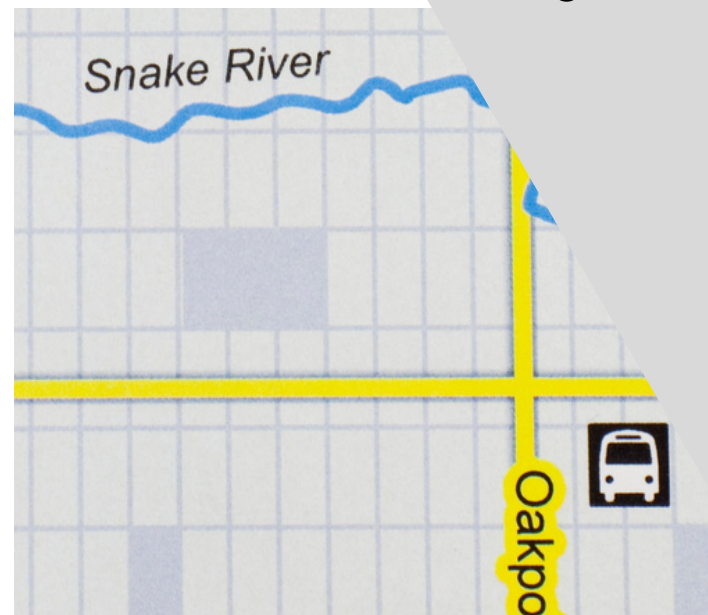
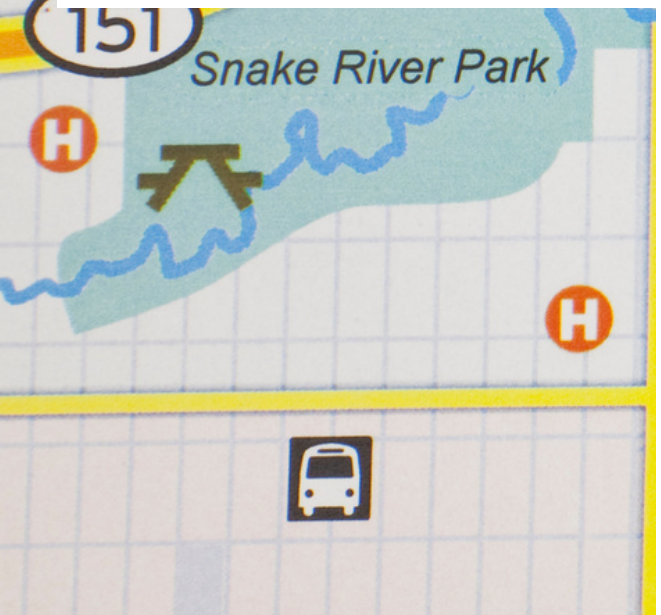
lion

best



The Second Note Christa Joy, Special Needs for Special Kids The Picture Communication Symbols ©1981-2018 by Tobii Dynavox. All Rights Reserved Worldwide. Used with permission. Boardmaker® is a trademark of Tobii Dynavox

Because there are so many activities, you can choose the ones that fit your students the best.




CH 4-6

1. Where is the tenant meeting held?




2. Did Mom like the apartment when she first saw it?



3. Who was Miranda's closest friend?



4. What was Miranda busy doing in her room?



5. Who taught Miranda how to tie knots?



Blvd



CH 13-14


1. What does Miranda do to Richard's arms so he can't use his hands when quizzing Mom?



2. What was Miranda surprised to learn was in the school?



3. Who/what did Miranda get for the dentist?



4. Why did some students go to the dentist in the school?



5. Did Marcus seem like a smart student?



This unit does come with comprehension questions. There are 5 questions for every 2 chapters. Each question has 3 picture choices. They are in color and black and white.

Answer key included!!



I realize there will be some students out there unable to do cutting activities. I have a blog post with ways to complete activities without a pair of scissors!!

[Click Here to read more!!](#)