

**WE DON'T EAT
OUR CLASSMATES**

LITERACY UNIT

**BAG
TO K
SCHOOL**

Special Needs for Special Kids



ALSO INCLUDES GOOGLE SLIDES



These literacy units are something I created and started using in my classroom. I had students with significant challenges and most were **non-readers**. This is a great way to expose all students to some great books.

Table of Contents

Pages	Activity
4-6	Vocabulary board
7-12	Circle map: ways to be a good friend
13-16	Sorting: things you should and should not eat
17-19	Sorting: things you think are delicious
20-24	Matching: what animals eat
25-29	What I like to eat
30-31	Terms of Use

In a separate file you will find:

- Directions and links to digital activities

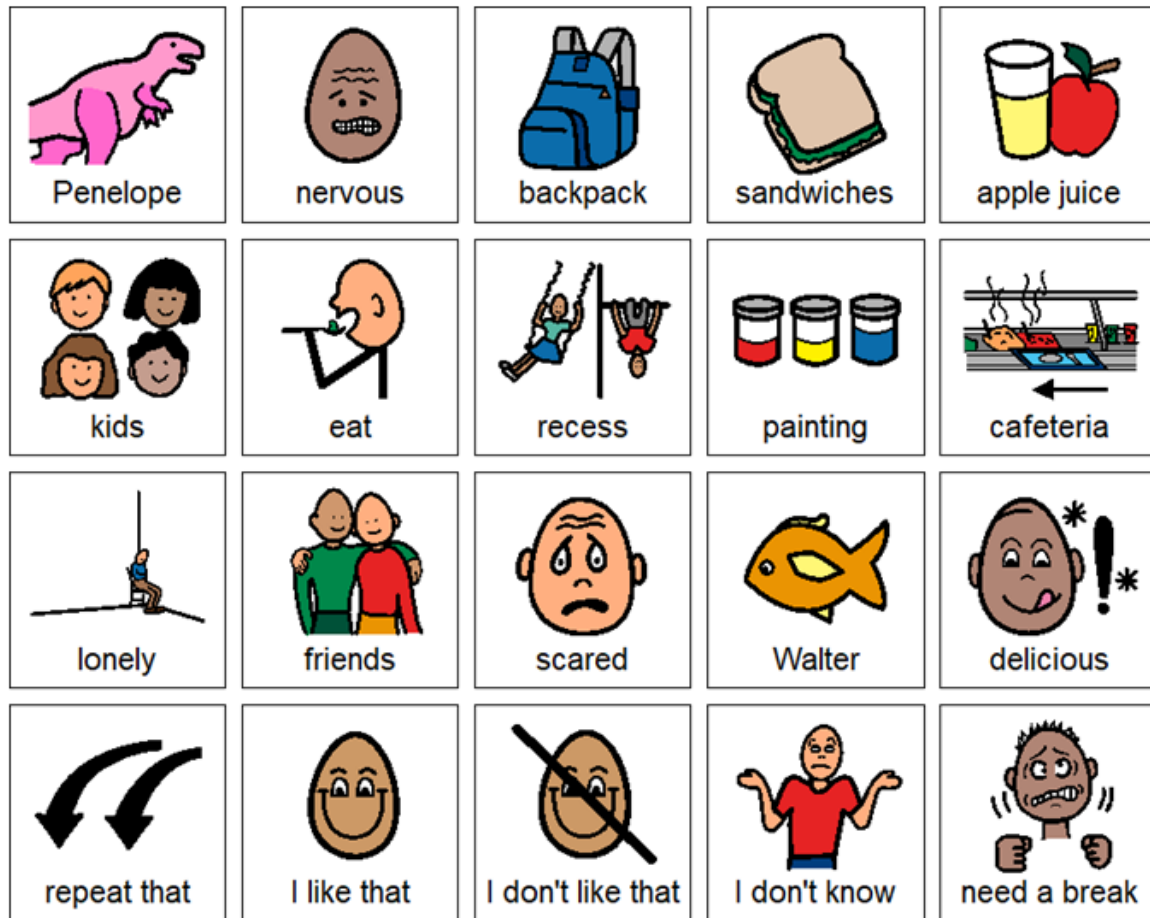
This unit has 5 activities to go with this book to last a full week of instruction.

There are 2 separate files, one in color and one in black and white.

This unit comes with a storyboard.

Storyboards are great for ALL students to assist with participation and engagement in group discussions.


Tips on how to use in the unit!!




Christa Joy, Special Needs for Special Kids
The Picture Communication Symbols ©1981-2018 by Tobii Dynavox. All Rights Reserved
Worldwide. Used with permission. Boardmaker® is a trademark of Tobii Dynavox

What does being a good friend look like?


Cut apart pictures and place inside circle to illustrate what a good friend looks like.




Cut apart pictures and place inside circle **ONLY IF** you think it is what a good friend looks like.





















There is a circle map showing ways to be a good friend. There is an option that only has correct answers and one that has wrong answers mixed in.




Penelope is told not to eat her classmates. What are some things that are okay to eat and not ok to eat.




 steak	 brownie	 grass	 leaves	 hot dog
 pizza	 spider	 Q-tip	 strawberry	 crayons
 Play-Doh	 watermelon	 paper clip	 pretzel	 penny
 popsicle	 napkin	 paper	 waffle	 granola bar

Students will sort things that are ok and not ok to eat. Suggestions for differentiation are included.



What are some things you think are delicious and what are some things you think taste awful? Everyone's answers will be different.











 bread	 coleslaw	 crackers	 pumpkin pie	 radishes	 honey
 potato chips	 doughnut	 cherry pie	 ice cream	 olives	 sauerkraut
 brussel sprouts	 chili	 steak	 applesauce	 biscuit	 cheese
 Chinese	 French fries	 granola bar	 jello	 marshmallows	 pancakes
 peanut butter	 pickles	 pizza	 popcorn	 pretzel	 raisins


There is a sorting activity. Students will sort foods they think are delicious and those that are not. The answers may vary.



It turns out dinosaurs like to eat children, and goldfish like to eat dinosaurs. What do the animals below like to eat?

	<input type="text"/>		<input type="text"/>
	<input type="text"/>		<input type="text"/>
	<input type="text"/>		<input type="text"/>
	<input type="text"/>		<input type="text"/>


Match the food with the animal that would eat it. There might be more than one right answer.



Suggested answer key:

1. bear: fish
2. cow: grass
3. dog: dog food
4. snake: mouse
5. killer whale: seal
6. bird: worms
7. squirrel: nuts
8. owls: crickets

Students will match the food that each animal would most likely eat. Suggestions for differentiation are included.



What I like to eat

I am a and, I go to school.

My dad packs me to eat for lunch.

But I really like to eat .

They are and delicious.

You should try some with .




Christa Joy, Special Needs for Special Kids
The Picture Communication Symbols ©1981-2018 by Tobii Dynavox. All Rights Reserved Worldwide.
Used with permission. Boardmaker® is a trademark of Tobii Dynavox



Christa Joy, Special Needs for Special Kids
The Picture Communication Symbols ©1981-2018 by Tobii Dynavox. All Rights Reserved Worldwide.
Used with permission. Boardmaker® is a trademark of Tobii Dynavox

Students will write their own story about what they like to eat. They can pretend they are someone or something else if they would like. This is an errorless activity that allows students to write their own story independently.



Listen to We
Don't Eat our
Classmates
read aloud



There is a video of the book
read aloud. This is a video
from YouTube.



Great for review



delicious



awful

What are some things you think are delicious and what are some things you think taste awful?

















 bread	 coleslaw	 crackers	 pumpkin pie	 radishes
 potato chips	 doughnut	 cherry pie	 ice cream	
 brussel sprouts	 chili	 applesauce	 steak	
 French fries	 jello	 marshmallows	 pancakes	
 pickles	 popcorn	 pretzel	 raisins	 cheese

Christa Joy, Special Needs for Special Kids

The Picture Communication Symbols ©1981–2019 by Tobii Dynavox. All Rights Reserved
Worldwide. Used with permission. Boardmaker® is a trademark of Tobii Dynavox









There are digital versions of the activities included. Students click and drag the answers.

Perfect for every learning level

It turns out dinosaurs like to eat children, and goldfish like to eat dinosaurs. What do the animals below like to eat?

Match the food below with the animal most likely to eat it.

There are 2 sets, one that includes differentiation shown here.

This resource comes in a zipped folder. You will need to unzip the folder to access all the contents which include:

- ***Activities in color***
- ***Activities in black and white***
- ***Links and directions to digital activities***

Save money and get this part of my Back to School Literacy Bundle.

CLICK HERE

