

Special Ed

# WAR 1812



INCLUDES GOOGLE SLIDES

Special Needs for Special Kids



## For students who:

- are emerging or non-readers
- take alternate assessments
- are in special education
- short-attention span
- lack pre-requisite skills
- benefit from the use of pictures for support
- middle/high school

## Table of Contents

Pages	Activity
4-17	War of 1812 (easy version)
18-30	War of 1812
31-33	Vocabulary board
34-42	Vocabulary cards
43-59	Vocabulary cut and paste
60-65	Circle map
66-78	Large Timeline cards
79-86	Cut and paste timeline
87-99	Sudoku puzzle
100-101	Word search
102-107	Close worksheets
108-125	Assessment
126-127	Terms of Use

*This unit contains over 100 pages of material. I have included a detailed lesson plan to help you make the most of everything in this unit including how to add some group activities.*

## Day 2

Activity	Notes	Materials
Read or listen to a recording of the book (15 minutes)	<ul style="list-style-type: none"><li>• Read through the story, asking lots of questions</li><li>• Continue to make connections between book and vocabulary board</li></ul>	<ul style="list-style-type: none"><li>• Book</li><li>• Vocabulary board</li></ul>
Vocabulary cards I Spy Game (10 minutes)	<ul style="list-style-type: none"><li>• I play this game, or variations of it the first few days<ul style="list-style-type: none"><li>◦ Determine how many cards your students can handle in front of them. This can vary, some students may be able to have all the cards, so may only be able to handle a field of 3-5</li></ul></li><li>• Since this is the first time playing this game, I make it easy. Hold up a card, and have students find the matching one and hold it up</li><li>• Discuss relevant points on the card<ul style="list-style-type: none"><li>◦ You can also play this game in this manner having them find the symbol on their vocabulary board</li></ul></li></ul>	<ul style="list-style-type: none"><li>• Vocabulary cards (student set and teacher set)</li><li>• Vocabulary board</li></ul>
Large Timeline Cards (10 minutes)	<ul style="list-style-type: none"><li>• Pass the cards out to the students and have them arrange themselves in the correct order</li><li>• Have each student step forward as you talk about their card</li></ul>	<ul style="list-style-type: none"><li>• Large timeline cards</li></ul>
Circle map review (5 minutes)	<ul style="list-style-type: none"><li>• Review the circle map completed yesterday</li></ul>	<ul style="list-style-type: none"><li>• Circle map completed yesterday</li></ul>
Timeline cut and paste activity (10 minutes)	<ul style="list-style-type: none"><li>• Have students complete the cut and paste timeline activity</li></ul>	<ul style="list-style-type: none"><li>• Cut and paste timeline</li><li>• Scissors</li><li>• glue</li></ul>
Sharing (10 minutes)	<ul style="list-style-type: none"><li>• Each student shares their activity with the group using the communication method of their choice</li></ul>	<ul style="list-style-type: none"><li>• Completed activity</li><li>• Communication devices</li></ul>

6 days

There is a detailed lesson plan with:

- suggestions
- overview
- daily step-by-step guide



This unit comes with a vocabulary board.

Vocabulary boards are great for ALL students to assist with participation and engagement in group discussions.


Tips on how to use in the unit!!

In October of 1812, General Isaac Brock was killed at **Battle of Queenstown Heights**.



This was the first major battle of the war and was won by the British despite the death of their leader General Brock. American troops tried to invade Canada but were poorly prepared and easily defeated.

Christa Joy, Special Needs for Special Kids



Great Britain won the **battle at Bladensburg** and burned the capitol building and the white house.

There are 2 books with this unit. This one is a simple version with less detail.

Both come in pdf versions as well as a voice recorded powerpoints (so you don't have to print it out.)

### War 1812

War in the United States against Great Britain that was between 1812-1815.



### shipping laws

Rules on where and what ships could carry as well as who could navigate them.



### USS Constitution

Large US ship that fought and won many battles.



### Battle at Bladensburg

Battle won by the British. They invaded and burned the capitol.



### War 1812

War in the United States against Great Britain that was between 1812-1815.



### shipping laws

Rules on where and what ships could carry as well as who could navigate them.



### USS Constitution

Large US ship that fought and won many battles.



### Battle at Bladensburg

Battle won by the British. They invaded and burned the capitol.

### Fort McHenry




### Treaty of Ghent



### James Madison

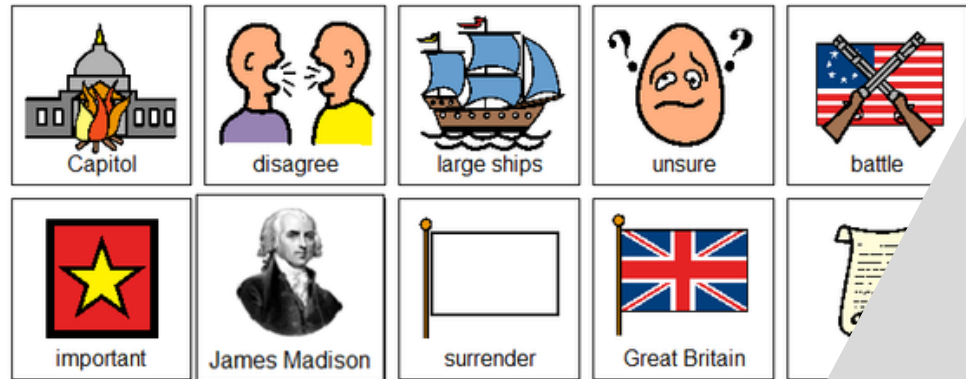
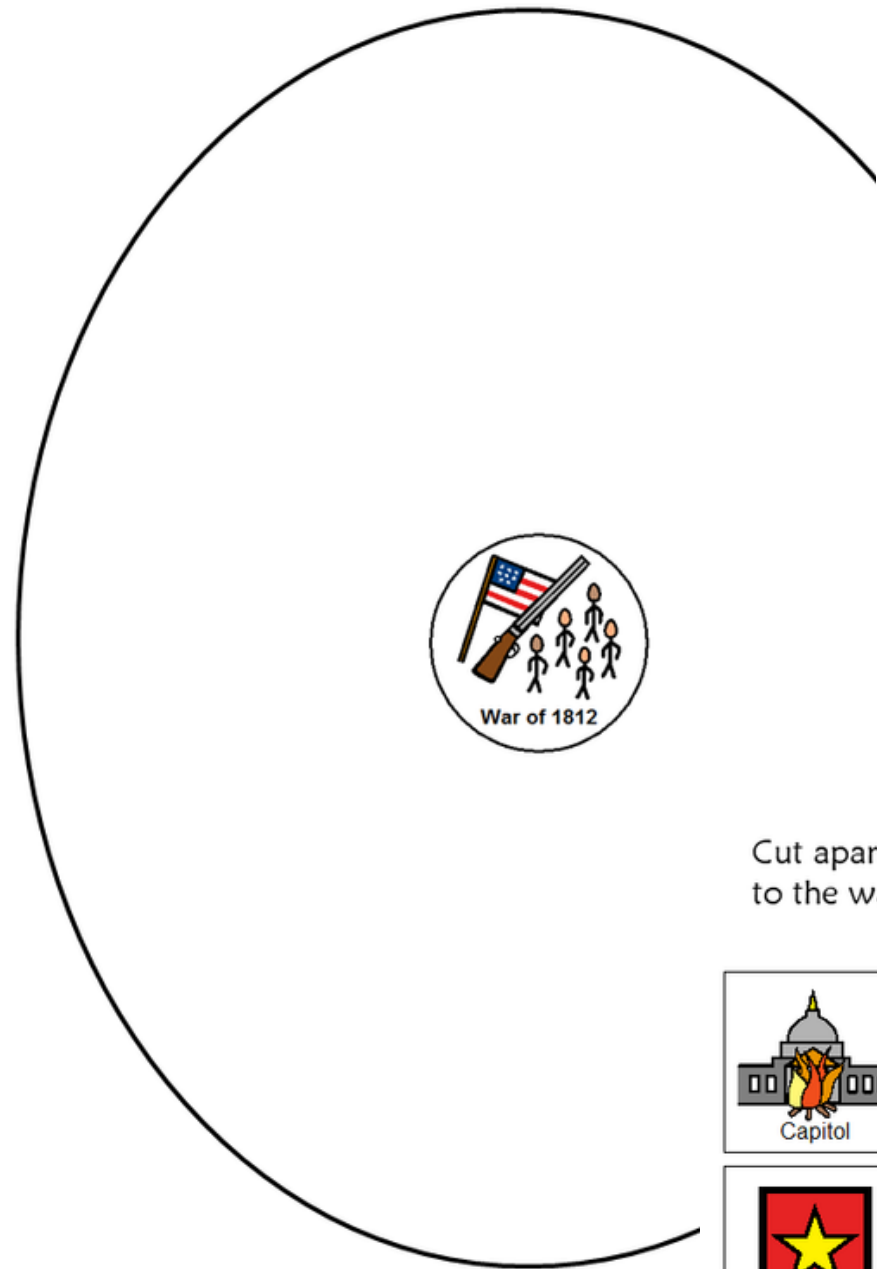


### Fort Michilimackinac




This unit comes with 16 vocabulary cards.

Every day students will do a group activity using these cards to get more familiar with words that are likely new to them.



Cut apart pictures and place in circle map **ONLY IF** they relate to the war of 1812.



There is a circle map, that is a general review of the war.

Circle maps are a great way for students to see the concept at a glance. There are 2 versions:

- One is errorless
- One has wrong answers mixed in so students will have to set aside





## September 1813

Captain Perry defeats the British at the Battle of Lake Erie

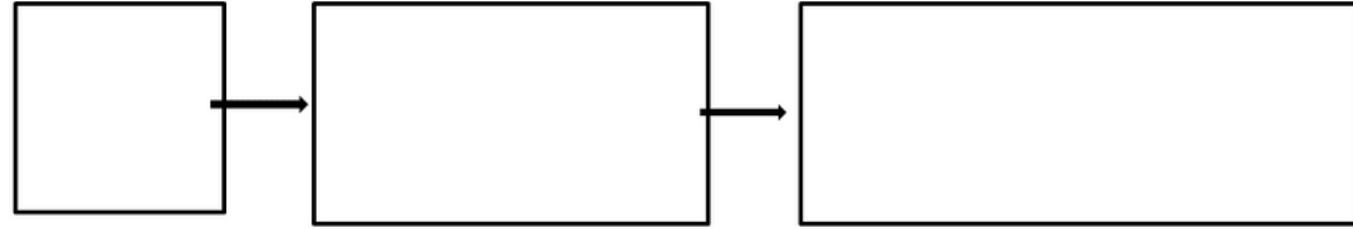


*There are large timeline cards that review major events from the war. There are directions for a group activity to do with these cards.*

June 1812

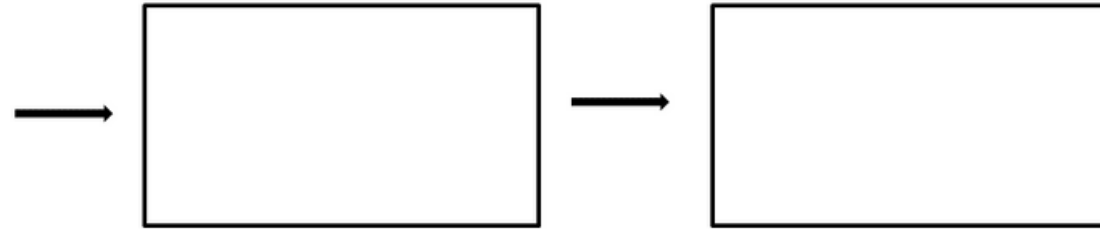
July 1812

October 1812



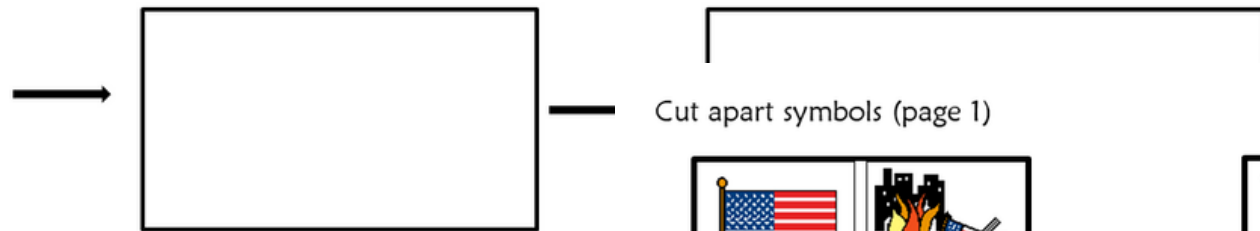
April 1813

May 1813

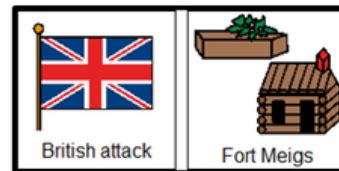
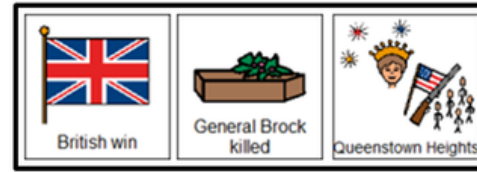
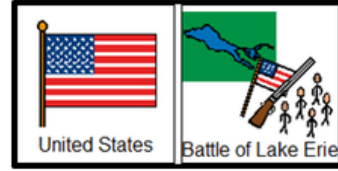


September 1813

October 1813
























Cut apart symbols (page 1)



Students will complete a cut and paste timeline using the same events and symbols from the large cards.

There is an answer key included.

# War 1812

 USS Constitution			 Queenstown Heights	 Treaty of Ghent
 Queenstown Heights	 Great Britain	 USS Constitution	 Madison	
 Treaty of Ghent	 Madison	 Queenstown Heights	 capitol	
 Queenstown Heights	 capitol	 Madison	 USS Constitution	
 USS Constitution	 Great Britain	 Madison	 Queenstown Heights	
	 Treaty of Ghent		 capitol	

 Treaty of Ghent	 Treaty of Ghent	 Treaty of Ghent	 Capitol
 Capitol	 Great Britain	 Great Britain	

## War 1812

F B L X P L A T T S B U R G H I S S W C  
R R Z Z Y Q D B G L U N D Y S L A N E D  
J I F J F U X D C Z V K Y M U H H D E H  
O T E X H E I Y Q M E F U N S R B J N Q  
A I M D P E B H J W B O Q U S B V U Q Y  
A S X C Y N E W M R G R A M C L P D Z H  
Z H W H S S L A K U Z T W I O A F P H I  
I M O S G T B C F Y E M T C N D Q U R A  
B M I F X O D I Y C C E R H S E P J K E  
K V A O N W M T W H I I E I T N G M Y L  
S D K R J N D Y Q G C G A L I S A F Y A  
L V C T A H G O J M I S T I T B B Z Q K  
O O H M P E T F Y P D M Y M U A J Q E  
T J I C C I E Y M Q U N O A T R J Z Z E  
P M P H M G C O A F Y B F C I G P H M R  
Z U P E T H U R D N G J G K O I O S Q I  
Y U E N A T M K I Z F G H I N Y X I C E  
V X W R I S S I S L J I E N D Y B I J P  
T J A Y M J E T O S S E N A V U E X X D  
G A V R C Y H H N B I T T C T S Z V F I

Queenstown Heights Michilimackinac USS Constitution Treaty of Ghent  
Fort McHenry Plattsburgh Bladensburg City of York  
Lundy's Lane Fort Meigs Lake Erie Chippewa  
British Tecumseh Madison

There are vocabulary puzzles to review the new words in the unit.

Multiple versions and suggestions for differentiation are included.

## War of 1812

1. The War of 1812 was between the United States and .

2. The war started over unfair .

3.  was president of the US and declared war on the British.

4.  won many battles for the United States that were fought on water.

5. Most of the war was fought on  territory.



shipping laws



USS Constitution



Great Britain



United States



James Madison

## War of 1812

6. The  won the first major battle at Queenstown.

7. The US won the battle at  easily from the  as they burned the city.

8. The British set fire to the . The only time this has ever happened.

9. The  was signed to end the war.

10. Because the treaty was signed overseas, it took several  before the US knew the war was over.



Capitol



months



Treaty of Ghent



British




City of York


Close worksheets are a great informal assessment. This unit has 10 questions that are a general review of the war.

Answer key included.

1. Who was the war of 1812 was against?



2. Who was president of the United States and declared war?




3. What was one of the main reasons the war was started?



4. Who won the first battle at Queenstowr



5. Why were the British so angry after the



1. Who was the war of 1812 was against?

- A. Great Britain
- B. Canada
- C. Japan

2. Who was president of the United States and declared war?

- A. Jefferson
- B. Madison
- C. Lincoln

3. What was one of the main reasons the war was started?

- A. Slavery
- B. Lack of food
- C. Shipping laws

4. Who won the first battle at Queenstown Heights?

- A. Untied States
- B. British
- C. No one

5. Why were the British so angry after the battle at City of York?

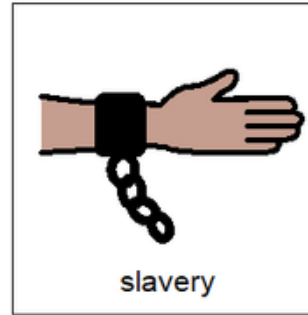
- A. US set fire to city
- B. Confused
- C. They won

6. Which of the Great Lakes did the US keep control of?


- A. Lake Erie
- B. Sailboat Lake
- C. Baltic Sea

Print onto cardstock or mount on index cards. Cut pictures apart and show student answer choices for each question.

Q 3



Version 3



FINALLY the assessment!!  
There are 3 versions. This version has 10 questions with 3 picture choices for each question.

Answer key included.

- *All of these units include digital versions of the activities. These simply require the student to click and drag the answers. There is no drawing or typing involved.*
- *There are 2 complete sets of slides. One set is differentiated using color.*

**Make great independent learning centers.**

Watch the movie  
on the War of  
1812



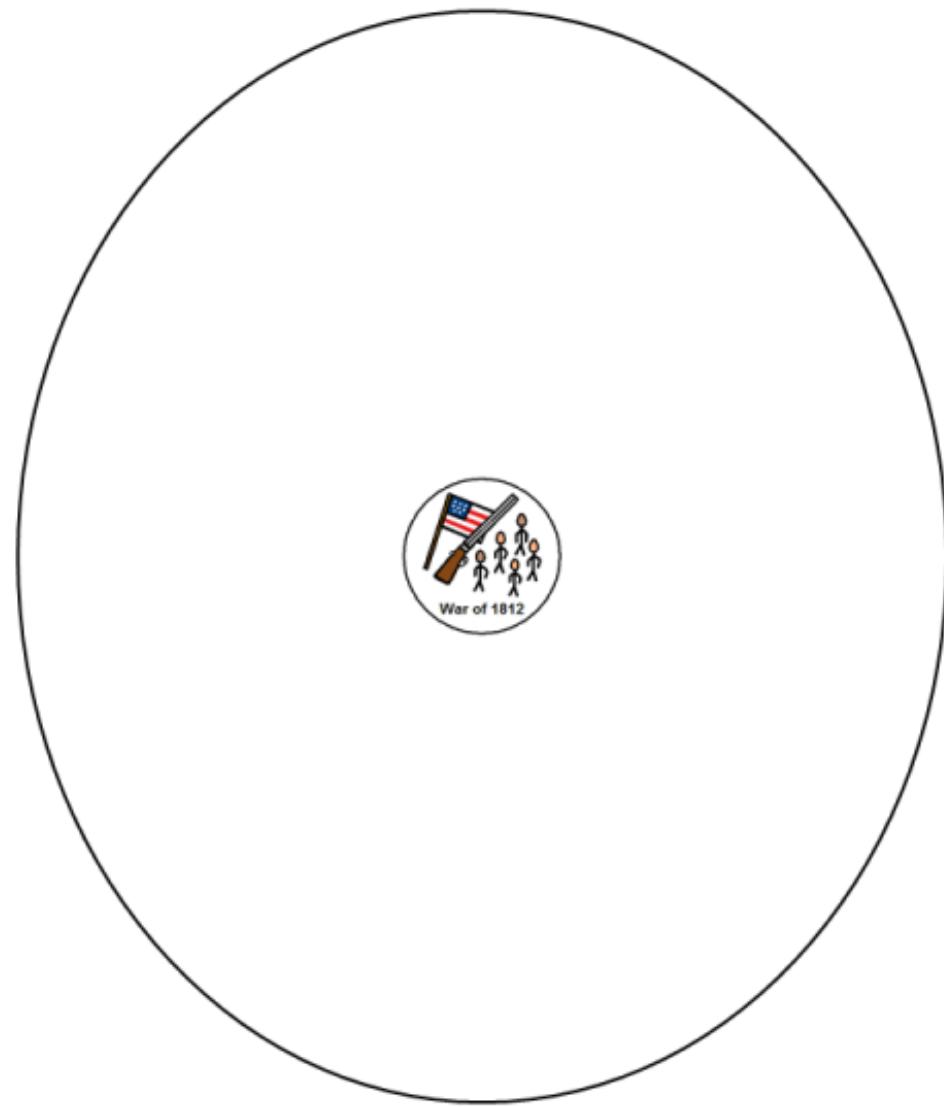
The war of 1812 was a very important war.

Christa Joy, Special Needs for Special Kids

*This unit also includes digital versions of the activities.*

*Students can watch a movie book version of the book rather than printing it out.*

Use for more review.



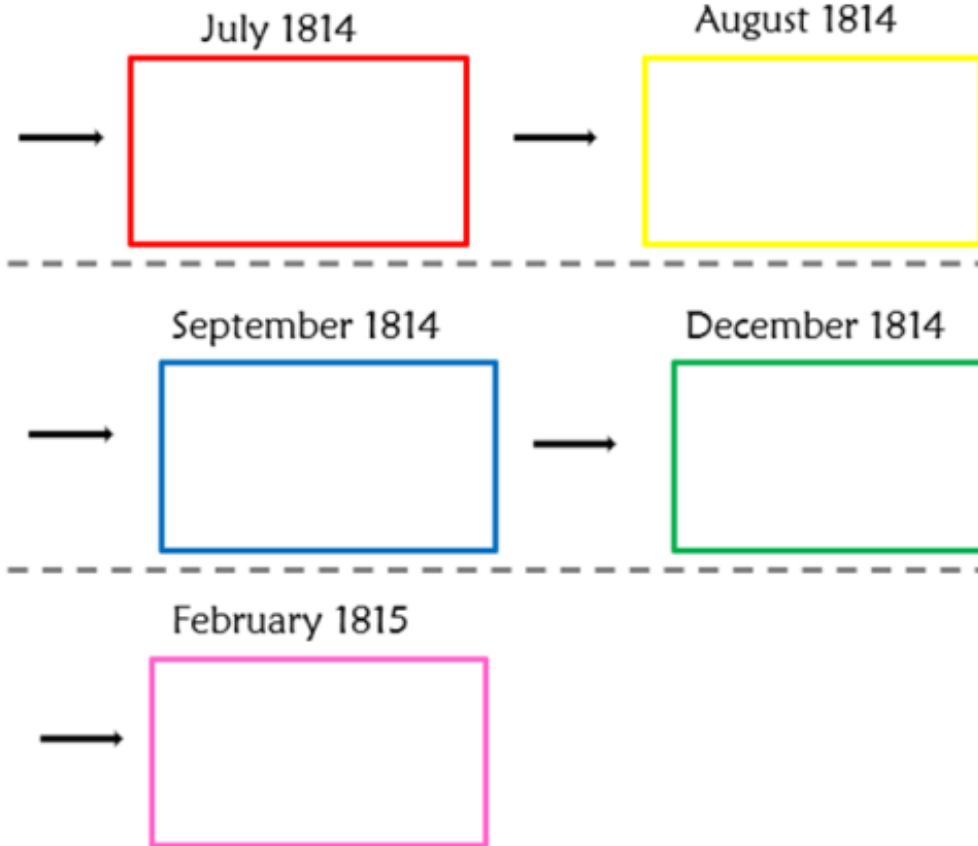
Place the pictures in circle map about the War of 1812.



Each activity is set up so students can click and drag answers. No typing is required.



# Perfect for any learning level.



Place the pictures in the correct location on the timeline.



The second set of slides uses color for differentiation and extra support for students who may need it. Mix and match slides from both sets to make the perfect set for each student.