

Special Ed

**EMERGENCY
EQUALS
FREEDOM**

VOICE OF FREEDOM FANNIE LOU HAMER LITERACY UNIT



BLACK HISTORY MONTH



Special Needs for Special Kids

ALSO INCLUDES GOOGLE SLIDES



These literacy units are something I created and started using in my classroom. I had students with significant challenges and most were **non-readers**. This is a great way to expose all students to some great books.

Black History Month:

Voice of Freedom: Fannie Lou Hamer

Literacy Unit for Special Education
By
Christa Joy
Special Needs for Special Kids



Table of Contents

Worksheet pages	Title
4-5	Story Board
6-9	Circle map on Fannie Lou Hamer
10-12	Circle map on civil rights
13-14	Word map: sharecropping
15	Word map: segregation
16-20	Sequence main events
21-23	Writing prompt: Fannie Lou Hamer as a hero
24-25	Terms of Use

In a separate files you will find:

- Activities in BW
- Link and directions for digital activities (including the book read aloud)

This unit has **35 pages plus 12 google slides**. There are 5 activities to go with this book to last a full week of instruction.

There are 2 files, one with activities in color and one with activities in black and white.



This unit comes with a storyboard.

Storyboards are great for ALL students to assist with participation and engagement in group discussions.

Tips on how to use in the unit!!


Who was Fannie Lou Hamer?

Errorless version

Place the following pictures in the circle map on the previous page to show who Fannie Lou Hamer was.




Place the following pictures in the circle map on the previous page **ONLY IF** it shows who Fannie Lou Hamer was.

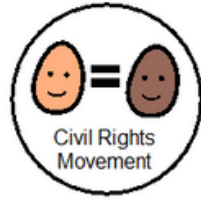
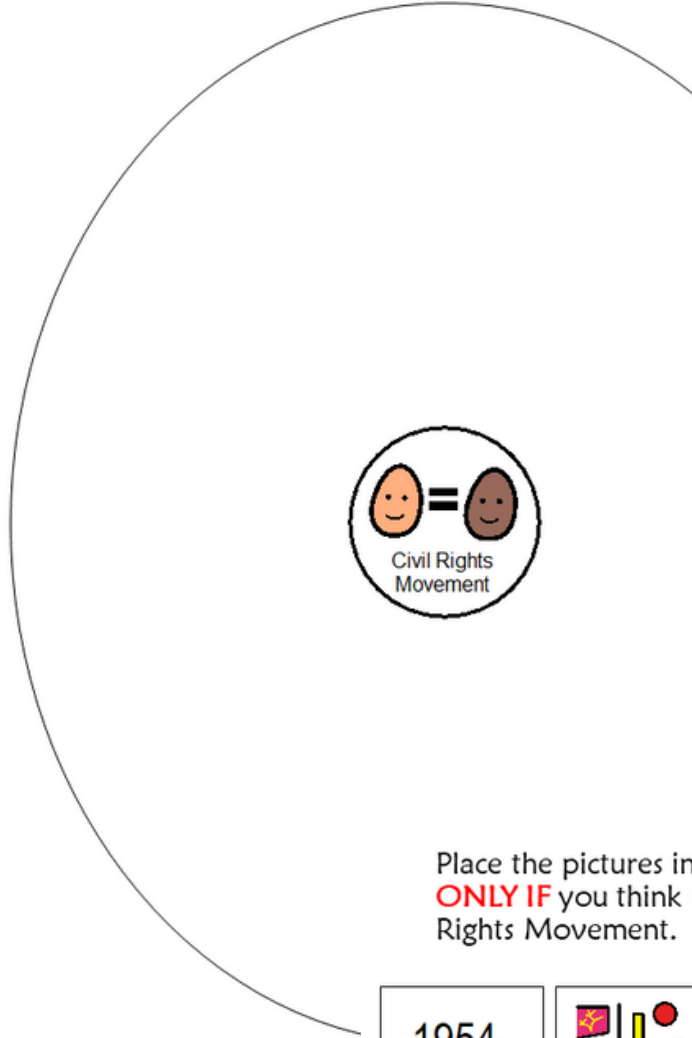


Christa Joy, Special
The Picture Communication Symbols ©1987
Worldwide. Used with permission. Board

There is a circle map on some things about Fannie Lou Hamer. There is an option that only has correct answers and one that has wrong answers mixed in.



What do you know about the Civil Rights Movement?



Errorless version


Place the pictures in the circle map on previous page showing some facts about the Civil Rights Movement.

1954-1968	Jim Crow laws	fight to vote	fight for equality	Rosa Parks
Martin Luther King	many went to jail	stop segregation	Civil Rights Act	marches

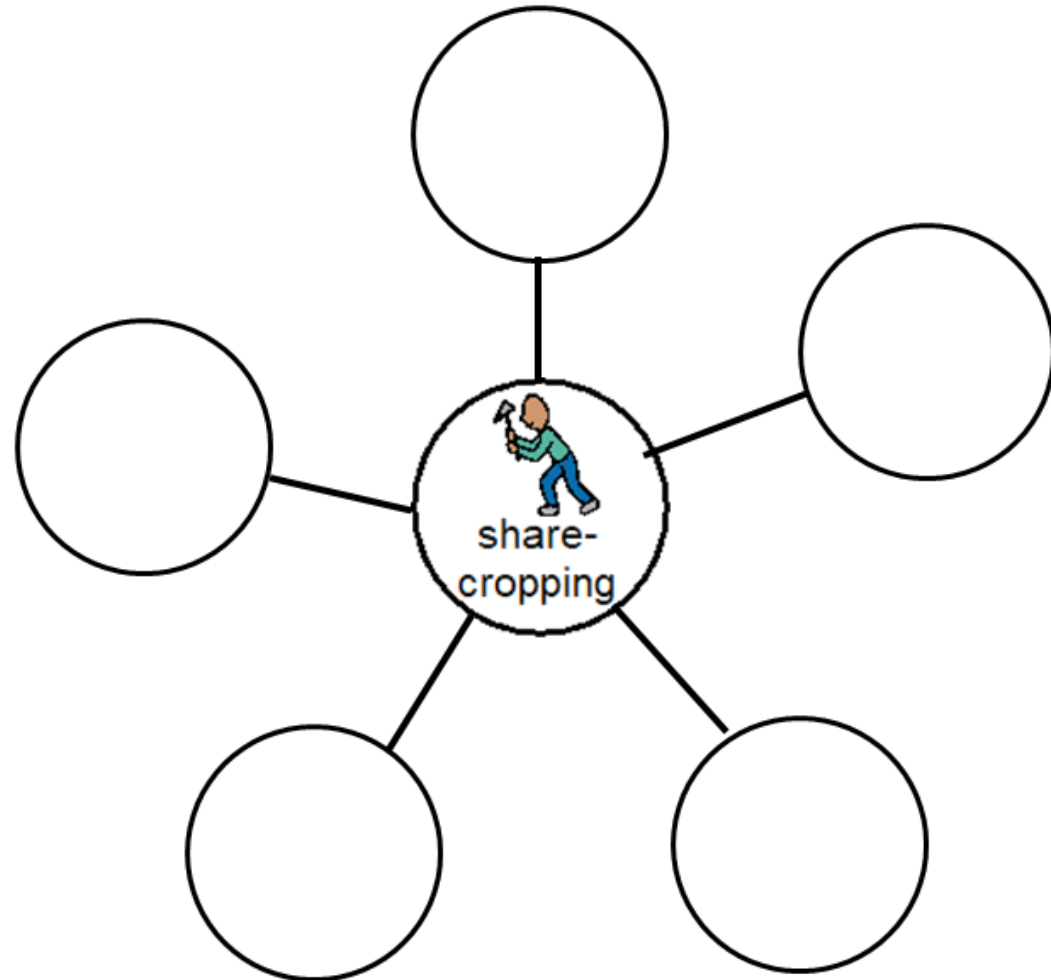
Place the pictures in the circle map on previous page **ONLY IF** you think it shows some facts about the Civil Rights Movement.

1954-1968	easy time	fight to vote	outer space	Rosa Parks
Martin Luther King	many went to jail	stop segregation	Civil Rights Act	marches
Franklin	Jim Crow laws	paint	fight for equality	cell phone

There is a circle map of some facts about the civil rights movement. There is an option that only has correct answers and one that has wrong answers mixed in.

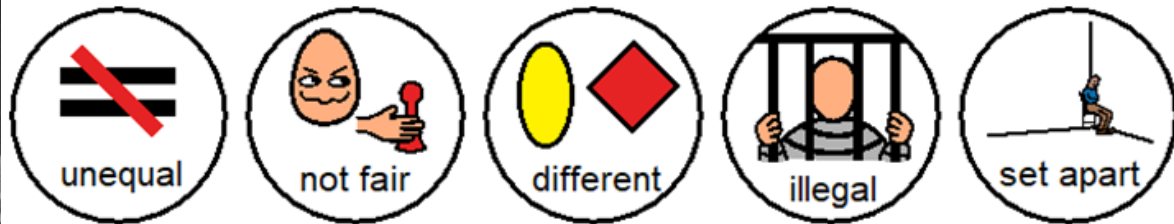
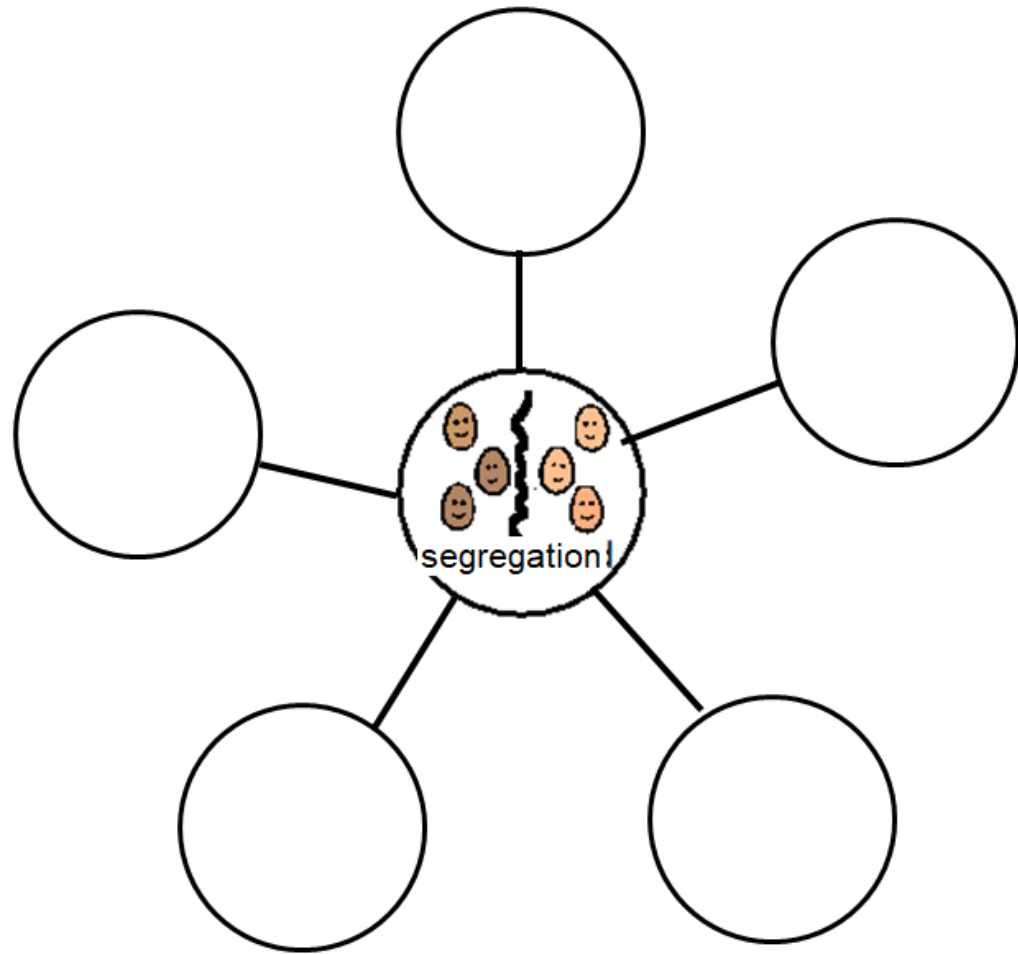


What does sharecropping mean?



Students will complete a thinking map on what sharecropping means. This is an errorless activity.

What does segregation mean?



ChristaJoy, Special Needs for Special Kids
The Picture Communication Symbols ©1981–2018 by Tobii Dynavox. All Rights Reserved
Worldwide. Used with permission. Boardmaker® is a trademark of Tobii Dynavox

Students will complete a thinking map on what segregation means. This is an errorless activity.



Put the events in the order they occurred in Fannie Lou Hamer's life. A lot happened to her, these are just a few of the highlights.

1	<input type="text"/>	6	<input type="text"/>
2	<input type="text"/>	7	<input type="text"/>
3	<input type="text"/>	8	<input type="text"/>
4	<input type="text"/>	9	<input type="text"/>
5	<input type="text"/>	10	<input type="text"/>




Students will sequence some of the main events in Fannie Lou Hamer's life. There is a color-coded option included (shown here).

Color-coded version

 married	 put in jail	 AFRICA	 runs for Congress	 pass voting test
 Dad dies; takes care of her mom	 beaten in jail	 runs for Congress	 service award	 adopts 2 girls

Christa Joy, Special Needs for Special Kids
The Picture Communication Symbols ©1981-2019 by Tobii Dynavox. All Rights Reserved
Worldwide. Used with permission. Boardmaker® is a trademark of Tobii Dynavox



Fannie Lou Hamer is a hero

Fannie Lou Hamer was a hero. She was very .

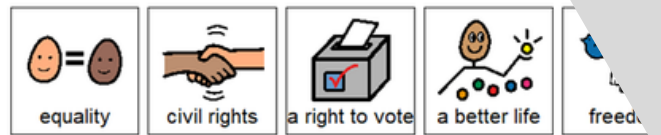

She fought for .




She was in the process.

But she kept for a better life.

Fannie Lou Hamer was a person.



Students will write a story about why Fannie Lou Hamer is a hero. This is an errorless activity.



FREEDOM

**WE
MARCH
FOR**

INTEGRATED

SOLS

W

VOICE OF FREEDOM FANNIE LOU HAMER

*SPIRIT OF THE
CIVIL RIGHTS MOVEMENT*




CAROLE BOSTON WEATHERFORD

**Illustrated by
EKUA HOLMES**

Listen to Voice
of Freedom
read aloud

There is a video of the
book read aloud. This is
a video from YouTube.



FREEDOM

WE
MARCH
FOR

Place some of the pictures in circle map showing some things about Fannie Lou Hamer.



There are digital versions of the activities included. Students click and drag the answers.

FREEDOM

WE MARCH FOR

Fannie Lou Hamer is a hero

Fannie Lou Hamer was a hero. She was very

She fought for

She was

in the process.

But she kept

for a better life.

Fannie Lou Hamer was a

person.



Choose a word to finish each sentence.

 brave	 determined	 smart	 strong	 important
 equality	 civil rights	 a right to vote	 a better life	 freedom
 hurt	 put in jail	 forced to hide	 forced to leave	 working
 hoping	 waiting	 fighting	 speaking out	 working
 great	 wonderful	 important	 strong	 heroic

There are 2 sets, one that includes differentiation shown here.



I realize there will be some students out there unable to do cutting activities. I have a blog post with ways to complete activities without a pair of scissors!!

[Click Here to read more!!](#)