

**Special Ed**

# THE VIEW FROM SATURDAY

30 activities

5 questions/  
chapters



Special Needs for Special Kids



These novel units are something I created and started using in my classroom. I had students with significant challenges and most were **non-readers**. They were the best thing I ever did, and my students LOVED them.

## Table of Contents

Worksheet pages	Title	Chapter
5-6	Suggestions for use	
7	Story board	
8	Title and Author	
9-11	Things you can try out for in school	1
12-13	Writing a thank you letter	Noah
14-16	Things at a wedding	Noah
17	Diversity	2
18-20	Things that make people nervous	Nadia
21-22	Loggerhead sea turtles	Nadia
23-24	Match the keychain to the owner	Nadia
25-26	Safe places in a storm	Nadia
27-28	Sort grades	3
29	Saying hello	Ethan
30-32	Sign of a bully	Ethan
33-34	The perfect gift	Ethan
35-36	The day I would live over	Ethan
37-39	Ways to lift someone up	4
40-41	Dog commands	Julian
42-44	Ways to send a message	Julian

## Table of Contents

Worksheet pages	Title	Chapter
45-47	Good and bad things to feed a dog	Julian
48	Difficult decisions	Julian
49	Which would you choose?	5
50-51	Ways to get the teacher's attention	6
52-54	Practice makes perfect story	7
55-56	What are you willing to practice?	7
57-58	Things that make you embarrassed	7
59-60	Bible and music categories	8
61-63	Afternoon Tea	8
64-65	Acronyms	9
66-67	Being a good sport	10
68	What is a journey?	11
69-71	What is kindness?	12
72-74	Additional novel units	
75-76	Terms of use	

This novel unit has **30** different activities. These activities are NOT comprehension-based. So, even if your students do not pay attention, they can still complete the activity.

## Loggerhead Sea Turtles

Here are some cool facts about these turtles:

- Loggerhead sea turtles will travel thousands of miles to lay their eggs on the same beach where they were born.
- They get their name from their over-sized head which looks like a log when in the water.
- Live in oceans all over the world except where it is really cold like the Arctic and Antarctic.
- Females lay eggs every 2-3 years.
- The eggs take about 2 months to hatch.
- The baby turtle will stay just under the sand until the sun is set then rush to the ocean in order to avoid predators like raccoons, crabs, and larger birds.



Christa Joy, Special Needs for Special Kids The Picture Communication Symbols ©1981-2019 by Tobii Dynavox. All Rights Reserved Worldwide. Used with permission. Boardmaker® is a trademark of Tobii Dynavox

21

Complete the fact sheet below about Loggerhead Sea Turtles.

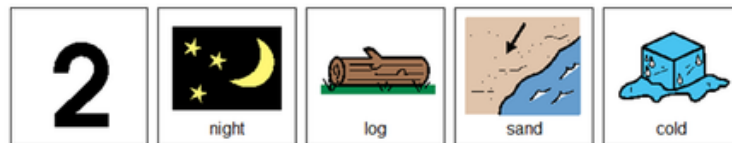
1. Sea turtles lay their eggs in the .

2. It takes about  months for the eggs to hatch.

3. Sea turtles do not live in  water.

4. Their heads look like a .

5. The baby turtles rush to the ocean at .



Christa Joy, Special Needs for Special Kids The Picture Communication Symbols ©1981-2019 by Tobii Dynavox. All Rights Reserved Worldwide. Used with permission. Boardmaker® is a trademark of Tobii Dynavox

22

For example, one of the main characters helps rescue a bunch of sea turtles. In this activity, students will read a short information passage on sea turtles and then answer some simple questions about them.

## Suggestions for Use

- I made this unit to go along with the book, *The View from Saturday* by E.L. Konigsburg.
- The thought is that you would be reading it aloud to your class at a rate of about ½ - 1 chapter per day.
- Be sure to give each student their own copy of the story board (pg. 7) to use while reading and discussing the story.
- Benefits of reading out loud, even to classes made up of severely affected students:
  - Teaches students to sit quietly even when there isn't something for them to do. This is such an important life skill. We all have to spend time sitting and listening to someone we are not that interested in at some point.
  - Parents will LOVE you. Not only will they be excited their child is being exposed to age appropriate material, but you are teaching them how to sit quietly, which will hopefully transfer to home as well.
  - Even with your lowest level learners, you will have 1 or 2 that will truly enjoy the story.
  - It can be a calming experience to sit and listen to the teacher read in a methodical way.

## Suggestions for Use

- For students who need more structure, place the number of post-it notes in front of him/her that corresponds to the number of pages you intend to read. Remove a post-it as you finish each page. This visual will help lessen their anxiety.
- You will find one or more activities for each chapter. You will still have plenty to choose from and that fit best with your students.
- Differentiation:
  - For any activity, you can quickly differentiate for your lower level learners by using a color coding technique.
  - If sorting, outline each sorting category a certain color and then outline the corresponding pictures the same color.
  - Becomes a matching task.
- There are comprehension questions to accompany this unit. There are 5 questions for every chapter with 3 picture answer choices. You will find these (in color and BW) in a separate file.

Suggestions on how I found this activity worked best in my classroom are provided. I typically had 6-8 students with one adult assistant in the room with me.

# The View from Saturday

Novel Unit  
for Special Education

By  
Christa Joy  
Special Needs for Special Kids



*This entire novel unit comes in 2 separate files. One is completely in color and one is completely in black and white.*

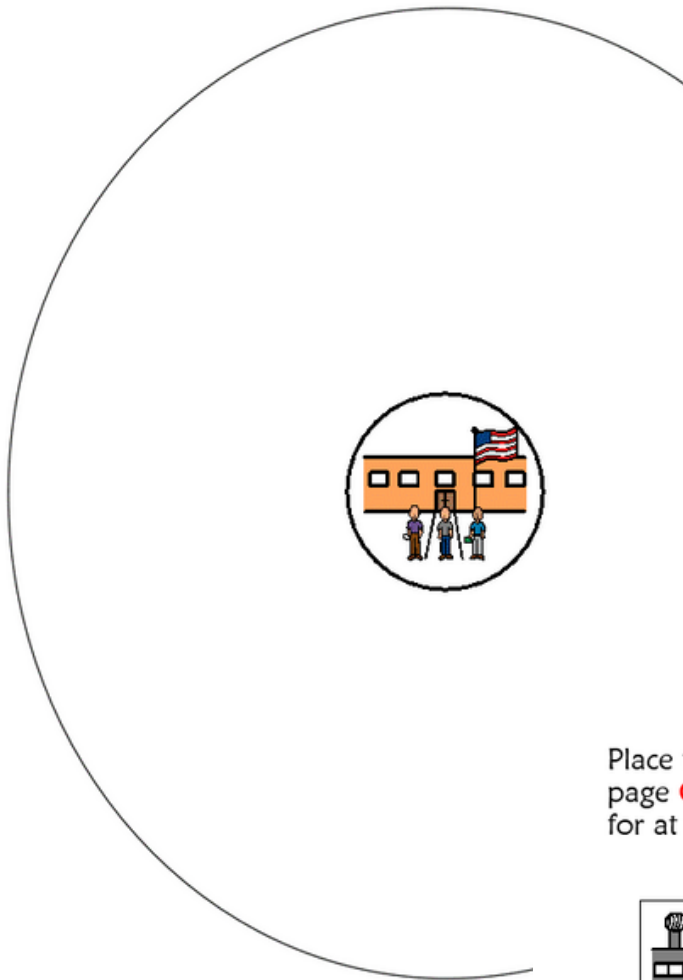


This unit comes with a vocabulary board.

Vocabulary boards are great for ALL students to assist with participation and engagement in group discussions.

Tips on how to use in the unit!!


What are some things you can try out for at school?



Place the following in the circle map on the previous page showing things you could try out for at school.




Place the following in the circle map on the previous page **ONLY IF** you think it is something you could try out for at school.



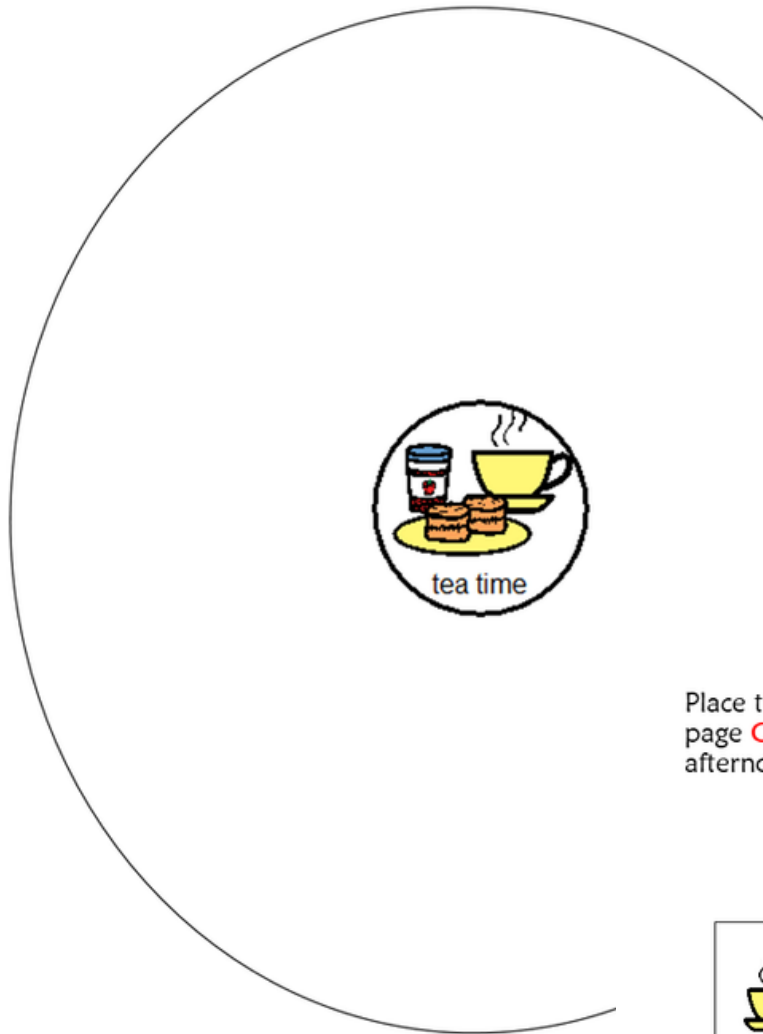
There are circle maps in this unit.

Circle maps are a great way for students to see the big idea.





What are some things commonly served at afternoon tea?



Place the following in the circle map on the previous page showing things that are commonly served at afternoon tea.



Place the following in the circle map on the previous page **ONLY IF** you think they would be served at afternoon tea.



Each circle map comes with 2 choices:

An errorless option with only correct answers

An option that has wrong answers mixed in




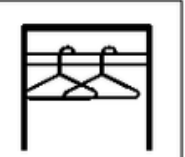











students will need to set aside.

A strong storm was threatening the turtles and washing them ashore. Where are some safe and unsafe places you can be in a bad storm?




--	--

Sort the following into the correct column on the previous page. If you are not sure, place it on the middle line.




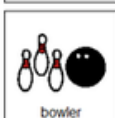






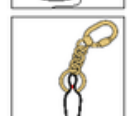





 golf course	 basement	 hill	 closet	 outside
 by a flagpole	 near a window	 in school	 under a tree	 in the mall
 in a bathroom	 in a field	 in a car	 inside	 flying a kite

There are sorting activities.




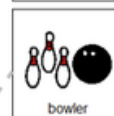












Directions on how to add color coding for differentiation is included.




Match the key chain to the owner.

	 football player
	 bowler
	 baker
	 seamstress
	 artist
	 magician
	 carpenter
	 runner

Match the key chain to the owner.

	 football player
	 bowler
	 baker
	 seamstress
	 artist
	 magician
	 carpenter
	 runner

There are matching activities. Directions on how to add color coding for differentiation are included, or a differentiated version is included like this example.



# The day I would live over

The day I would live over would be

It was special because my

was there with me.

I remember it was


outside.

We spent a lot of time

When I think of that day it makes me



There are writing prompts. These are errorless activities that allow students to write a story independently.



Read or listen to each command below. Find the photo of the dog performing that command.

sit	down
heel	fetch

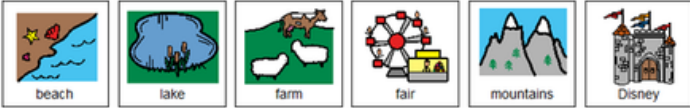


Mrs. Olinski decided she would choose the members of her team rather than have tryouts. In each scenario below, what would you choose. There is no right or wrong answer.

1. What would you pick for dessert?



2. Where would you go on vacation?



3. What pet would you choose?



4. What would you do to relax?

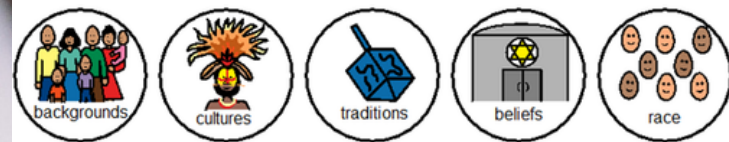
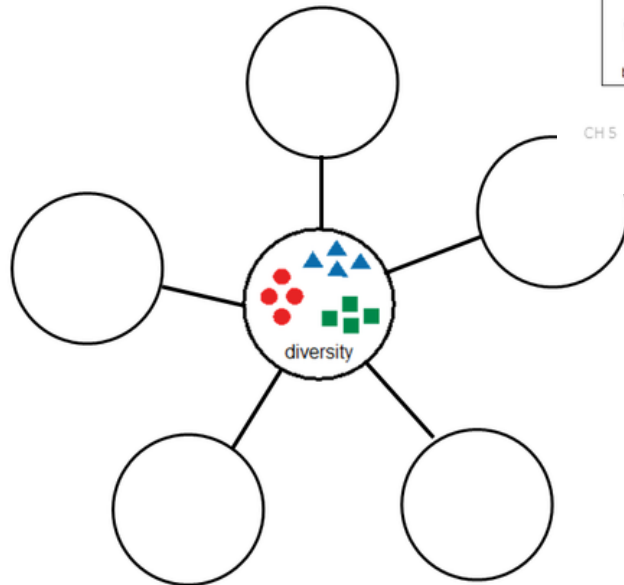


5. Who would you take on a trip to the moon?




Christa Joy, Special Needs for Special Kids  
The Picture Communication Symbols ©1981-2018 by Tobii Dynavox. All Rights Reserved  
Worldwide. Used with permission. Boardmaker® is a trademark of Tobii Dynavox

Diversity is when people have different:




Because there are so many activities, you can choose the ones that fit your students the best.

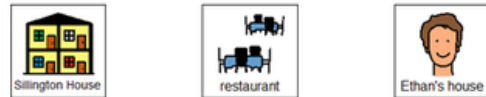


## CH 5


1. Was Mrs. Olinski having trouble choosing the members of her academic team?



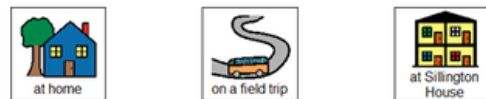
2. Where was Mrs. Olinski invited to tea?



3. Did Mrs. Olinski hold tryouts for the members of the team like the other teachers did?



4. Where was Mrs. Olinski when she decided on the members of her team?



5. Who was the last team member Mrs. Olinski chose?



CH 5

Christa Joy, Special Needs for Special Kids  
The Picture Communication Symbols ©1981–2020 by Tobii Dynavox. All Rights Reserved  
Worldwide. Used with permission. Boardmaker® is a trademark of Tobii Dynavox



## Nadia

1. Where did Nadia spend her summer?



2. How did Nadia's dad act most of the time?



3. What would Grandpa Izzy and Margaret look for on the beach?



4. What did Nadia notice that Ethan had on his key chain?



5. What were Nadia and the others trying to save the turtles from?



Nadia

Christa Joy, Special Needs for Special Kids  
The Picture Communication Symbols ©1981–2020 by Tobii Dynavox. All Rights Reserved  
Worldwide. Used with permission. Boardmaker® is a trademark of Tobii Dynavox

This unit does come with comprehension questions. There are 5 questions for every chapter. Each question has 3 picture choices. They are in color and black and white.

Answer key included!!



I realize there will be some students out there unable to do cutting activities. I have a blog post with ways to complete activities without a pair of scissors!!

**[Click Here to read more!!](#)**