

Special Ed



ALSO INCLUDES GOOGLE SLIDES

Special Needs for Special Kids



For students who:

- are emerging or non-readers
- take alternate assessments
- are in special education
- short-attention span
- lack pre-requisite skills
- benefit from the use of pictures for support
- middle/high school

Ukraine Unit

By
Christa Joy
Special Needs for Special Kids



Updated February 2023

Table of Contents

Pages	Activity
4-5	Vocabulary board
6-9	Circle map
10-11	Color in map of Ukraine
12-16	Sorting activity
17-18	Sunflower craft
19-29	Quiz
30-31	Terms of Use

Also included in this resource as separate files:

- Lesson plans
- Links and directions to digital activities
- PowerPoints **(these are the books in the lesson plans)**
- Voice recorded PowerPoint
- Activities in black and white

This unit contains 5 days of material that includes google slides. I have included a detailed lesson plan to help you make the most of everything in this unit including how to add some group activities.

There are 2 separate files, one in color and one in black and white.

Ukraine

Lesson Plan

Preparation

- Print out a vocabulary board for each student to use throughout unit
 - Laminate or place in page protector
- Book
 - Print out, laminate, and bind

Preassessment (do day 1 before starting lesson)

- Use the fact sheet to assess what your students may already know
- I cannot emphasize enough how important this step is. If you want to see growth, this preassessment is so important!!

Teaching Tips

1. *Color Coding:* this is a really easy way to add more structure to a matching activity. Outline or color in an empty box or sorting label. Outline or color in the corresponding picture symbols the same colors. Becomes a color matching task.
 - a. For more info, read more here:
<https://specialneedsforspecialkids.org/2015/09/05/using-color-coding-for-differentiation/>
 - b. I also have a blog post on differentiating one activity 3 ways:
<https://specialneedsforspecialkids.org/2018/10/22/differentiating-1-activity-3-ways-easily-and-effectively/>
2. *Make you own copies of the activities:* Every day I review the activity we did yesterday. For that reason:
 - a. I often complete the activity myself and often laminated it for easy review that I could use year after year.
 - b. My copies were also helpful as either a model for students who needed more support or as a way for more advanced students to self-check their work.
3. *Options for Use:* Turn any activity into a reusable file folder activity by laminating and adding Velcro.
 - a. For more info, watch this video here:
<https://www.teacherspayteachers.com/Product/Making-File-Folder-Activities-3474240>

The lesson plans contain:

Overall tips for teaching students with significant needs

Quick Look

Day	Activity
1	<ul style="list-style-type: none">• Book• Vocab board activity• Circle map
2	<ul style="list-style-type: none">• Book• Vocab board activity• Map activity
3	<ul style="list-style-type: none">• Book• Vocab board activity• Sorting activity
4	<ul style="list-style-type: none">• Book• Vocab board activity• craft
5	<ul style="list-style-type: none">• Quiz• YouTube video

The lesson plans contain:

A quick look at what you will do each day

Day 2

Activity	Notes	Materials
Read the book: Ukraine (10 minutes)	<ul style="list-style-type: none">• Read through the story, asking lots of questions• Continue to make connections between book and vocabulary board	<ul style="list-style-type: none">• Book• Vocabulary board
I Spy Game with vocabulary board (10 minutes)	<ul style="list-style-type: none">• Hold up one of the pictures from the board so only you can see it.• Describe it with as much detail as you can• Ask students to put their marker/counter on the picture they think you are holding• Turn it around and ask students to raise their hand if they got it correct	<ul style="list-style-type: none">• Vocabulary board cut apart• Vocabulary board
Circle map review (5 minutes)	<ul style="list-style-type: none">• Review the circle map completed yesterday	<ul style="list-style-type: none">• Circle map completed yesterday
Map activity (10 minutes)	<ul style="list-style-type: none">• Students will color in the map of Ukraine.• There are 2 versions. One has the country outlined in red for more support.• Make connections to other maps and globes you normally use in class	<ul style="list-style-type: none">• Map activity• Crayons or markers
Sharing (10 minutes)	<ul style="list-style-type: none">• Each student shares their finished map with the group using the communication method of their choice	<ul style="list-style-type: none">• Completed activity• Communication devices

The lesson plans contain:

Detailed instructions on how that day's lesson should run

This unit comes with a vocabulary board.

Vocabulary boards are great for ALL students to assist with participation and engagement in group discussions.

Tips on how to use in the unit!!



It has been a tough history, and many Ukrainians have died and suffered, but in 1991 Ukraine became an independent country when the former Soviet Union broke apart. This makes Ukraine one of the youngest countries in the world.



Christa Joy, Special Needs for Special Kids

Updated February 2023

There is a 39-page book with simple text and engaging photos.

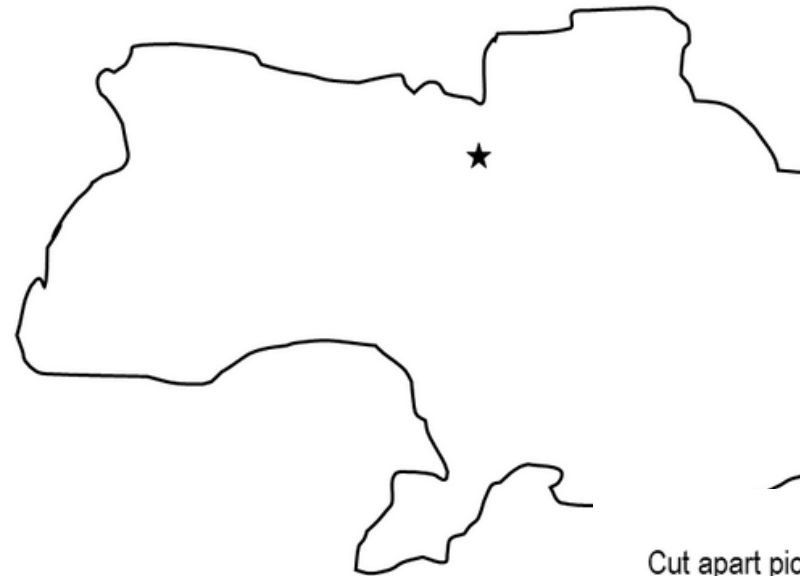
It comes in a PowerPoint as well as a voice recorded PowerPoint (so you don't have to print it out.) There is also a movie version you can use in google slides.

Volodymyr Zelensky is the current president of Ukraine. He was elected in 2019.



Christa Joy, Special Needs for Special Kids

Ukraine



Cut apart pictures and place in map about Ukraine.




Cut apart pictures and place in map **ONLY IF** they relate to Ukraine.



There is a circle map on Ukraine covering facts from the book.

Circle maps are a great way for students to see the concept at a glance. There are 2 versions:

- One is errorless
- One has wrong answers mixed in students will have to set aside



Color in Ukraine.




Christa Joy, Special Needs for Special Kids
The Picture Communication Symbols ©1981-2018 by Tobii Dynavox. All Rights Reserved Worldwide. Used
with permission. Boardmaker® is a trademark of Tobii Dynavox.

There is an activity where students will color in a map of Ukraine. There is a differentiated version with the country outlined in red.

Color in Ukraine.



Christa Joy, Special Needs for Special Kids
The Picture Communication Symbols ©1981-2018 by Tobii Dynavox. All Rights Reserved Worldwide. Used
with permission. Boardmaker® is a trademark of Tobii Dynavox.



There are different ways countries can help Ukraine and any country being invaded by a larger, unwanted enemy. Countries can either provide military support to the weaker country or impose sanctions to hurt the larger country.

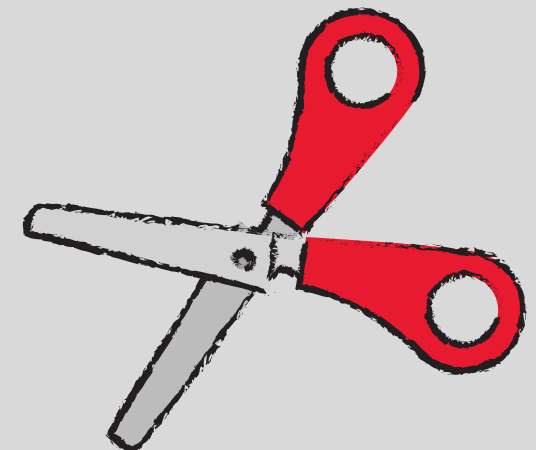


A collection of 18 icons for sorting, arranged in a grid. Each icon is in a colored box (red for military, yellow for sanctions) and has a diagonal line through it. The icons are:

- attack (red box)
- invasion (red box)
- no trade (yellow box)
- no money (yellow box)
- no embassies (yellow box)
- no Olympics (yellow box)
- no meetings (yellow box)
- tanks (red box)
- no help (yellow box)
- soldiers (red box)
- ammunition (red box)
- no medicine (yellow box)
- fighter jets (red box)
- no technology (yellow box)
- no recognition (yellow box)
- weapons (red box)

The Communication Symbols ©1981-2018 by Tobii Dynavox. All Rights Reserved Worldwide. Used with permission. Boardmaker® is a trademark of Tobii Dynavox

Students will sort ways countries are helping Ukraine. Students will decide if they are military actions or sanctions. There is a color-coded option included.




Sunflower craft




- Print the image of the sunflower on cardstock.
- Cover the flower with glue using a paint brush.
- Give students either yellow tissue paper or construction paper to tear into small pieces.
- Place the small pieces onto the petals.
- Fill the center with sunflower seeds.

Ukraine




Students will complete a craft designed for students with special learning needs.



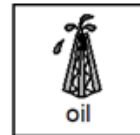
1. What country borders Ukraine that is trying to take control?



2. What is the capital of Ukraine?



3. Circle some of the main exports of Ukraine:



4. Ukraine has a government similar to:



5. Volodymyr Zelensky is the:





There is a 10 question quiz.

There are 3 versions. This version has 10 questions with 3 picture choices for each question.


Answer key included.

Print onto cardstock or mount on index cards. Cut pictures apart and show student answer choices for each question.

Q 5



Q 6



With this version, you cut out the answer choices and glue them on index cards. Ask the student the question, and they point to the correct answer.

1. What country borders Ukraine that is trying to take control?
 - A. United States
 - B. Russia
 - C. Ireland
2. What is the capital of Ukraine?
 - A. London
 - B. NYC
 - C. Kiev
3. Circle some of the main exports of Ukraine:
 - A. Steel
 - B. Wheat
 - C. Pineapple
 - D. Oil
 - E. sunflower
 - F. olives
4. Ukraine has a government similar to:
 - A. England
 - B. Japan
 - C. United States
5. Volodymyr Zelensky is the:
 - A. President
 - B. King
 - C. Prince
6. What does Ukraine want to be a part of?
 - A. Circus
 - B. NATO
 - C. military

This is your traditional multiple choice version. It can also be used as a recording sheet if your students are using the version with index cards.

Watch the
movie on
Ukraine



This unit also includes
digital versions of the
activities.

Students can watch a
movie book version of
the book rather than
printing it out.

Ukraine



Place the pictures in the map of Ukraine to show some things you learned about Ukraine.



Each activity is set up so students can click and drag answers. No typing is required.



There are different ways countries can help Ukraine and any country being invaded by a larger, unwanted enemy. Countries can either provide military support to the weaker country or impose sanctions to hurt the larger country. Place each action in the correct column depending on when it is a military action or a sanction. If you are not sure, place it on the middle line.

 attack	 invasion	 no trade	 no money
 no Olympics	 no meetings	 no medicine	 tax
 soldiers	 ammunition	 weapons	 fighter jets
 no recognition			

Christa Joy, Special Needs for Special Kids
The Picture Communication Symbols ©1981-2019 by Tobii Dynavox. All Rights Reserved.
Worldwide. Used with permission. Boardmaker® is a trademark of Tobii Dynavox

The second set of slides uses color for differentiation and extra support for students who may need it. Mix and match slides from both sets to make the perfect set for each student.

This resource comes in a zipped folder. You will need to unzip the folder to access all the contents which include:

- *5 days of lesson plans*
- *Ukraine activities in color*
- *Ukraine activities in black and white*
- *Voice-recorded PowerPoint show*
- *Ukraine book (PowerPoint) to use with activities*
- *Links and directions to digital activities*