

Special Ed



TURKEYS

ALSO INCLUDES GOOGLE SLIDES





For students who:

- are emerging or non-readers
- take alternate assessments
- are in special education
- short-attention span
- lack pre-requisite skills
- benefit from the use of pictures for support

Table of Contents

Pages	Activity
4-5	Vocabulary board
6-9	Circle map
10-13	Labeling a turkey
14-21	How many turkeys
22-25	Initial consonant sorting
26-38	Where is the turkey?
39-42	Turkey facts review
43-44	Terms of Use

Also included with this unit in separate files:

- Lesson plan
- Directions and links to digital activities
- Voice recorded PowerPoint
- PowerPoint (this is the book in the lesson plan)
- Activities in black and white

This unit contains 6 days of material.

- *Print and digital formats*
- *2 separate files; color and black and white (for easier printing)*

Day 2

Activity	Notes	Materials
Read the book: Turkeys (10 minutes)	<ul style="list-style-type: none">• Read through the story, asking lots of questions• Continue to make connections between book and vocabulary board	<ul style="list-style-type: none">• Book• Vocabulary board
I Spy Game with vocabulary board (10 minutes)	<ul style="list-style-type: none">• Hold up one of the pictures from the board so only you can see it.• Describe it with as much detail as you can• Ask students to put their marker/counter on the picture they think you are holding• Turn it around and ask students to raise their hand if they got it correct	<ul style="list-style-type: none">• Vocabulary board cut apart• Vocabulary board
Circle map review (5 minutes)	<ul style="list-style-type: none">• Review the circle map completed yesterday	<ul style="list-style-type: none">• Circle map completed yesterday
Labeling activity (10 minutes)	<ul style="list-style-type: none">• Do the worksheet on labeling the parts of a turkey• A color-coded option is provided if needed)• Make connections to the book as necessary	<ul style="list-style-type: none">• Labeling activity• Scissors• Glue
Sharing (10 minutes)	<ul style="list-style-type: none">• Each student shares their finished activity with the group using the communication method of their choice	<ul style="list-style-type: none">• Completed activity• Communication devices

The lesson plans contain:






















- Overall tips for teaching students with significant needs
- A quick look at what you will do each day
- Detailed instructions on how that day's lesson should run

This unit comes with a vocabulary board.

Vocabulary boards are great for ALL students to assist with participation and engagement in group discussions.

Tips on how to use in the unit!!

(There are NO vocabulary cards in this unit.)

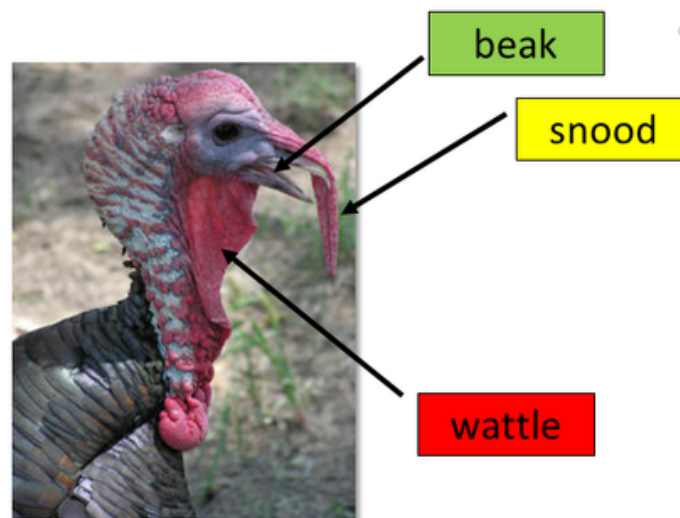
 turkey				
 farm	 wild	 bird	 feather	 beak
 snood	 wattle	 lay eggs	 corn	 wings
 Minnesota	 North Carolina	 industry	 Thanksgiving	 Oct, Nov, Dec
 read again	 I understand	 I don't understand	 I don't know	 I need a break

Some turkeys live in the wild.



There is a 16-page book with simple text and engaging photos.

Like all birds, turkeys have a **beak**.



They also have a **wattle** and a **snood** attached to their **beak**.

It comes in:

- a PowerPoint
- voice-recorded PowerPoint
- mp4 (movie) file

Cut out pictures and place in circle map.




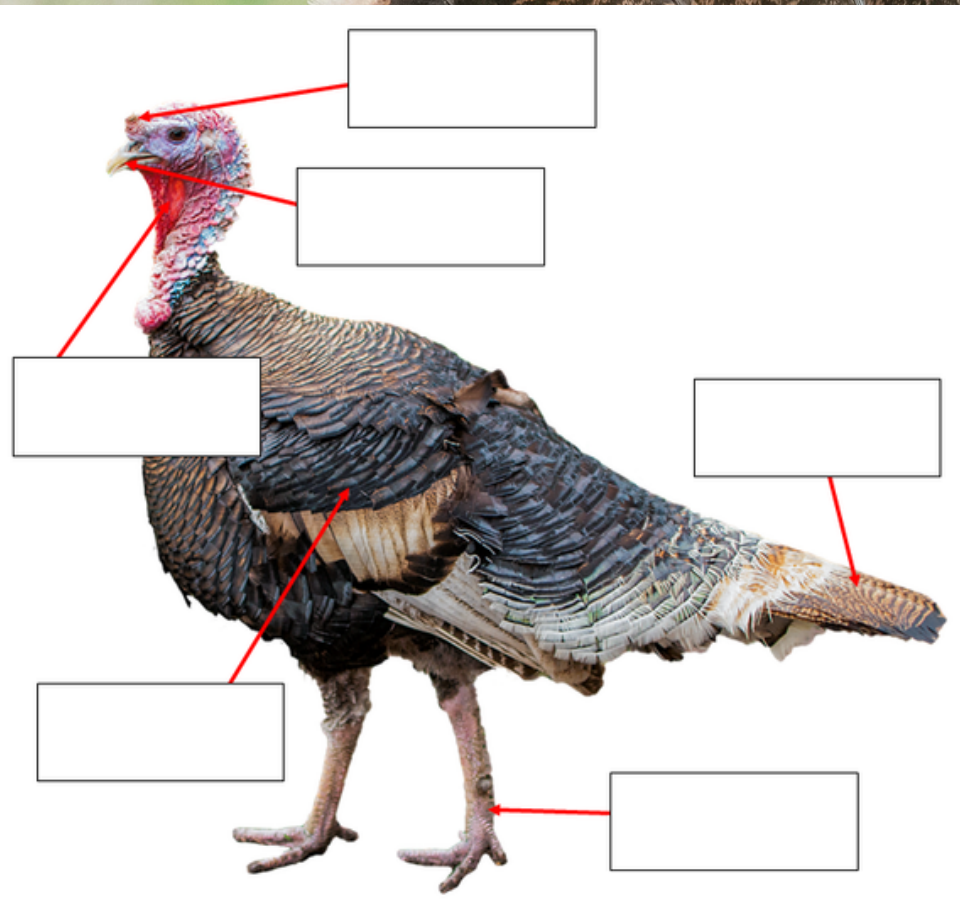
Cut out pictures and place in circle map **ONLY IF** they are true about turkeys.



There is a circle map reviewing facts about turkeys from the book.

Circle maps are a great way for students to see the concept at a glance. There are 2 versions:

- One is errorless
- One has wrong answers mixed in students will have to set aside




There is a labeling parts of a turkey activity. There is a color-coded option provided for students who need more support.

- | | | |
|--------|---------|------|
| wattle | snood | beak |
| wing | feather | feet |

Christa Joy, Special Needs for Special Kids

- | | | |
|--------|---------|------|
| wattle | snood | beak |
| wing | feather | feet |

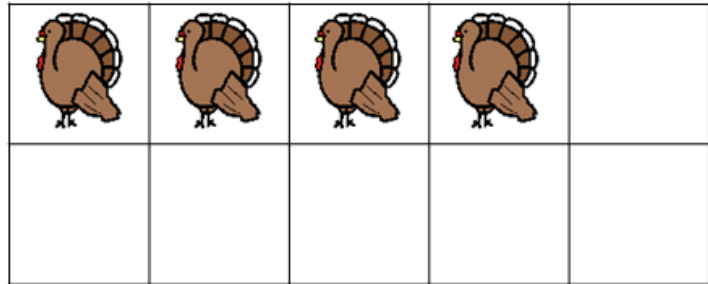
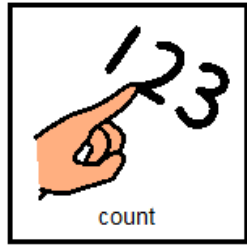
Christa Joy, Special Needs for Special Kids



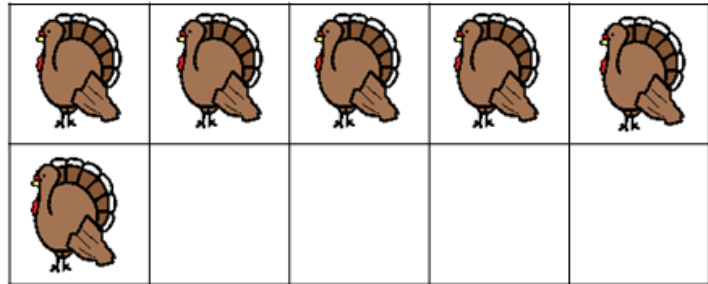

- | | | |
|--------|---------|------|
| wattle | snood | beak |
| wing | feather | feet |

Christa Joy, Special Needs for Special Kids


How many turkeys do you see?



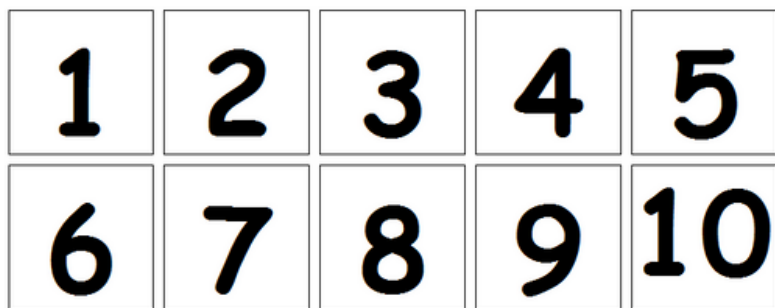
How many turkeys do you see?



Answer




Answer:



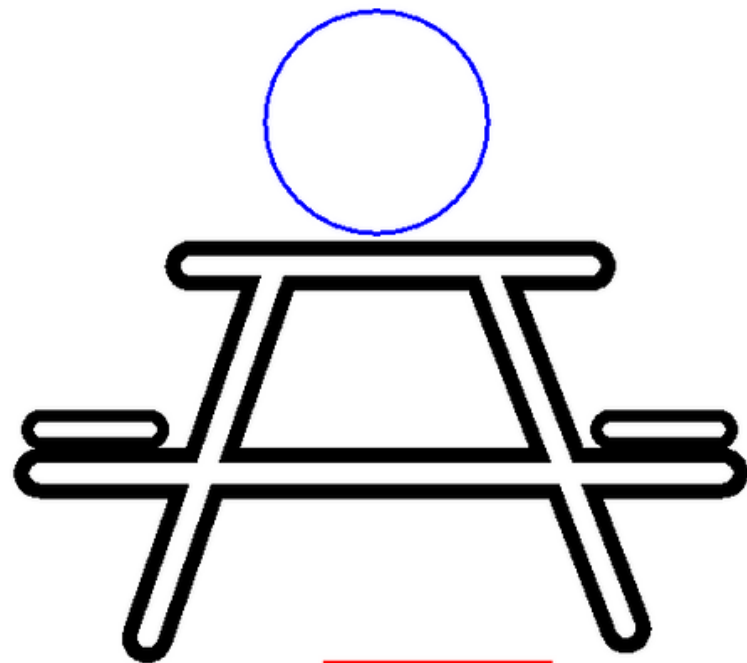
There is a counting activity using a ten frame. Students can count the turkeys and write in the number, or use the numbers or ten frames provided.

t

b




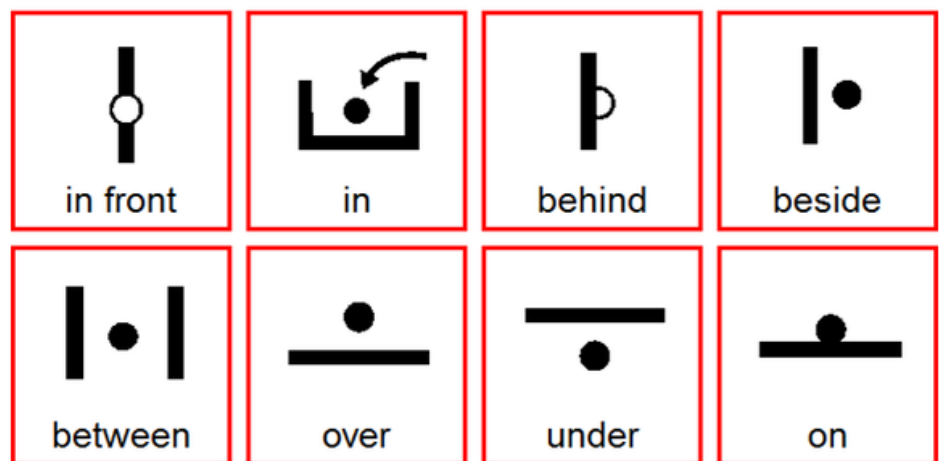
Students will sort words that start with a t or a b. There is a color-coded option provided for students who need more support.




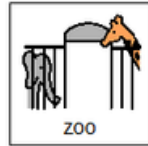

The turkey is the table.

Christa Joy, Special Needs for Special Kids
The Picture Communication Symbols ©1981–2019 by Tobii Dynavox. All Rights Reserved
Worldwide. Used with permission. Boardmaker® is a trademark of Tobii Dynavox

There is a preposition activity. Students will place the turkey in the picture and the correct preposition.



If the picture relates to a turkey, glue a picture of a turkey in the box.


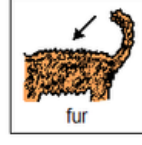

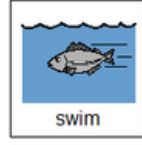


Cut out the turkeys and place next to facts that are true about turkeys.

ChristaJoy
The Picture Communication Symt
Worldwide. Used with permis



If the picture relates to a turkey, glue a picture of a turkey in the box.

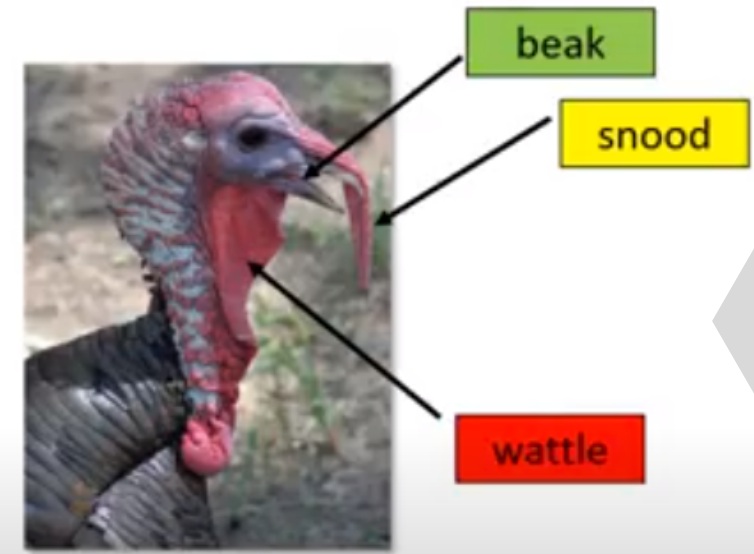


ChristaJoy, Special Needs for Special Kids
The Picture Communication Symbols ©1981-2019 by Tobii Dynavox. All Rights Reserved
Worldwide. Used with permission. Boardmaker® is a trademark of Tobii Dynavox

There are fact sheets that serve as the quiz for this unit. Students will glue the picture of a turkey next to things that are true about turkeys.

Watch the movie on turkeys

Like all birds, turkeys have a **beak**.




They also have a **wattle** and a **snood** attached to their **beak**.



This unit also includes digital versions of the activities.

Students can watch a movie book version of the book rather than printing it out.



Place pictures in circle map about turkeys.

 feathers	 beak	 snood	 wattle
 farm	 wild	 bird	 lay eggs
 industry	 Minnesota	 eat corn	 wings
 Thanksgiving			

Christa Joy, Special Needs for Special Kids
The Picture Communication Symbols ©1981-2020 by Tobii Dynavox. All Rights Reserved
Worldwide. Used with permission. Boardmaker® is a trademark of Tobii Dynavox

Each activity is set up so students can click and drag answers. No typing is required.

Make great independent work centers



Place the states on the map showing the 2 largest producers of turkeys.

 Minnesota

 North C

ChristaJoy, Special Needs for Special Kids
The Picture Communication Symbols ©1981–2020 by Tobii Dynavox. All Rights Reserved Worldwide. Used with permission. Boardmaker® is a trademark of Tobii Dynavox

The second set of slides uses color for differentiation and extra support for students who may need it. Mix and match slides from both sets to make the perfect set for each student.

Make great independent work centers