

Preview

To Kill a Mockingbird

38 activities

**Novel unit
for Special Ed**

By
Christa
Joy



Suggestions for Use

- I made this unit to go along with the book, *To Kill A Mockingbird* by Harper Lee.
- The thought is that you would be reading it aloud to your class at a rate of about ½ - 1 chapter per day (some of these chapter are pretty long).
- Be sure to give each student their own copy of the story board (pg. 8) to use while reading and discussing the story.
- Benefits of reading out loud, even to classes made up of severely affected students:
 - Teaches students to sit quietly even when there isn't something for them to do. This is such an important life skill. We all have to spend time sitting and listening to someone we are not that interested in at some point.
 - Parents will LOVE you. Not only will they be excited their child is being exposed to age appropriate material, but you are teaching them how to sit quietly, which will hopefully transfer to home as well.
 - Even with your lowest level learners, you will have 1 or 2 that will truly enjoy the story.
 - It can be a calming experience to sit and listen to the teacher read in a methodical way.

Suggestions for Use

- For students who need more structure, place the number of post-it notes in front of him/her that corresponds to the number of pages you intend to read. Remove a post-it as you finish each page. The visual will help lessen their anxiety.
- You will find one or more activities for each chapter. You will still have plenty to choose from and find those that fit best with your students.
- Differentiation:
 - For any activity, you can quickly differentiate for your lower level learners by using a color coding technique.
 - If sorting, outline each sorting category a certain color and then outline the corresponding pictures the same color.
 - Becomes a matching task.
- I purposefully did not include an assessment in this unit, because I did not feel that would be the goal of reading a higher level novel over such an extended period of time. Instead, you should be focused on shaping and teaching the behavior of sitting.































Table of Contents

Worksheet pages	Title	Chapter
6-7	Suggestions for use	
8	Story board	
9	Title and Author	
10-11	Main characters	1
12-13	Truth or Dare writing prompt	1
14-16	Signs of being poor	2
17-18	Rules that are important or not	3
19-21	Things you do in the summertime	4
22-23	Note to Boo Radley	5
24	Telling the truth vs a lie	6
25-57	Things Jem and Scout found in the tree	7
28-30	Things you can do with and in the snow	8
31-32	Safe vs Not safe things to do around fire	8
33-34	My Holiday Traditions	9
35-36	Options to fighting	9
37-40	Rabies/Hydrophobia	10
41	Apologizing with actions	11

Worksheet pages	Title	Chapter
87-89	Bravery circle map	29
90	Did Mr. Ewell deserve it?	30
91-93	Boo Radley	31
94	Other units	extra
95-96	Terms of Use	

Worksheet pages	Title	Chapter
42-43	Consequences to action	11
44-45	Places people worship	12
46-48	Ways to deal with change	13
49-50	Prepositions	14
51-52	How to join a conversation	15
53-55	Things you find in a courthouse	16
56-58	How people live rich vs poor	17
59-60	Answering questions	18
61	Who do you think is telling the truth?	19
62-63	What do I have?	20
64-65	Waiting: Just a minute or an hour?	21
66-67	What could they pay Atticus with?	22
68-69	Equality	23
70-71	Good vs bad manners	24
72-73	How do you feel about Tom?	24
74-75	Good news vs Bad news	25
76-77	Headline or advertisement?	26
78-80	Signs of a bully	27
81-82	How many games can you play? (2 versions)	28
83-86	Things that make you scared	28

38
Activities

 Scout	 Jem	 Atticus	 Dill	 Calpurnia	 Boo Radley
 neighbors	 Maycomb	 school	 Miss Caroline	 tree	 lawyer
 court	 Tom Robinson	 Mr. Ewell	 Aunt Alexandra	 church	 equality
 scared	 family	 jail	 death	 help	 help
 repeat that	 I like that	 I don't like that	 I don't know	 I need a break	 I need a break

Storyboard

Atticus tries to explain to Scout that some things are rules that have to be followed and some things are not as important. Sort the following into those you think are really important to follow and those that are not.



important



NOT important

Sorting

 go to school	 eat your vegetables	 no stealing	 share	 no trespassing
 quiet	 tell the truth	 exercise	 no cheating	 read
 wear a seat belt	 study	 feed the dog	 no fighting	 wear a bike helmet

Circle maps

Errorless option

There are a lot of indicators that some of the students in Maycomb are poor. Place the pictures on the next page in the circle map showing ways you might tell someone was poor.

 hungry	 old clothes	 potatoes for dinner	 bread crumbs	 freezing
 very little money	 clothes don't fit	 bills	 borrow	 no presents
 hungry	 old clothes	 potatoes for dinner	 steak	 freezing
 very little money	 clothes don't fit	 lobster	 borrow	 no presents
 jewelry	 nail polish	 bills	 bread crumbs	 jet



Truth or Dare

So much more!!

We were playing Truth or Dare. I chose

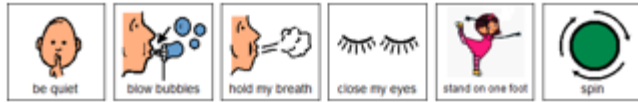

I felt really

First, I had to go

Then, I had to tell them my biggest

Finally, I had to try and

for 5 whole min



Jem and Dill both lie about what happened to Jem's pants. Look at each situation below. What should you do, tell the truth or lie? Circle the best choice.

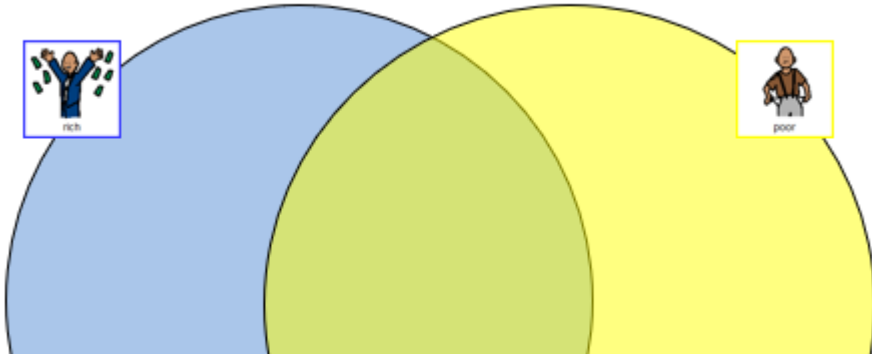
being mean 	cheating
forgot homework 	made a mess
ate it all 	broke something
taking something 	tricked you

Francis and Scout get into a fight. There are lots of alternatives to fighting someone. Complete the statements below using the pictures on the next page or coming up with your own ideas.

1. Instead of fighting you can .
2. Instead of fighting you can .
3. Instead of fighting you can .
4. Instead of fighting you can .



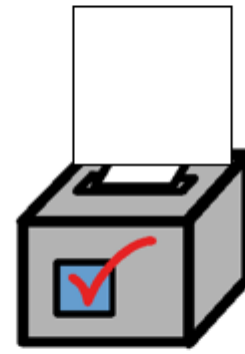




The way people live can be very different depending on if they are rich or poor, but some things are the same. Compare and contrast living with money and being poor.

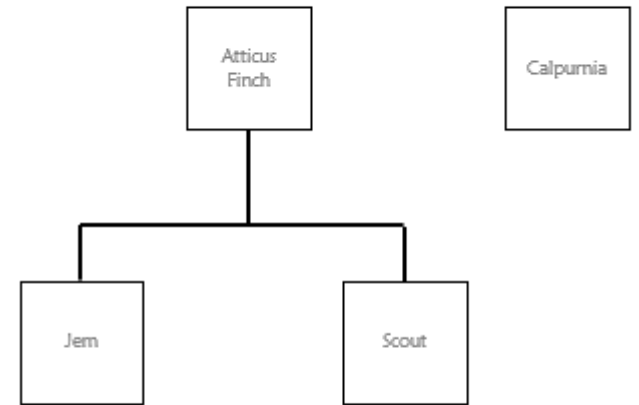


 got to church	 hungry	 lots of money	 no money	 go to school
 pets	 work more than one job	 family	 cruise	 jet
 vacations	 old clothes	 hand-me-down	 lots of things	 holidays

Who do you think is telling the truth?



We meet some of the main characters in the book in this first chapter. To help you get to know who they are the pictures that go with them, complete the character map below.



	Dill		Boo Radley
 Atticus	 Scout	 Jem	 Dill
 Calpurnia	 Boo Radley		

More activities than you will need.... So, you can pick and choose what will work best and use it year after year even with the same students!!