

SPECIAL ED

FINDING THE THEME



INCLUDES GOOGLE SLIDES



For students who:

- are emerging or non-readers
- take alternate assessments
- are in special education
- short-attention span
- lack pre-requisite skills
- benefit from the use of pictures for support
- middle/high school

Table of Contents

Worksheet pages	Activity
4-5	Vocabulary board
6-8	Vocabulary cards
9-15	Vocabulary cards cut and paste
16-19	Circle map
20-24	Match words to theme
25-29	Match theme to story
30-34	Sorting main ideas and themes
35-39	Venn Diagram: main idea vs theme
40-51	Dissecting the story to find the theme
52-56	Cloze worksheets
57-63	Sudoku puzzle
64-65	Wordsearch
66-76	Assessments
77-78	Terms of Use

In separate files, you will find:

- Lesson plan
- Voice recorded PowerPoint
- Links and directions to digital activities
- PowerPoint (this is the book in the lesson plan)
- Activities in black and white

This unit has 15 days of activities that will guide students through how to find the theme of a story.

The unit is separated into 2 files, one in color and one in black and white.

Day 3

Activity	Notes	Materials
Read or listen to a recording of the book (15 minutes)	<ul style="list-style-type: none">• Read through the story, asking lots of questions• Continue to make connections between book and vocabulary board	<ul style="list-style-type: none">• Book• Vocabulary board
Vocabulary cards I Spy Game (10 minutes)	<ul style="list-style-type: none">• I play this game, or variations of it the first few days<ul style="list-style-type: none">◦ Determine how many cards your students can handle in front of them. This can vary, some students may be able to have all the cards, so may only be able to handle a field of 3-5	<ul style="list-style-type: none">• Vocabulary cards (student set and teacher set)• Vocabulary board
Matching words to themes review (5 minutes)	<ul style="list-style-type: none">• Review the worksheet completed yesterday	<ul style="list-style-type: none">• Worksheet completed yesterday
Match words to themes (10 minutes)	<ul style="list-style-type: none">• Students will read a common theme and find the word that goes with (or summarizes) it.• Use color coding if needed• Make connections to the book as necessary	<ul style="list-style-type: none">• worksheet• scissors• glue
Sharing (10 minutes)	<ul style="list-style-type: none">• Each student shares their worksheets with the group using the communication method of their choice	<ul style="list-style-type: none">• Completed worksheets• Communication devices

The lesson plans contain:

- Overall tips for teaching students with significant needs
- A quick look at what you will do each day
- Detailed instructions on how that day's lesson should run



This unit comes with a vocabulary board.

Vocabulary boards are great for ALL students to assist with participation and engagement in group discussions.

Tips on how to use in the unit!!

But the **theme** is something different. The theme is what the author wants you to **learn** from the story.











Now, ask yourself what happened to the character when he or she did or said that? When Pinocchio told a lie, his nose would begin to grow.











There is a book with this unit using simple text and photos. It is 29 pages and goes through how to find the theme.

It comes in a PowerPoint version as well as a movie/mp4 file (so you don't have to print it out.)

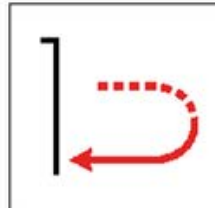






<p>theme</p> <p>What the author wants the reader to learn. Applies to everyone.</p> 	<p>main idea</p> <p>The overall message the author is trying to tell the reader that relates to this one story.</p> 
<p>author</p> <p>The person who writes the story.</p> 	<p>moral</p> <p>The lesson, or what the reader is supposed to learn about how they should behave.</p> 

<p>theme</p> <p>What the author wants the reader to learn. Applies to everyone.</p> 	<p>main idea</p> <p>The overall message the author is trying to tell the reader about the story.</p> 
<p>author</p> <p>The person who writes the story.</p> 	<p>moral</p> <p>The lesson, or what the reader is supposed to learn about how they should behave.</p> 

There are vocabulary cards students will use every day for a group activity. There is also a cut and paste activity.

<p>theme</p> 	<p>main idea</p> 
	
<p>author</p> 	<p>moral</p> 
	

Cut apart and match pictures with definition.


			
			



Christa Joy, Special Needs for Special Kids
The Picture Communication Symbols ©1981-2019 by Tobii Dynavox. All Rights Reserved.
Worldwide. Used with permission. Boardmaker® is a trademark of Tobii Dynavox.

Errorless version

Cut apart pictures and place in circle map about theme.



Cut apart pictures and place in circle map **ONLY IF** they are about theme.



There is 1 circle map on the theme.

Circle maps are a great way for students to see the concept at a glance.

There are 2 versions:









- One is errorless
- One has wrong answers mixed in students will have to set aside

Match the best word to go with each theme below.









To find what you really want may take a long journey.	<input type="text"/>	Don't underestimate what money can do for you.	<input type="text"/>
Don't spend your life looking for what is right in front of you.	<input type="text"/>	True love will always find its way back to where it belongs.	<input type="text"/>
No one ever said life would be fair.	<input type="text"/>	Always assume the best and look on the bright side.	<input type="text"/>
Always assume the worst and prepare for disaster.	<input type="text"/>	I don't need anyone but myself.	<input type="text"/>

Match each word below with the theme it goes with the best.

Set 1

 dream	 love	 good vs evil	 revenge
 courage	 mortality	 perseverance	 jealousy

Set 2

 injustice	 reunion	 quest	 pessimism
 optimism	 power	 self-reliance	 regret

There are 2 worksheets where students match the word that goes with each theme.

Set 1


Match the best story, movie, or commercial to the theme below.

Always tell the truth.	<input type="text"/>	Don't give up, just keep swimming.	<input type="text"/>
Sometimes we just don't want to grow up.	<input type="text"/>	Just do it.	<input type="text"/>
A good friend will get you through anything.	<input type="text"/>	There is only one true love for each person.	<input type="text"/>
The good guy will always win in the end.	<input type="text"/>	Be careful who you trust.	<input type="text"/>

Christa Joy, Special Needs for Special Kids
The Picture Communication Symbols ©1981-2020 by Tobii Dynavox. All Rights Reserved. Used with permission. Boardmaker® is a trademark of Tobii Dynavox.

Match each story, movie, or commercial with the theme it goes with the best.

Set 1


 Snow White	 Nike	 Finding Nemo	 Pinocchio
 Peter Pan	 Harry Potter	 Toy Story	 Cinderella

Set 2

 Stone Soup	 Red Riding Hood	 Polar Express	 Charlotte's Web
 Gatorade	 Frozen	 Marley and Me	 3 Little Pigs

There are 2 worksheets where students match the **movie or story** that goes with each theme.

Sort the examples on the next page into those that are examples of main ideas and those that are examples of themes.



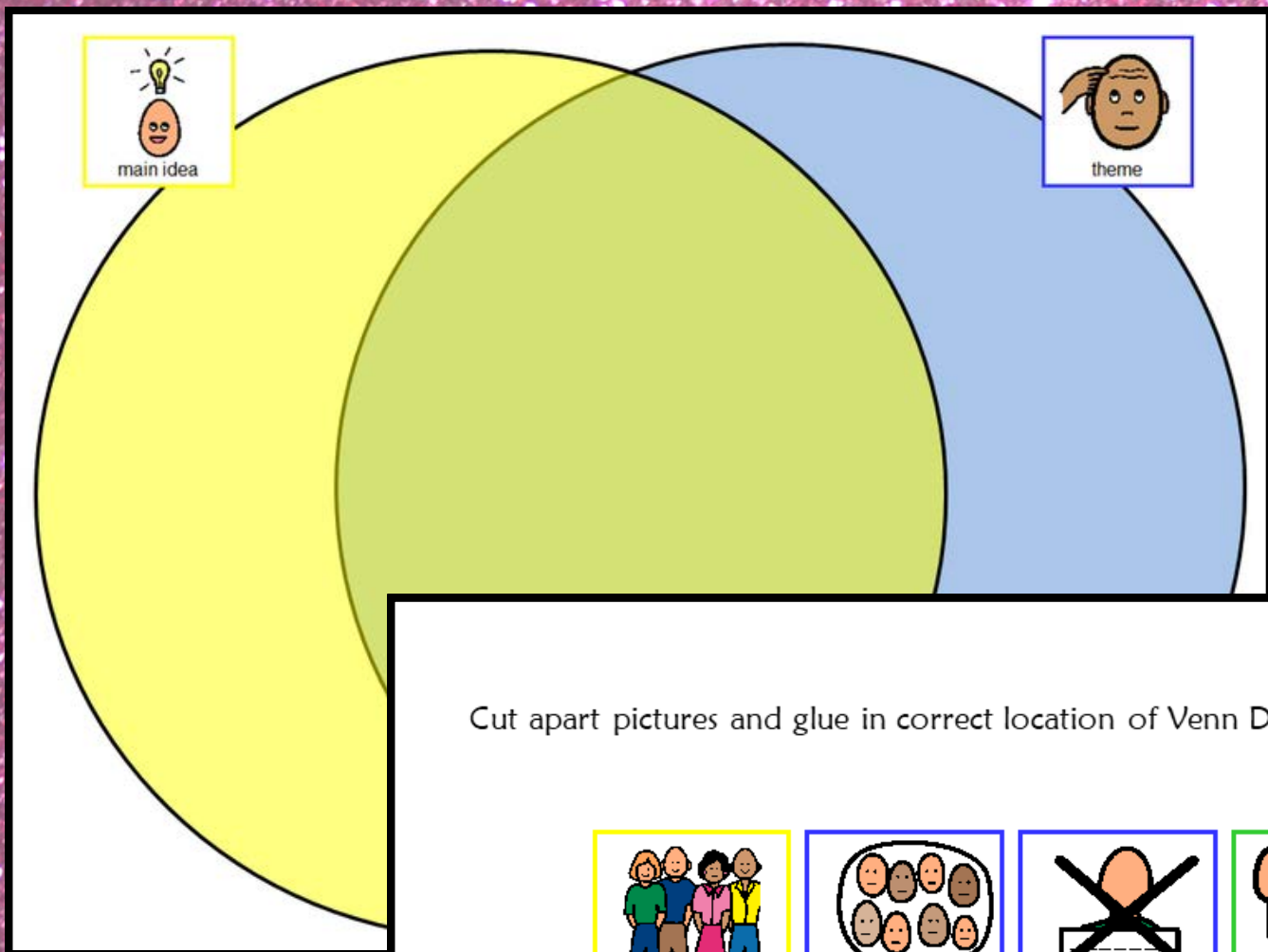
Sort the following examples into the correct column on the previous page. If you are not sure, place it on the middle line.

Sally worked trained over a year and won the gold medal.	Taking the easy way out never works.
Always be prepared.	Jill saved her money until she could get the car she really wanted.
Being a good sport is all that matters.	Even though Bill lost the big game, he still shook hands with the other players.
The dragon, who everyone feared,	You never know until you try.
	Hard work pays off.
	The campground flooded, but they had a waterproof shelter and stayed dry as a bone.
	Patience is the key.
















Sort the following examples into the correct column on the previous page. If you are not sure, place it on the middle line.

 Be a good sport.	 Patience is the key.	 Don't take the easy way out	 Harry was ok in the flood.	 Bill lost, but shook hands.
 The dragon saved the princess.	 Jill saved for perfect car.	 Stella was scared, but she did it.	 Sally won a gold medal.	 Always be prepared.
 You never know until you try.	 Hard work pays off.	 Don't judge a book by its cover.	 Bill cheated then failed the exam.	

There is a sorting activity:
main ideas or themes.



Cut apart pictures and glue in correct location of Venn Diagram.

 may have character name	 applies to everybody	 never use a name	 characters do	 characters say
 consequences	 decided by author	 learned by reader	 important	 one sentence
 clue from title	 clue from illustrations	 moral	 applies to one story	 teaches a lesson

There is a Venn Diagram where students compare the main idea and theme. A color-coded option (shown here) is included.

3 Little Pigs

Topic

Characters

<input type="text"/>	<input type="text"/>	<input type="text"/>	<input type="text"/>
----------------------	----------------------	----------------------	----------------------

What characters do/say

<input type="text"/>	<input type="text"/>	<input type="text"/>	<input type="text"/>
----------------------	----------------------	----------------------	----------------------



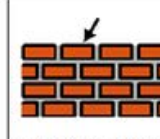


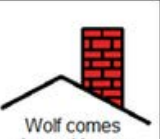


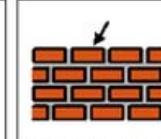




Consequences

<input type="text"/>	<input type="text"/>
----------------------	----------------------

Theme (s)

Christa Joy, Special Needs for Special
The Picture Communication Symbols ©1981-2020 by Tobii
Worldwide. Used with permission. Boardmaker® is a trademark of Tobii.

Fill in the story of 3 Little Pigs.
























 Bad Wolf	 One pig uses straw.	 All go to brick house.	 Pig 2	 Hard work pays off.
 Wolf comes down chimney.	 Wolf falls into boiling pot.	 Pig 1	 One pig uses bricks.	
 Wolf blows down 2 houses.	 Pig 3	 One pig uses sticks.	 Each pig builds a house. 2 are blown down by the wolf.	

There are 4 opportunities for students to dissect a common story as a way to find the theme.














Includes:

- Three Little Pigs
- Little Red Riding Hood
- Jack and the Beanstalk
- Goldilocks








Theme

	 moral	 main idea	 topic		 theme
 topic	 everybody	 theme	 characters		 main idea
 everybody				 characters	 topic
 main idea	 characters		 everybody	 theme	 moral
		 everybody			 characters
 main idea		 characters	 theme		 everybody

Place the following images in the empty squares on the previous page, completing the sudoku puzzle.

 everybody	 theme	 theme	 main idea	 main idea
 main idea	 moral	 moral	 moral	 topic
 topic	 topic	 characters		

Theme

 topic			 characters
 theme	 characters		
	 topic	 characters	 theme

Theme

F M T U R E V E N G E O L A C
M O O K Q R C P Y P P S X D F
L R P T K O A D V E N T U R E
O A I T H E M E M N W R E I R
V L C O N S E Q U E N C E S V
E Z P C E Q K A U T H O R R C
C H A R A C T E R S G Z T I I
K G X P E R S E V E R A N C E
F O C Y P R V K R L K E W O W
Y B J R M B N Q Q I C F U J I
M G C G M A I N I D E A J I U
W Q D S P F U W S H O M S P D
O S C Y Q R W X I F C P T O G
O H L O Y A L T Y P G I Q M D
K L S D H A K S U R A O J K H

- | | | | |
|--------------|--------------|------------|-----------|
| consequences | perseverance | characters | adventure |
| main idea | revenge | loyalty | theme |
| author | love | moral | topic |

There are vocabulary puzzles for students to review the new vocabulary introduced in the unit.

Theme

1. To figure out the theme, you need to the entire book.

2. The theme is what the want you to learn from the story.

3. The theme can teach you a lesson or can have a .

4. To find the theme, first figure out the of the story.

5. Then pay attentions to what the do and say.

Theme

6. Finally, what are the of what the characters do or say?

7. You can tell someone the theme in sentence.

8. The theme will apply to .

9. The theme has a character's name in it.

10. The theme is NOT the same as the .

Theme (page 1)




topic



author



characters



moral



read


Theme (page 2)



never



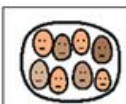
one



main idea



consequences



everybody


Close worksheets are a great informal assessment. There are two worksheets that cover theme.

Answer key included.

Christa Joy, Special Needs for Special Kids

The Picture Communication Symbols ©1981-2019 by Tobii Dynavox. All Rights Reserved Worldwide. Used with permission. Boardmaker® is a trademark of Tobii Dynavox


1. The theme is what the author wants you to:



2. The theme applies to:




3. True or False. You need to read the entire book in order to figure out the theme.



4. The theme can be told to someone in:






5. To figure out the theme, first figure out:


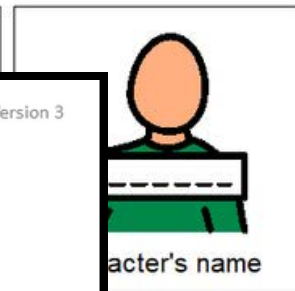
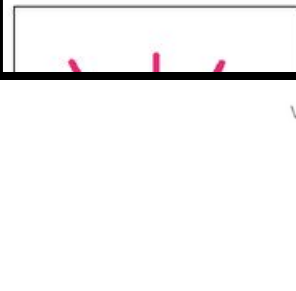


Print onto cardstock or mount on index cards. Cut pictures apart and show student answer choices for each question.

Q 6



Q 7



7. The theme will never have:

- A. Words
- B. Character's name
- C. moral

8. Which story has the theme: Sometimes what makes you different makes you perfect for the job.

- A. Goldilocks
- B. Red Riding Hood
- C. Rudolph

9. Which story has the theme: Hard work pays off in the end.

- A. Pinocchio
- B. Polar Express
- C. 3 Little Pigs

10. True or False. The main idea and the theme are the same thing.

- A. True
- B. False
- C. I don't know

Finally, there is a 10-question assessment. It comes in 3 versions with pictures and one that is traditional multiple choice.

Answer key included.

This resource comes in a zipped folder. You will need to unzip the folder to access all the contents which include:

- **15 days of lesson plans**
- **Color version of activities**
- **Black and white version of activities**
- **Finding the Theme book (PowerPoint) to use with activities**
- **Digital versions of activities**



Also digital activities

What do you think the theme of Nike's commercial: Just Do It would be?



Watch the movie on Theme

There is a movie version of the book.

great for review

Jack and the Beanstalk









Topic				
Characters				
What characters do/say				
Consequences				
Theme (s)				

Place the pictures in the correct locations on the story map.








Jack	Giant falls from sky.	Jack's mom	Jack's cow
Jack steals from giant.	Tall beanstalk grows.	Jack chops down beanstalk	
Giant			
Good wins over evil.		Jack sells the cow to the merchant for three magic beans. A beanstalk grows, and Jack steals from the giant.	

There are 2 sets of slides (28 in each set). There are click and drag activities.

perfect for every learning level

Always tell the truth. 	Don't give up, just keep swimming. 
Sometimes we just don't want to grow up. 	Just do it. 
A good friend will get you through anything. 	There is only one true love for each person. 
The good guy will always win in the end. 	Be careful who you trust. 

Match the story to go with each theme.

 Snow White	 Nike	 Finding Nemo
 Pinocchio	 Peter Pan	 Toy Story
	 Cinderella	

Christa Joy, Special Needs for Special Kids
The Picture Communication Symbols ©1981-2019 by Tobii Dynavox. All Rights Reserved
Worldwide. Used with permission. Boardmaker® is a trademark of Tobii Dynavox

The second set is differentiated using color. They have students click and drag pictures to manipulate.

**SAVE MONEY AND GET THIS UNIT
AS PART OF THE STORY ELEMENTS
BUNDLE**

CLICK HERE

