

**The Wild Robot
(for special ed)**

36 activities

**5 questions/
5 chapters**





These novel units are something I created and started using in my classroom. I had students with significant challenges and most were **non-readers**. They were the best thing I ever did, and my students LOVED them.

Table of Contents

| Worksheet pages | Title | Chapters |
|-----------------|-------------------------------------|----------|
| 6-7 | Suggestions for use | |
| 8 | Story board | |
| 9 | Title and Author | |
| 10-11 | Things that sink or float | 1-5 |
| 12-13 | Similes | 1-5 |
| 14-16 | Things in a forest | 6-10 |
| 17-18 | Deserted Island writing prompt | 6-10 |
| 19-20 | Safe and not safe places in a storm | 11-15 |
| 21-23 | Bears | 11-15 |

Table of Contents

| | |
|-------|------------------------------------|
| 24-25 | Things that are and are not sticky |
| 26-28 | Ways to communicate |
| 29-30 | Compliments vs insults |
| 31-33 | Animals that hatch from eggs |
| 34-36 | Opossum circle map |
| 37-39 | Match moms to babies |
| 40-41 | Where people and animals sleep |
| 42-44 | Things in a garden |
| 45-46 | Animals that can swim |
| 47-48 | Being a good friend |

Christa Joy, Special Needs for Special Kids
The Picture Communication Symbols ©1981-2019 by Tobii Dynavox
Worldwide. Used with permission. Boardmaker® is a trademark

Table of Contents

| Worksheet pages | Title | Chapters |
|-----------------|-------------------------------------|----------|
| 87-88 | Attacking RECO | 71-75 |
| 89-91 | Perseverance | 71-75 |
| 92-93 | Best thing about home | 76-80 |
| 94 | Vote: Will Roz return to the island | 76-80 |
| 95-96 | Additional novel units available | |
| 97-98 | Terms of use | |

| Worksheet pages | Title | Chapters |
|-----------------|--|----------|
| 50-52 | Things that can fly | 36-40 |
| 53-54 | Ways to travel on the ocean | 36-40 |
| 55-57 | Things in the night sky | 41-45 |
| 58-59 | My Earliest Memory | 41-45 |
| 60-61 | Things that are alive and not alive | 41-45 |
| 62-63 | Alternatives to fighting | 46-50 |
| 64-65 | Necessity is the mother of invention | 46-50 |
| 66-68 | Fall circle map | 51-55 |
| 69 | Functions of fire | 51-55 |
| 70-72 | Animals that migrate | 51-55 |
| 73-74 | I am special writing prompt | 56-60 |
| 75-76 | Where animals live | 56-60 |
| 77-79 | Things in a greenhouse | 61-65 |
| 80-81 | Things you find in a city vs the country | 61-65 |
| 82-84 | Ways to celebrate a special occasion | 66-70 |
| 85-86 | Asking questions writing prompt | 66-70 |

Christa Joy, Special Needs for Special Kids
The Picture Communication Symbols ©1981-2019 by Tobii Dynavox. All Rights Reserved
Worldwide. Used with permission. Boardmaker® is a trademark of Tobii Dynavox

This novel unit has **36** different activities.

These activities are NOT comprehension-based. So, even if your students do not pay attention, they can still complete the activity.

How would you survive on a deserted island?

I think I could last three on a deserted island.

I would want with me.

I would get for to eat.



I would use to stay warm.

To have fun, I would .

| | | | | | |
|--|--|---|---|--|--|
|  minutes |  hours |  days |  weeks |  months |  years |
|  friends |  food |  a video game |  a book |  a radio |  a s... |
|  berries |  fish |  fruit |  coconut |  meat |  vegetables |
|  campfire |  a blanket |  the sun |  a sleeping bag |  a quilt |  a tent |
|  dance |  sing |  fish |  swim |  hike |  explore |

For example, Roz learns that she has ended up on an island. Students will write their own stories on how they would survive on a deserted island. This is an errorless activity and does not require comprehension of the chapter.

Suggestions for Use

- I made this unit to go along with the book, *The Wild Robot* by Peter Brown.
- The thought is that you would be reading it aloud to your class at a rate of about 1-5 chapters per day.
- Be sure to give each student their own copy of the story board (pg. 8) to use while reading and discussing the story.
- Benefits of reading out loud, even to classes made up of severely affected students:
 - Teaches students to sit quietly even when there isn't something for them to do. This is such an important life skill. We all have to spend time sitting and listening to someone we are not that interested in at some point.
 - Parents will LOVE you. Not only will they be excited their child is being exposed to age appropriate material, but you are teaching them how to sit quietly, which will hopefully transfer to home as well.
 - Even with your lowest level learners, you will have 1 or 2 that will truly enjoy the story.
 - It can be a calming experience to sit and listen to the teacher read in a methodical way.

Suggestions for Use


- For students who need more structure, place the number of post-it notes in front of him/her that corresponds to the number of pages you intend to read. Remove a post-it as you finish each page. The visual will help lessen their anxiety.
- You will find 2 or more activities for each chapter. will still have plenty to choose from and find those fit best with your students.
- Differentiation:
 - For any activity, you can quickly differentiate for your lower level learners by using a color coding technique.
 - If sorting, outline each sorting category a certain color and then outline the corresponding pictures the same color.
 - Becomes a matching task.
- I purposefully did not include an assessment in this unit, because I did not feel that would be the goal of reading a higher level novel over such an extended period of time. Instead, you should be focused on shaping and teaching the behavior of sitting.

Suggestions on how I found this activity worked best in my classroom are provided. I typically had 6-8 students with one adult assistant in the room with me.

The Wild Robot

for Special Education

By
Christa Joy
Special Needs for Special Kids



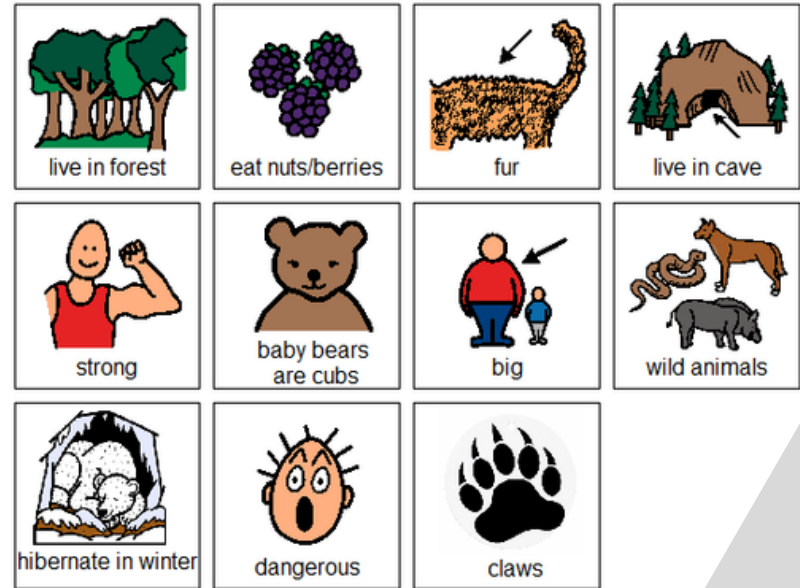

*This entire novel unit
comes in 2 separate files.
One is completely in color
and one is completely in
black and white.*

This unit comes with a vocabulary board.

Vocabulary boards are great for ALL students to assist with participation and engagement in group discussions.

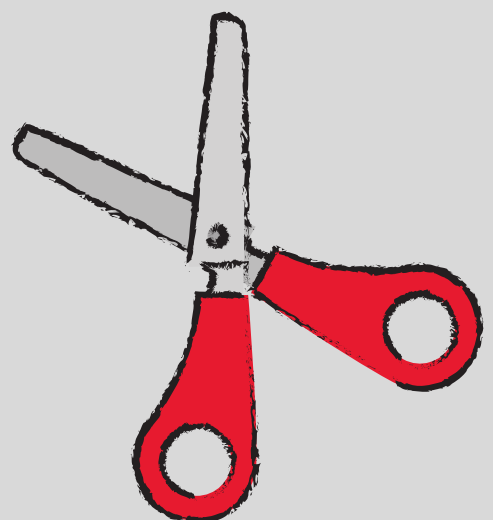
Tips on how to use in the unit!!





There are circle maps in this unit.

Circle maps are a great way for students to see the big idea.




What are some things to know about opossums?

Errorless version

Place the following pictures in the circle map on the previous page to show things about opossums.



Place the following pictures in the circle map on the previous page **ONLY IF** it shows things about opossums.



Each circle map comes with 2 choices:













An errorless option with only correct answers

An option that has wrong answers mixed in students will need to set aside.

Brightbill learns how to swim. Some animals are good swimmers, and some are not. Sort the ones on the next page into the correct column.



Sort the pictures into the correct column on the previous page. If you are not sure, place it on the middle line.

| | | | |
|--|--|--|--|
|  otter |  hippo |  camel |  walrus |
|  giraffe |  rhinoceros |  fish |  porcupine |
|  seal |  gorilla |  bat |  beaver |


Answer Key:

- Good swimmers
 - Otter
 - Hippo
 - Walrus
 - Fish
 - Seal
 - beaver






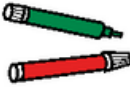


- Poor swimmers
 - Camel
 - Giraffe
 - Rhino
 - Porcupine
 - Gorilla
 - bat

There are sorting activities.

Directions on how to add color coding for differentiation is included.



Roz is going to have to find a new foot. Some say that necessity is the mother of invention. Look at the following objects. What could you use if you DID NOT have that object?


| | | | |
|--|----------------------|---|----------------------|
|  knife | <input type="text"/> |  dishwasher | <input type="text"/> |
|  bed | <input type="text"/> |  cabin | <input type="text"/> |
|  fork | <input type="text"/> |  markers | <input type="text"/> |
|  light | <input type="text"/> |  heater | <input type="text"/> |

Match the replacements you could use for the objects the previous page.

| | | | |
|---|---|---|---|
|  fireplace |  crayons |  tent |  sleeping bag |
|  spoon |  wash by hand |  candle |  scissors |

There are matching activities.

Directions on how to add color coding for differentiation is included



The best thing about home

I home.

One thing I love about home lives there with me.


That is also where my is.

My favorite thing to do at home is .

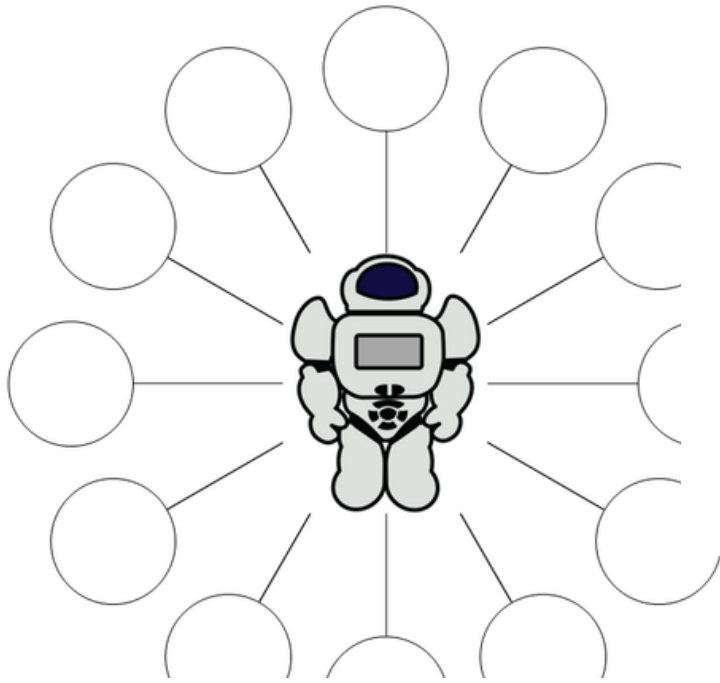
The best part about home is the way it .



There are writing prompts. These are errorless activities that allow students to write a story independently.



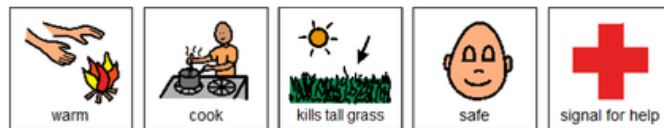

There were a lot of animals chasing RECO1. Complete the diagram below to show all the animals that were chasing him.




Place the pictures around RECO showing the various things that attacked him.



Roz starts a fire to keep Brightbill warm. Cut out the pictures and place in the picture to show some of the reasons why a fire is important.



What are some ways you could travel on the ocean?



Because there are so many activities, you can choose the ones that fit your students the best.


1. What chased Roz out of the tree?



2. What did Roz see an insect camouflaged as?



3. What did Roz camouflage herself as?



4. While she was camouflaged, what could Roz do?



5. By observing, what did Roz learn how to do?



Who saved Thorn when he went over the cliff?



What did Roz lose while fighting off Thorn and Nettle?



Who gave Roz a ride home?



Who made Roz a new foot?



5. What happened when Brightbill pushed the button on the back of Roz's head?



This unit does come with comprehension questions. There are 5 questions for every 5 chapters. (Many of these chapters are super short.) Each question has 3 picture choices. They are in color and black and white.

Answer key included!!



I realize there will be some students out there unable to do cutting activities. I have a blog post with ways to complete activities without a pair of scissors!!

[Click Here to read more!!](#)