

Special Ed

THE HIGHER POWER OF LUCKY



2007

Newberry Medal Winner

32 activities

5 questions/
chapter



Special Needs for Special Kids



These novel units are something I created and started using in my classroom. I had students with significant challenges and most were **non-readers**. They were the best thing I ever did, and my students LOVED them.

Table of Contents

Worksheet pages	Title	Chapter
5-6	Suggestions for use	
7	Story board	
8	Title and Author	
9-11	Ways to cool off	1
12-13	Poisonous animals	
14	What does anonymous mean?	
15-16	Hot or cold foods	
17-18	Safe and not safe places in a storm	
19-21	Things you can tie in a knot	4
22-23	Things that are and are not crimes	4
24	Using the correct punctuation	4
25-26	My story	5
27-28	Nice versus mean actions	5
29	What is a guardian?	6
30-31	I will be a scientist	7
32-34	Snake circle map	8
35-37	Animals that live in the desert	8
38-40	Different types of homes	9
41-43	Things at a funeral or memorial service	1

Christa Joy, Special Needs for Special Kids
The Picture Communication Symbols ©1981–2019 by Tobii Dynavox. All Rights Reserved
Worldwide. Used with permission. Boardmaker® is a trademark of Tobii Dynavox.

Table of Contents


Worksheet pages	Title	Chapter
44-45	Who are they named after?	10
46-47	Good vs bad habits	11
48-49	Accident or on purpose?	12
50-51	Good or bad places to study	13
52	Things you can adopt	14
53-55	Dust storms	15
56-58	What is in Lucky's survival pack?	16
59	Should you tell the truth?	16
60-61	Items that are heavy or light	17
62	How to get a burr out	18
63-64	What could you use as a replacement?	19
65-67	What does patience look like?	20
68-70	The moon	21
71-73	Fierce Love	22-23
74-76	Importance of family	22-23
77-79	Additional novel units available	
80-81	Terms of use	

Christa Joy, Special Needs for Special Kids
The Picture Communication Symbols ©1981–2019 by Tobii Dynavox. All Rights Reserved
Worldwide. Used with permission. Boardmaker® is a trademark of Tobii Dynavox.

This novel unit has 32
different activities.

These activities are NOT
comprehension-based. So,
even if your students do
not pay attention, they
can still complete the
activity.

What are some things that you can tie into a knot?



Place the following in the circle map on the previous showing things that can be tied into a knot.



Place the following in the circle map on the previous page **ONLY IF** they are things that can be tied into a knot.



For example, one of the characters in the book is always tying knots. In the activity, students will complete a circle map of things they can tie into a knot. There is an errorless option and one with wrong answers mixed in. Neither requires comprehension of the chapter.

Suggestions for Use

- I made this unit to go along with the book, *The Higher Power of Lucky* by Susan Patron.
- The thought is that you would be reading it aloud to your class at a rate of about a chapter per day.
- Be sure to give each student their own copy of the story board (pg. 7) to use while reading and discussing the story.
- Benefits of reading out loud, even to classes made up of severely affected students:
 - Teaches students to sit quietly even when there isn't something for them to do. This is such an important life skill. We all have to spend time sitting and listening to someone we are not that interested in at some point.
 - Parents will LOVE you. Not only will they be excited their child is being exposed to age appropriate material, but you are teaching them how to sit quietly, which will hopefully transfer to home as well.
 - Even with your lowest level learners, you will have 1 or 2 that will truly enjoy the story.
 - It can be a calming experience to sit and listen to the teacher read in a methodical way.

Suggestions for Use

- For students who need more structure, place the number of post-it notes in front of him/her that corresponds to the number of pages you intend to read. Remove a post-it as you finish each page. The visual will help lessen their anxiety.
- You will find 2 or more activities for each chapter. will still have plenty to choose from and find those fit best with your students.
- Differentiation:
 - For any activity, you can quickly differentiate for your lower level learners by using a color coding technique.
 - If sorting, outline each sorting category a certain color and then outline the corresponding pictures the same color.
 - Becomes a matching task.
- This unit includes 5 multiple choice questions for each chapter. These are in a separate file and are in color and black and white. There is an answer key included.

Suggestions on how I found this activity worked best in my classroom are provided. I typically had 6-8 students with one adult assistant in the room with me.

Color version

The Higher Power of Lucky

for Special Education

By
Christa Joy
Special Needs for Special Kids



Christa Joy, Special Needs for Special Kids
The Picture Communication Symbols ©1981–2019 by Tobii Dynavox. All Rights Reserved
Worldwide. Used with permission. Boardmaker® is a trademark of Tobii Dynavox

2

This entire novel unit comes in 2 separate files. One is completely in color and one is completely in black and white.


This unit comes with a vocabulary board.

Vocabulary boards are great for ALL students to assist with participation and engagement in group discussions.


Tips on how to use in the unit!!




Complete the circle map with ways you can cool off if you are too hot.



Place the following in the circle map on the previous showing ways you can cool off.



Place the following in the circle map on the previous page **ONLY IF** they are ways to cool off.



There are circle maps in this unit.

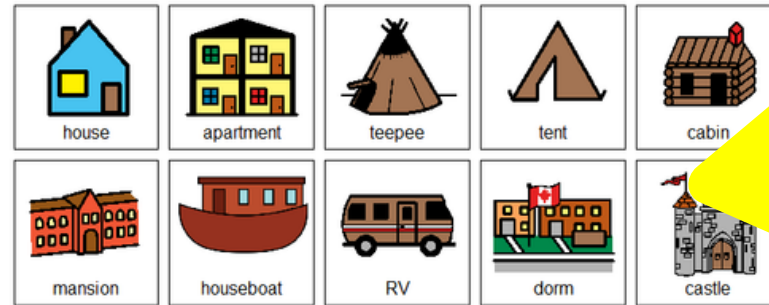
Circle maps are a great way for students to see the big idea.




People live in all different types of homes. What are some types of homes people live in?



Cut out pictures and glue in circle map on previous page showing homes people live in.



Cut out pictures and glue in circle map on previous page **ONLY** IF they are homes people might live in.




Each circle map comes with 2 choices:

An errorless option with only correct answers

An option that has wrong answers mixed in

Some things are accidents, and some things are done on purpose. Look at the pictures and decide if you think they were an accident or done on purpose.




Sort the following pictures into the correct column. If you are not sure, put it on the middle line.

 trip	 missed	 hit others	 knock it down
 push someone	 pinch	 drop something	 cheat
 break it	 slip	 spill	 miss bus

There are sorting activities.

Directions on how to add color coding for differentiation is included.




Lincoln is named after presidents. Look at each name below and match what you think they were named after.

Zinnia	<input type="checkbox"/>	Pepper	<input type="checkbox"/>
Stormy	<input type="checkbox"/>	Bell	<input type="checkbox"/>
Penny	<input type="checkbox"/>	Rose	<input type="checkbox"/>
Twinkle	<input type="checkbox"/>	Rocky	<input type="checkbox"/>

Match the object with the person's name on the previous page.



There are matching activities. Directions on how to add color coding for differentiation is included.



I will be a scientist

Hello, my name is .

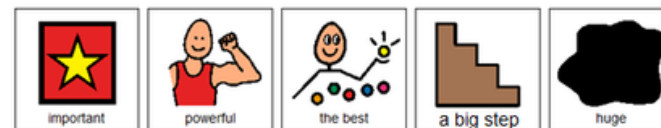
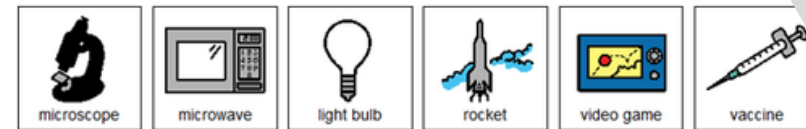
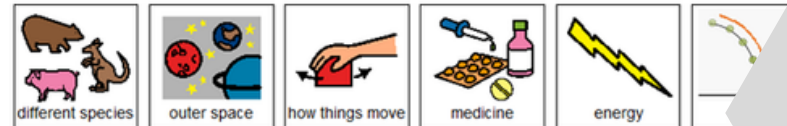


I love to study about .


My research led to the first .

My research changed .


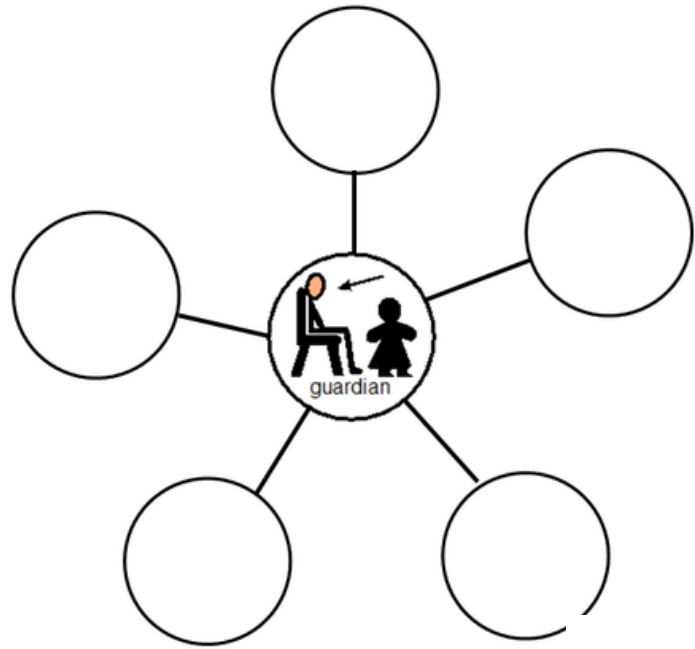
It was .



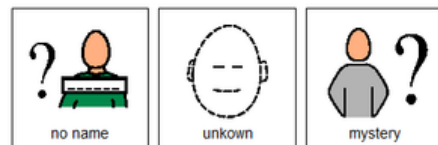
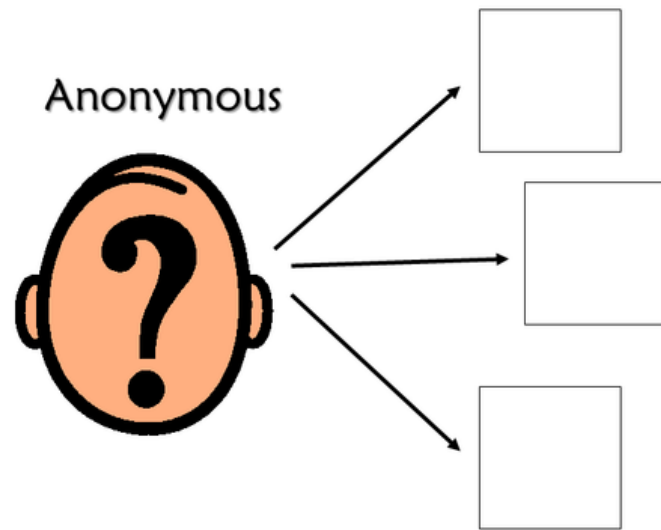
There are writing prompts.
These are errorless activities that allow students to write a story independently.



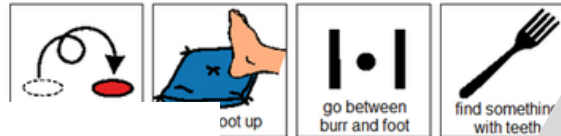
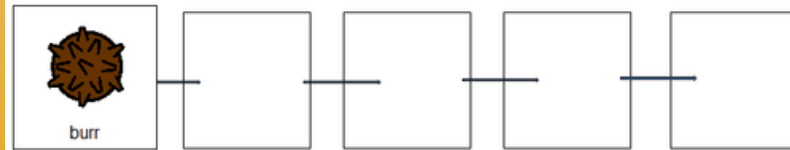
What is a guardian?



Do you know what anonymous means? Place some other words that mean the same thing in the boxes.



How do you get a burr out of someone's foot?



Because there are so many activities, you can choose the ones that fit your students the best.

CH 2

1. Why did Brigette put her shoes on the step?



2. What kind of hair does Lucky have?



3. Where is Brigette from?



4. What did Brigette's mom send her from France?



5. Does Brigette's mom want her to come home to France?



CH 2

Christa Joy, Special Needs for Special Kids
The Picture Communication Symbols ©1981-2020 by Tobii Dynavox. All Rights Reserved
Worldwide. Used with permission. Boardmaker® is a trademark of Tobii Dynavox

CH 7

1. Lucky wanted to become a famous what?



2. What did Lucky gather specimens of?



3. Where does Lucky plan to make a display for her insects?



4. What does Lucky write a story about?



5. Who does Lucky warn should NOT read her story?



CH 7

Christa Joy, Special Needs for Special Kids
The Picture Communication Symbols ©1981-2020 by Tobii Dynavox. All Rights Reserved
Worldwide. Used with permission. Boardmaker® is a trademark of Tobii Dynavox

This unit does come with comprehension questions. There are 5 questions for every chapter. Each question has 3 picture choices. They are in color and black and white.

Answer key included!!



I realize there will be some students out there unable to do cutting activities. I have a blog post with ways to complete activities without a pair of scissors!!

[Click Here to read more!!](#)