

Special Ed

THE GRAVEYARD BOOK

2009

Newberry Medal Winner

23 activities

10 questions/
chapter



Special Needs for Special Kids



These novel units are something I created and started using in my classroom. I had students with significant challenges and most were **non-readers**. They were the best thing I ever did, and my students LOVED them.

Table of Contents

Worksheet pages	Title	Chapter
5-6	Suggestions for use	
7	Story board	
8	Title and Author	
9-10	Personification	1
11-13	Things in a graveyard	1
14-16	Things you need to take care of a baby	1
17-18	My Imaginary Friend	2
19-20	Reading a tombstone	2
21-22	Places that are dark vs well-lit	2
23-24	Real or imaginary?	2
25-26	Healthy vs non-healthy foods	3
27-28	Find the way from the graveyard to Ghoulheim	3
29-31	Ways to help someone	3
32-33	Who would be in Potter's Field?	4
34-36	Stealing vs borrowing	4
37-38	People you can and can't trust	4
39-41	How to be kind to others	4
42-43	Let's go dancing	5
44-45	Pair a ghost with a person	5

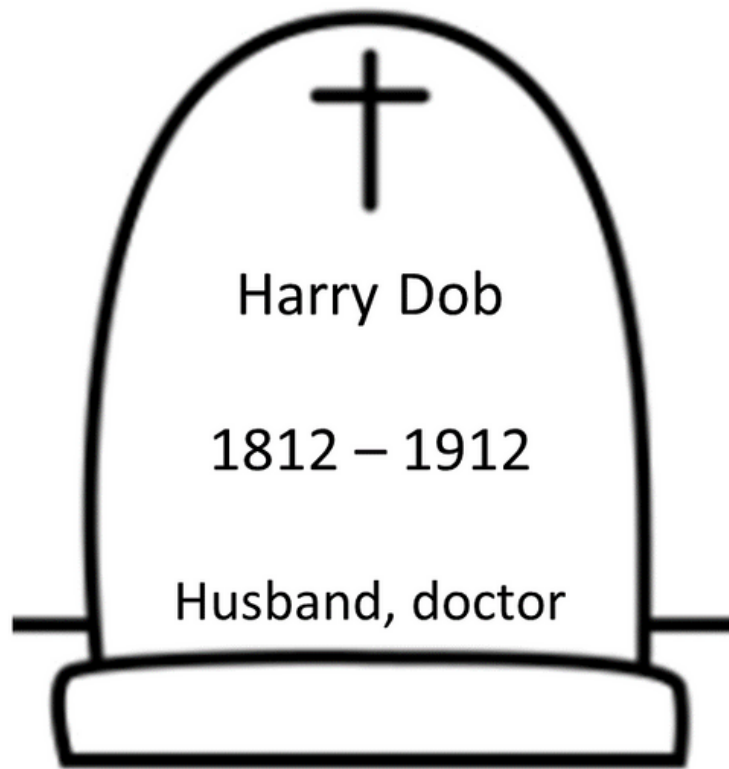
Table of Contents

Worksheet pages	Title	Chapter
46-48	Things that are white	5
49-52	Things that are black	Interlude
53-55	Signs a person is a bully	6
56-58	Common fears people have	
59-60	Nightmare writing prompt	
61-63	Things you find in a lab	
64-66	Things that make a person angry	7
67-68	My Earliest Memory	7
69-70	Getting advice	7
71	What is a master?	7
72	What is revenge?	7
73-75	Dealing with change	8
76-77	Saying goodbye	8
78-79	Going on an Adventure	8
80-81	Sorting characters that were alive vs dead	extra
82-84	Additional novel units	
85-86	Terms of use	

This novel unit has 32
different activities.

These activities are NOT
comprehension-based. So,
even if your students do
not pay attention, they
can still complete the
activity.

Answer the questions on the next page about this tombstone.



Answer the following questions about the tombstone.

1. Who died?

Joey
Smith

Alice
Carrol

Harry
Dobb

2. When was Harry born?

1812

1912

2021

3. How old was Harry when he died?

10

100

50

4. Was Harry married?

yes

no

I don't know

5. What did Harry do for a living?

doctor

soldier

painter

For example, in this activity students will read a tombstone answer the questions about it. It relates to the book but does not require comprehension of the material.

Suggestions for Use

- I made this unit to go along with the book, *The Graveyard Book* by Neil Gaiman.
- The thought is that you would be reading it aloud to your class at a rate of about ½ - 1 chapter per day.
- Be sure to give each student their own copy of the story board (pg. 7) to use while reading and discussing the story.
- Benefits of reading out loud, even to classes made up of severely affected students:
 - Teaches students to sit quietly even when there isn't something for them to do. This is such an important life skill. We all have to spend time sitting and listening to someone we are not that interested in at some point.
 - Parents will LOVE you. Not only will they be excited their child is being exposed to age appropriate material, but you are teaching them how to sit quietly, which will hopefully transfer to home as well.
 - Even with your lowest level learners, you will have 1 or 2 that will truly enjoy the story.
 - It can be a calming experience to sit and listen to the teacher read in a methodical way.

Suggestions for Use

- For students who need more structure, place the number of post-it notes in front of him/her that corresponds to the number of pages you intend to read. Remove a post-it as you finish each page. This visual will help lessen their anxiety.
- You will find 2 or more activities for each chapter. Students who are severely affected will still have plenty to choose from and find that will fit best with your students.
- Differentiation:
 - For any activity, you can quickly differentiate for your lower level learners by using a color coding technique.
 - If sorting, outline each sorting category a certain color and then outline the corresponding pictures the same color.
 - Becomes a matching task.
- This unit includes 10 multiple choice questions for each chapter. These are in a separate file and are in color and black and white. There is an answer key included.

Suggestions on how I found this activity worked best in my classroom are provided. I typically had 6-8 students with one adult assistant in the room with me.


The Graveyard Book

for Special Education

By
Christa Joy
Special Needs for Special Kids



*This entire novel unit
comes in 2 separate files.
One is completely in color
and one is completely in
black and white.*



This unit comes with a vocabulary board.

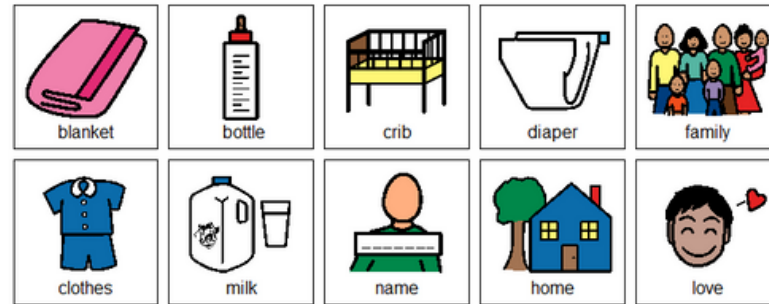
Vocabulary boards are great for ALL students to assist with participation and engagement in group discussions.

Tips on how to use in the unit!!

What are some things you think a baby would need?

Place the pictures in the circle map on previous page showing things a baby would need.

Errorless version



Place the pictures in the circle map on previous page **ONLY IF** you think they are things you think a baby would need.




There are circle maps in this unit.


Circle maps are a great way for students to see the big idea.




What are some things that you might find in a graveyard?



Place the following in the circle map on the previous page showing things that you would find in a graveyard.



Place the following in the circle map on the previous page **ONLY IF** you think they would be things you would find in a graveyard.

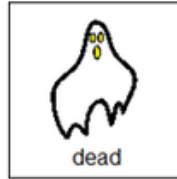


Each circle map comes with 2 choices:













An errorless option with only correct answers

An option that has wrong answers mixed in

There are a lot of characters in this book. Sort the following characters into those that were alive and those that were dead.



Sort the following people into those that were alive and those that were dead. If you are not sure, place it on the middle line.

 Bod	 Silas	 Casius	 The Owens
 Liza	 Miss Lupescu	 Jack	 Mother Slaughter
 Sleer	 ghouls	 Abanazer	 Scarlett

Answer Key:

Real


- Bod
- Scarlett
- Jack
- Abanazer

Ghost









- Silas
- Casius
- The Owens
- Liza
- Miss Lupescu
- Mother Slaughter
- Sleer
- Ghouls

There are sorting activities.

Directions on how to add color coding for differentiation is included.




If you needed advice about the following things, who would you go to?

 best medicine	 getting stronger
 climbing a mountain	 best book to read
 baking a cake	 building a house
 best paints	 going to outer space

Match the person with the advice need on the previous page.

 astronaut	 artist	 carpenter	 baker
 weight lifter	 mountaineer	 librarian	 doctor

There are matching activities. Directions on how to add color coding for differentiation is included.



Let's Dance

I to dance.


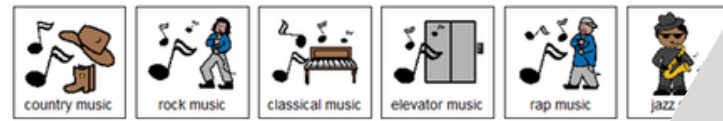


My favorite music is .


The best place to dance is in the .

taught me how to dance.

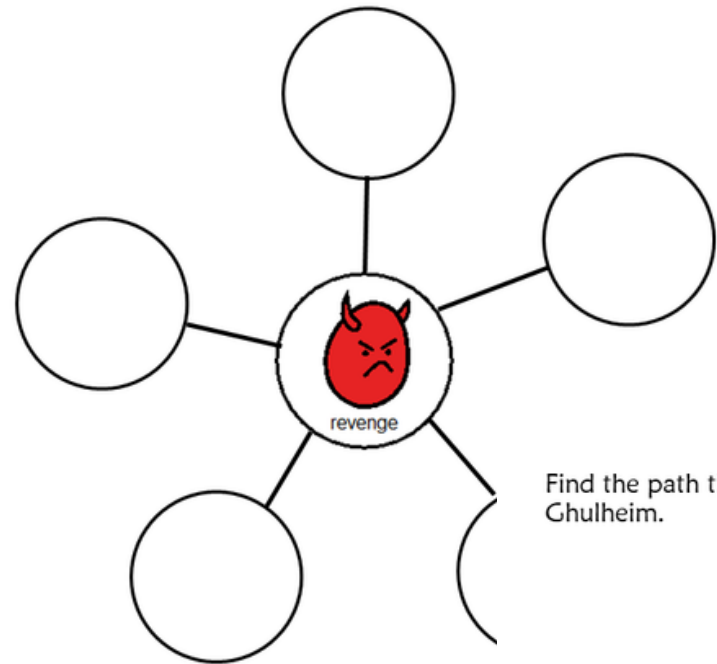
Dancing is .



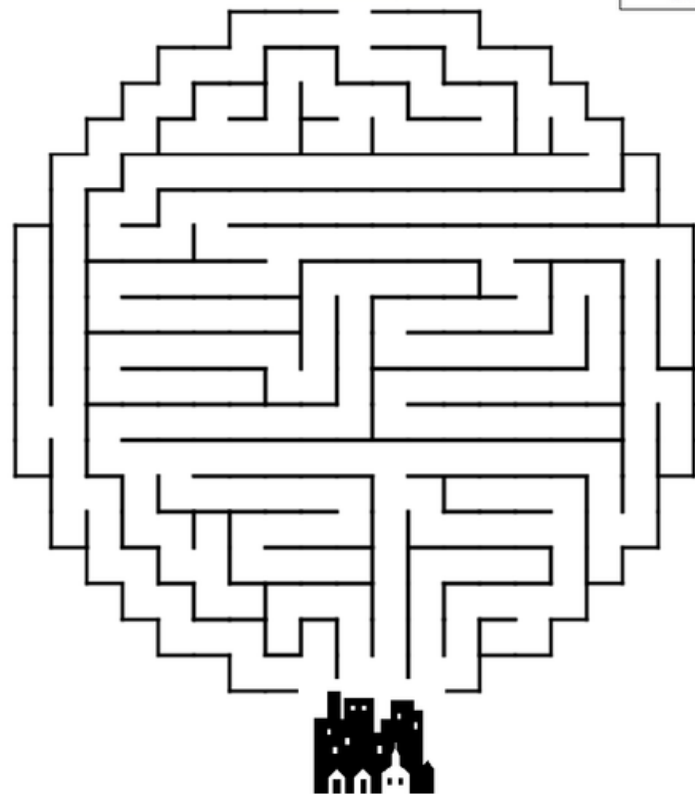
There are writing prompts. These are errorless activities that allow students to write a story independently.



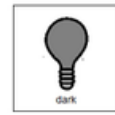
Bod finally gets revenge on Jack. What does revenge look like?



Find the path the ghouls took from the graveyard to Gholheim.



Bod can see in the dark, but Scarlett cannot. What are some places that are dark vs some places that are well lit?



CH 7

ChristaJoy, Special Needs for Special Kids
The Picture Communication Symbols ©1981-2018 by Tobii Dynavox
Worldwide. Used with permission. Boardmaker® is a trademark

ChristaJoy, Special Needs for Special Kids
The Picture Communication Symbols ©1981-2019 by Tobii Dynavox. All Rights Reserved
Worldwide. Used with permission. Boardmaker® is a trademark of Tobii Dynavox



Because there are so many activities, you can choose the ones that fit your students the best.

CH 3

ChristaJoy, Special Needs for Special Kids The Picture Communication Symbols ©1981-2019
by Tobii Dynavox. All Rights Reserved Worldwide. Used with permission. Boardmaker® is a
trademark of Tobii Dynavox

27

CH 4

6. What did Bod steal from the Sleer?



7. Where did Bod take the brooch?



8. What did Abanazer do to Bod?



9. Who came to rescue Bod?



10. Who is still out there looking for Bod?




CH 6

6. What did Bod do to Mo and Nick?



7. What was Silas's reaction to Bod being noticed in school?



8. Where did Bod visit Nick?



9. What happened to Bod on his way back to the graveyard?



10. Who was hit by the police car?



This unit does come with comprehension questions. There are 10 questions for every chapter. Each question has 3 picture choices. They are in color and black and white.

Answer key included!!



I realize there will be some students out there unable to do cutting activities. I have a blog post with ways to complete activities without a pair of scissors!!

[Click Here to read more!!](#)