

The Girl who Drank the Moon (for special ed)

50 activities

**5 comprehension
questions /chapter**

Special Needs for Special Kids





These novel units are something I created and started using in my classroom. I had students with significant challenges and most were **non-readers** (like my little guy). They were the best thing I ever did, and my students LOVED them.

Table of Contents


Worksheet pages	Title	Chapter
6-7	Suggestions for use	
8	Story board	
9	Title and Author	
10-12	Forest circle map	2
13-15	Things a baby would need	3
16-18	Things that make a baby cry	5
19-21	Poem circle map	5
22-24	Things we learn about Antain	6
25	Sequence magic tricks (easy to hard)	7
26-28	Magic tricks	9
29-30	What do you remember?	10
31-32	Things that smell good vs bad	11
33	Draw a 13-pointed star	11
34-36	Bog/Forest Venn Diagram	12
37-38	Dream job	13
39-40	Origami	13
41-42	Ways to get someone's attention	14
43-44	Who did Antain make this for?	15

Table of Contents

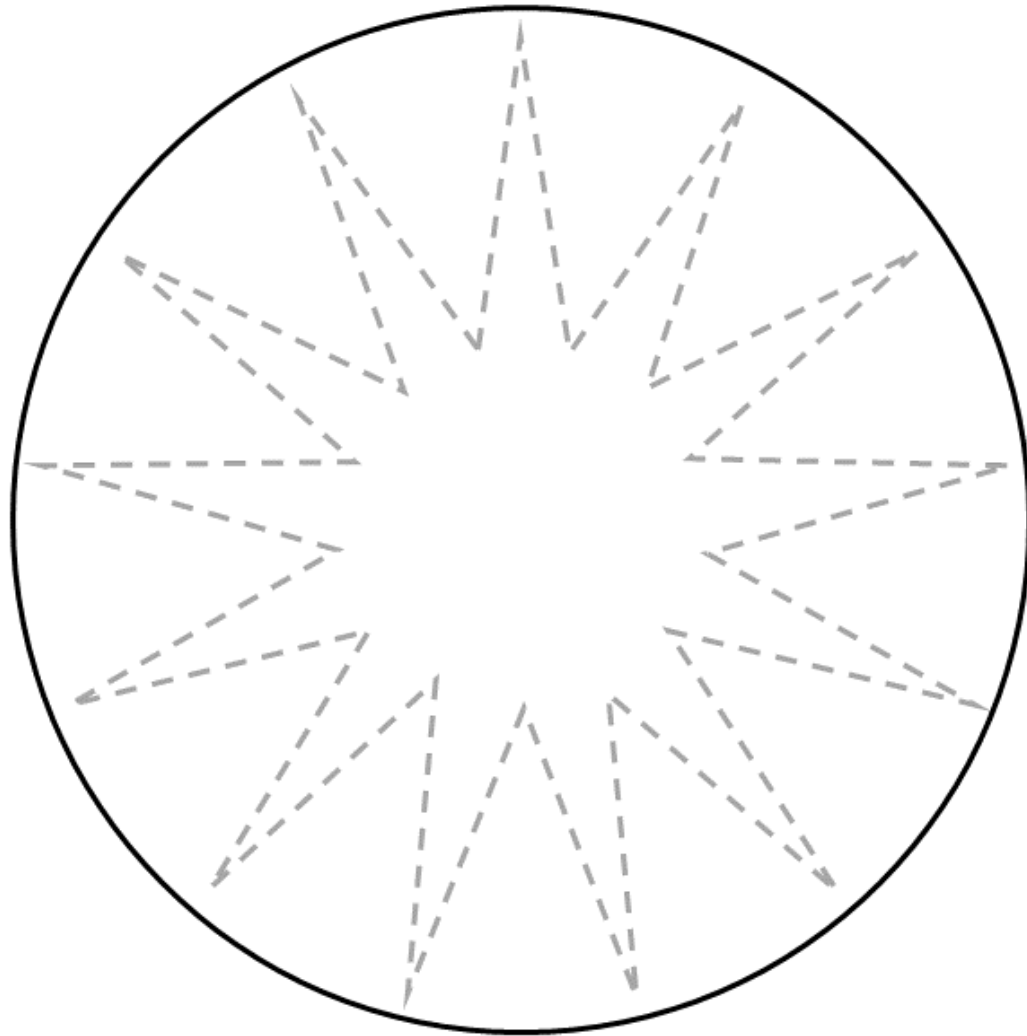
Worksheet pages	Title	Chapter
45-47	Dealing with change	
48-49	Birds/not birds sorting	
50-51	Hope writing prompt	
52-54	What does patience look like?	
55-56	What I love about...	18
57-58	Jobs that kids do	19
59-60	My Earliest Memory writing prompt	19
61-62	Fairy Tale writing prompt	20
63	Sorting dreams vs nightmares	21
64-65	What is pretend vs real	23
66	Trace the path Antain will take	24
67-68	Spell magic	25
69-71	Tricks the madwoman did	26
72	Other words for sorrow	27
73-75	Things made of paper	28
76-77	Sometimes things are not fair	28
78-79	Volcano circle map	29
80-81	Jobs that are easy and difficult	30

This novel unit has **50 different activities.**

These activities are NOT comprehension based. So, even if your students do not pay attention, they can still complete the activity.



Xan draws a 13-pointed star inside a circle. Using your favorite color, trace the star bellow.



For example, Xan draws a 13 pointed star as a clock to count down to when Luna will turn 13. Here, students will trace the star.

Suggestions for Use

- I made this unit to go along with the book, *The Girl Who Drank the Moon* by Kelly Barnhill
- The thought is that you would be reading it aloud to your class at a rate of about 1 chapter per day.
- Be sure to give each student their own copy of the story board (pg. 8) to use while reading and discussing the story.
- Benefits of reading out loud, even to classes made up of severely affected students:
 - Teaches students to sit quietly even when there is something for them to do. This is such an important life skill. We all have to spend time sitting and listening to someone we are not that interested in at some point.
 - Parents will LOVE you. Not only will they be excited their child is being exposed to age appropriate material, but you are teaching them how to sit quietly, which will hopefully transfer to home as well.
 - Even with your lowest level learners, you will have 1 or 2 that will truly enjoy the story.
 - It can be a calming experience to sit and listen to the teacher read in a methodical way.


Suggestions on how I found this activity worked best in my classroom are provided. I typically had 6-8 students in grades K-5 with one adult assistant in the room with me.

The Girl who Drank the Moon Novel Unit for Special Education

By
Christa Joy
Special Needs for Special Kids



*This entire novel unit
comes in 2 separate files.
One is completely in color
and one is completely in
black and white.*





This unit comes with a vocabulary board.

Vocabulary boards are great for ALL students to assist with participation and engagement in group discussions.

Tips on how to use in the unit!!

This story starts off in a forest. It may not be the forest you are used to. What are some things YOU might find in the forest.






There are circle maps in this unit.

Circle maps are a great way for students to see the big idea.



What are some things that would likely cause sorrow?



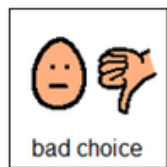

Each circle map comes with 2 choices:

An errorless option with only correct answers

An option that has wrong answers mixed in students will need to set aside.


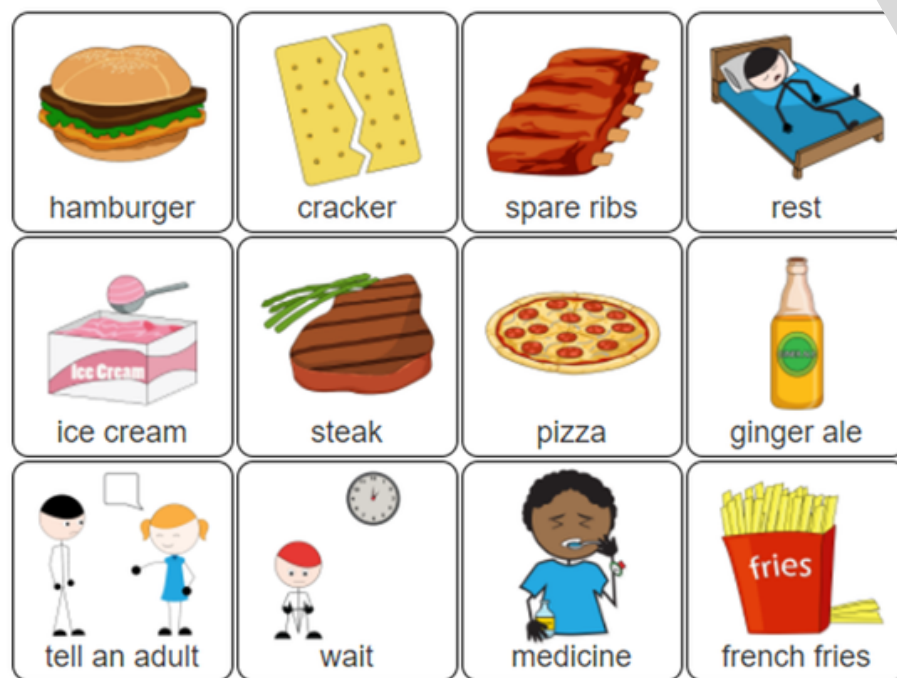


Luna feeds Xan moonlight to make her feel better. What are some good and bad choices to give someone who does not feel well?












There are sorting activities.

Directions on how to add color coding for differentiation is included.




Look at each origami creation below and find the animal it matches on the next page.

	<input type="checkbox"/>		<input type="checkbox"/>
	<input type="checkbox"/>		<input type="checkbox"/>
	<input type="checkbox"/>		<input type="checkbox"/>
	<input type="checkbox"/>		<input type="checkbox"/>

There are matching activities.

Directions on how to add color coding for differentiation is included.



My Earliest Memory


One of my earliest memories is when I was years old.

It was in my .




was there with me.

I was holding a .



I felt .




2 3 4 5 6 7



There are several writing prompts in this unit. This is an **errorless** activity that allows students to write their own story and share it with the class.








Trace the trail Antain will take through the woods.



Luna and the madwoman have matching birthmarks. Find the matching shape for each object below.

Because there are so many activities, you can choose the ones that fit your students the best.

Sister Ignatia and now Luna use a scrying device to look at things happening far away. Find what you would see in each scrying device below.

	Show me an animal that is white	<input type="text"/>
	Show me something that can fly	<input type="text"/>
	Show me something a baker would use	<input type="text"/>
	Show me something you can do in the snow	<input type="text"/>
	Show me who keeps our pets healthy	<input type="text"/>

Arrange the letter below to spell the word Luna learns.











<input type="text"/>	<input type="text"/>	<input type="text"/>	<input type="text"/>	<input type="text"/>
----------------------	----------------------	----------------------	----------------------	----------------------

g	i	m	c	a
---	---	---	---	---

 nest	 veterinarian	 Halloween	 sheep	 whale
 owl	 roses	 mixer	 cactus	 sled

 baseball bat	 skateboard	 bookcase	 rocking chair
 dog house	 rocking horse	 cutting board	 desk

Antain decided to become a carpenter. Look at each item below a carpenter would make. Who do you think it would go to?

 baby	<input type="text"/>	 grandmother	<input type="text"/>
 librarian	<input type="text"/>	 puppy	<input type="text"/>
 boss	<input type="text"/>	 baseball player	<input type="text"/>
 chef	<input type="text"/>	 kids	<input type="text"/>

1. What does Luna go off in the woods to do?



2. Who did Luna find in her satchel?



3. What kept following Luna and kept talking to her?



4. Who woke Luna up after she fell asleep?




5. What did Luna draw in her sleep?



What did Xan turn into?



What did Xan leave for Luna?



Who escaped from the tower?



4. Who went to find Xan?





5. What did the note tell Luna the secret was?



Finally this unit does come with comprehension questions. There are 5 questions for most chapters. Each question has 3 pictures choices.

Answer key included!!





I realize there will be some students out there unable to do cutting activities. I have a blog post with ways to complete activities without a pair of scissors!!

[Click Here to read more!!](#)