

THE CROSSOVER (FOR SPECIAL ED)

26 activities

*5 questions/
20 pages*



Special Needs for Special Kids



These novel units are something I created and started using in my classroom. I had students with significant challenges and most were **non-readers**. They were the best thing I ever did, and my students LOVED them.

Table of Contents

Worksheet pages	Title	Section/ Pages
5-6	Suggestions for use	
7	Story board	
8	Title and Author	
9-11	Basketball game	Warm-Up
12-13	Nicknames	Warm-Up
14-16	Admirable traits	Warm-Up
17-18	Similes	First Q: pgs. 23-50
19-21	What does calamity look like?	First Q: pgs. 23-50
22-25	Privacy social story	First Q: pgs. 23-50
26	Pulchritudinous	First Q: pgs. 51-85
27-28	Things you are proud of	First Q: pgs. 51-85
29-31	Ways to show you like someone	First Q: pgs. 51-85
32-33	Idioms	Second Q: pgs. 89-110
34-35	Alliteration	Second Q: pgs. 89-110
36-37	Healthy snack choices	Second Q: pgs. 89-110
38-39	Second person writing prompt	Second Q: pgs. 110-137
40-41	Good vs bad feeling emotions	Second Q: pgs. 110-137
42-43	Consequences	Third Q: pgs. 137-169
44-45	How to apologize	Third Q: pgs. 137-169

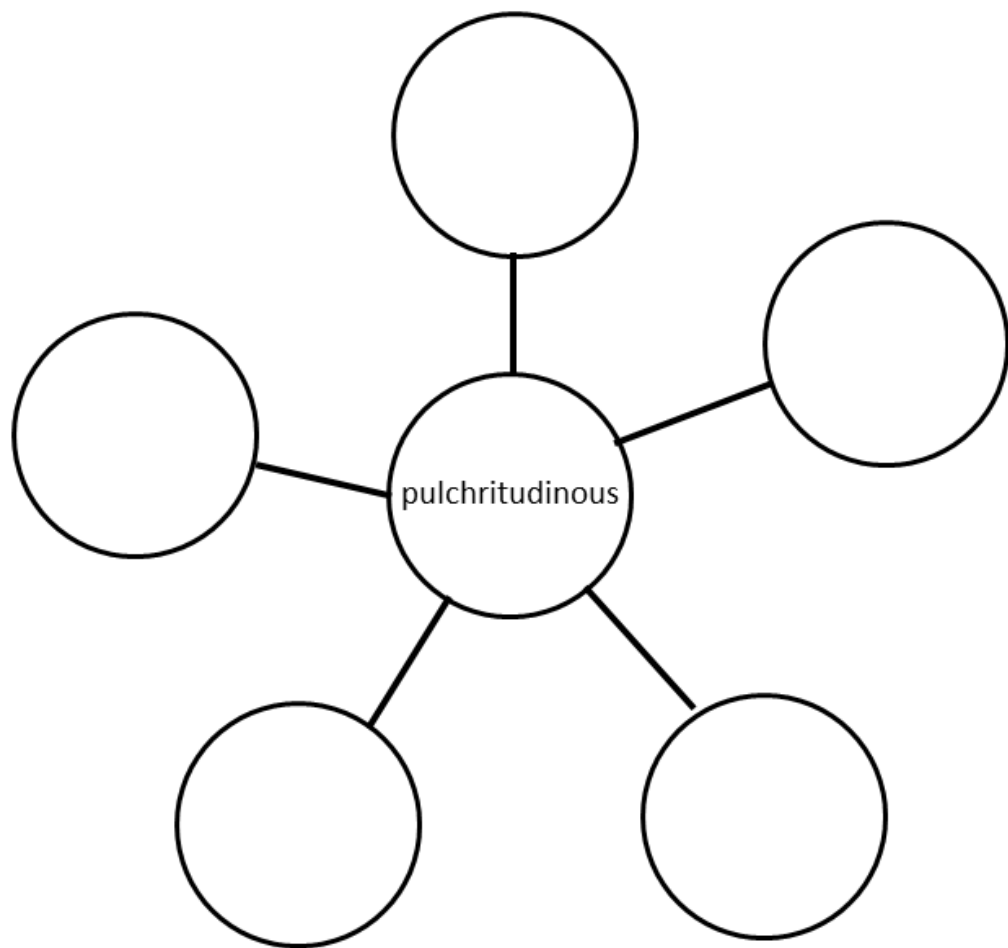
Table of Contents

Worksheet pages	Title	Section/ Pages
46-47	Metaphors	Third Q: pgs. 137-169
48-49	Some things about me	Third Q: pgs. 170-196
50-51	The Perfect Gift	Third Q: pgs. 170-196
52-53	-Ing words	Third Q: pgs. 170-196
54-56	Healthy heart choices	Fourth Quarter
57-58	Answer questions	Fourth Quarter
59	Difficult decisions	Fourth Quarter
60-61	Feeling very sad	Overtime
62-63	Coping with bad news	Overtime
64-65	Additional novel units available	
66-67	Terms of use	

This novel unit has **26 different activities.**

These activities are NOT comprehension-based. So, even if your students do not pay attention, they can still complete the activity.

What does the word pulchritudinous mean?



For example, the book introduces a lot of new vocabulary. In this activity, students complete a thinking map of what pulchritudinous means. This does not require comprehension of the chapter and is an errorless activity.

Suggestions for Use

- I made this unit to go along with the book, *The Crossover* by Kwame Alexander.
- The thought is that you would be reading it aloud to your class at a rate of about 25 pages per day.
- Be sure to give each student their own copy of the story board (pg. 8) to use while reading and discussing the story.
- Benefits of reading out loud, even to classes made up of severely affected students:
 - Teaches students to sit quietly even when there isn't something for them to do. This is such an important life skill. We all have to spend time sitting and listening to someone we are not that interested in at some point.
 - Parents will LOVE you. Not only will they be excited their child is being exposed to age appropriate material, but you are teaching them how to sit quietly, which will hopefully transfer to home as well.
 - Even with your lowest level learners, you will have 1 or 2 that will truly enjoy the story.
 - It can be a calming experience to sit and listen to the teacher read in a methodical way.

Suggestions for Use

- For students who need more structure, place the number of post-it notes in front of him/her that corresponds to the number of pages you intend to read. Remove a post-it as you finish each page. The visual will help lessen their anxiety.
- You will find 2 or more activities for each chapter. You will still have plenty to choose from and find those that fit best with your students.
- Differentiation:
 - For any activity, you can quickly differentiate for your lower level learners by using a color coding technique.
 - If sorting, outline each sorting category a certain color and then outline the corresponding pictures the same color.
 - Becomes a matching task.
- This unit includes 5 multiple choice questions for each section or approximately 25 pages. These are in a separate file and are in color and black and white. There is an answer key included.

Suggestions on how I found this activity worked best in my classroom are provided. I typically had 6-8 students with one adult assistant in the room with me.

The Crossover

for Special Education

By
Christa Joy
Special Needs for Special Kids



This entire novel unit comes in 2 separate files. One is completely in color and one is completely in black and white.

This unit comes with a vocabulary board.

Vocabulary boards are great for ALL students to assist with participation and engagement in group discussions.

Tips on how to use in the unit!!



What are some things you might find at a basketball game?

Errorless version

Place the following pictures in the circle map on the previous page showing things you might find at a basketball game.



Place the following pictures in the circle map on the previous page **ONLY** if they are things you might find at a basketball game.



Warm-Up

Christa Joy, Special Needs for
The Picture Communication Symbols ©1981-2018 by
Worldwide. Used with permission. Boardmaker!

There are circle maps in this unit.


Circle maps are a great way for students to see the big idea.




Josh's mom call his hair cut a calamity. What does a calamity look and feel like?



Place the on the previous page showing what chaos is like.



Place the following in the circle map on the previous page **ONLY IF** you think they describe what chaos might be like.



Each circle map comes with 2 choices:

An errorless option with only correct answers

An option that has wrong answers mixed in

students will need to set aside.

What do you like to eat? Have you ever thought about if your snack is healthy or not? Sort the following foods into those you think are healthy vs unhealthy choices.




Sort the foods into the best column. If you are not sure, place it on the middle line.









potato chips 	pretzel 	apple 	banana 	candy
candy bar 	French fries 	cheese 	yogurt 	ice cream
cookies 	brownie 	carrot 	celery 	fruit roll
cake 	rice cake 	salsa 	pizza 	fish crackers

There are sorting activities.





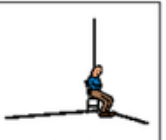


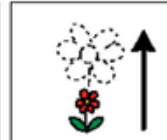
Directions on how to add color coding for differentiation is included.




There always consequences to our actions. Some are good and some are bad, depending on the action. Look at each action in the box and find what you think the consequence would be.

 fighting		 study	
 water		 exercise	
 spill		 cheat	
 mean		 good job	

Match the consequence to the action on the previous page. There may be more than one right answer.

 no one wants to play with you	 strong	 allowance	 clean up mess
 lonely	 time out	 good grades	 grow

There are matching activities. Directions on how to add color coding for differentiation is included.



The Best Gift Ever

Sometimes, for Christmas, I get

The best gift I ever got was a

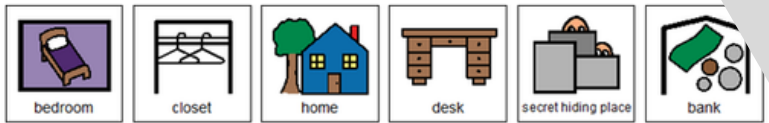


It came from

I kept it in a safe place, in my


It made me so



You may need to help students fill in their answer if the picture choice is not here.



There are writing prompts. These are errorless activities that allow students to write a story independently.



Match the word with the -ing version of the same word.

ball	watching
swing	winning
jump	swinging
miss	scoring
watch	ba
score	fa
fake	jur
win	mi

Josh's nickname is Filthy. Sometimes people get based on how they act or look. See if you can nickname below to the person it most likely be

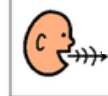
Beanpole



Nervous Nellie



Money bags



Einstein



Shorty



Chatterbox



Sometimes we have to make difficult decisions. Look at each scenario and circle what your decision would be. There is no right or wrong answer.

<p>What kind of party would you rather have?</p>	<p>What type of pet would you like to have?</p>
<p>When you have free time, what do you like to do?</p>	<p>Who would you most want to go to the movies with?</p>
<p>What type of music do you like to listen to?</p>	<p>Where do you like to vacation?</p>
<p>Which would you like to learn how to do?</p>	<p>On the week</p>

Because there are so many activities, you can choose the ones that fit your students the best.

First Quarter

Pgs. 51-85

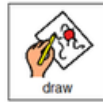
1. What does dad make the boys practice after dinner?



2. Dad tells a story that compares Josh and JB's basketball playing to what?





3. What does the boys' mom make them do every night?



4. What did Josh over-hear about his father?



5. What does Josh get caught doing in school?



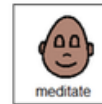
First Quarter
Pgs. 51-85

Christa Joy, Special Needs for Special Kids
The Picture Communication Symbols ©1981-2020 by Tobii Dynavox. All Rights Reserved
Worldwide. Used with permission. Boardmaker® is a trademark of Tobii Dynavox

Second Quarter

Pgs. 110-134

1. What does the team do to work on their mental game?



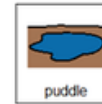
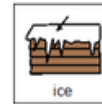
2. Where does Josh find JB and Alexis kissing?




3. Why was Josh late to the game?



4. What did Josh slip in running to the game?



5. Who does Josh throw the ball at and injure during the game?



Second Quarter
Pgs. 110-134

Christa Joy, Special Needs for Special Kids
The Picture Communication Symbols ©1981-2020 by Tobii Dynavox. All Rights Reserved
Worldwide. Used with permission. Boardmaker® is a trademark of Tobii Dynavox

This unit does come with comprehension questions. There are 5 questions for every section of approximately 20-25 pages. Each question has 3 picture choices. They are in color and black and white.

Answer key included!!



I realize there will be some students out there unable to do cutting activities. I have a blog post with ways to complete activities without a pair of scissors!!

[Click Here to read more!!](#)