

Special Ed

Summer



Special Needs for Special Kids

ALSO INCLUDES GOOGLE SLIDES



This unit was created with this guy in mind. He has autism and an intellectual disability. He is a non-reader, can count to 20, and LOVES summer. With some support, he is able to do this unit and enjoys the challenge. He is my tester!!

Summer Unit

By
Christa Joy
Special Needs for Special Kids



Christa Joy, Special Needs for Special Kids
The Picture Communication Symbols ©1981-2018 by Tobii Dynavox. All Rights Reserved
Worldwide. Used with permission. Boardmaker® is a trademark of Tobii Dynavox

Table of Contents

Pages	Activity
4-5	Vocabulary board
6-20	Summer bingo cards
21-24	Summer circle map
25-33	Counting booklet
34-37	Summer patterns
38-40	Scavenger hunt
41-47	Sudoku puzzle
48-50	Writing prompt
51-55	Close worksheet
56-58	Incredible Ice Cream
59-60	Terms of Use

Also included in this resource as separate files:

- Lesson plan
- Links and directions to digital activities
- PowerPoint (this is the book in the lesson plans)
- Social Story PowerPoint (editable)
- Activities in black and white

Christa Joy, Special Needs for Special Kids
The Picture Communication Symbols ©1981-2018 by Tobii Dynavox. All Rights Reserved
Worldwide. Used with permission. Boardmaker® is a trademark of Tobii Dynavox

This unit contains 8 days of material that is in both printable and digital formats. I have included a detailed lesson plan to help you make the most of everything in this unit including how to add some group activities.

It comes in 2 separate files. One in color and one in black and white.

Summer Lesson Plan

Preparation

- Print out a vocabulary board for each student to use throughout unit
 - Laminate or place in page protector
- Book
 - Print out, laminate, and bind
 - OR your students can listen to the pre-recorded version
- Scavenger Hunt cards
 - Print on cardstock and laminate
- Bingo Boards
 - Print cards on cardstock and laminate
 - Cut apart one board to use as calling cards

Preassessment (do day 1 before starting lesson)

- For this unit, use the fill-in-the-blank worksheets as the assessment for this unit.
- Give the quiz to assess what your students may already know
- I cannot emphasize enough how important this step is. If you want to see growth, this preassessment is so important!!

Teaching Tips

1. **Color Coding:** this is a really easy way to add more structure to a matching activity. Outline or color in an empty box or sorting label. Outline or color in the corresponding picture symbols the same colors. Becomes a color matching task.
 - a. For more info, read more here: <https://specialneedsforspecialkids.org/2015/09/05/usine-color-codine-for-differentiation/>
 - b. I also have a blog post on differentiation: <https://specialneedsforspecialkids.org/2015/09/05/usine-color-codine-for-differentiation/>
2. **Make your own copies of the activity yesterday.** For that reason:
 - a. I often complete the activity myself that I could use year after year.



Quick Look

Day	Activity
1	<ul style="list-style-type: none"> • Book • Vocab board activity • Circle map
2	<ul style="list-style-type: none"> • Book • Vocab board activity • Patterns
3	<ul style="list-style-type: none"> • Book • Vocab board activity • Counting booklet
4	<ul style="list-style-type: none"> • Book • Vocab board activity • Writing prompt
5	<ul style="list-style-type: none"> • Book • Vocab board activity • Scavenger hunt
6	<ul style="list-style-type: none"> • Social Story • Vocab board activity • Sudoku puzzle
→	<ul style="list-style-type: none"> • Social Story

Day 4

Activity	Notes	Materials
Read or listen to a recording of the book: Counting on Summer (10 minutes)	<ul style="list-style-type: none"> • Read through the story, asking lots of questions • Continue to make connections between book and vocabulary board 	<ul style="list-style-type: none"> • Book • Vocabulary board
Vocabulary Speed matching (15 minutes)	<ul style="list-style-type: none"> • Place one set of symbols in the middle of the table • Hold up a symbol and see who can find it first • Have the winning then place the symbol on their board 	<ul style="list-style-type: none"> • Vocabulary board cut apart (2 sets) • Vocabulary board
Counting booklet review (5 minutes)	<ul style="list-style-type: none"> • Review the booklet completed yesterday 	<ul style="list-style-type: none"> • worksheet completed yesterday
Writing prompt (10 minutes)	<ul style="list-style-type: none"> • Complete the writing prompt on summer • No need for color coding, as this is an errorless activity 	<ul style="list-style-type: none"> • worksheet • Scissors • Glue
Sharing (10 minutes)	<ul style="list-style-type: none"> • Each student shares their finished story with the group using the communication method of their choice 	<ul style="list-style-type: none"> • Completed worksheet • Communication devices

The lesson plans contain:

- Overall tips for teaching students with significant needs
- A quick look at what you will do each day
- Detailed instructions on how that day's lesson should run

Just a few more days and I will
be playing in the sun.



Christa Joy, Special Needs for Special Kids


7 popsicles. I couldn't eat one
more!



Christa Joy, Special Needs for Special Kids

There is a 15-page book
that counts summer
objects.

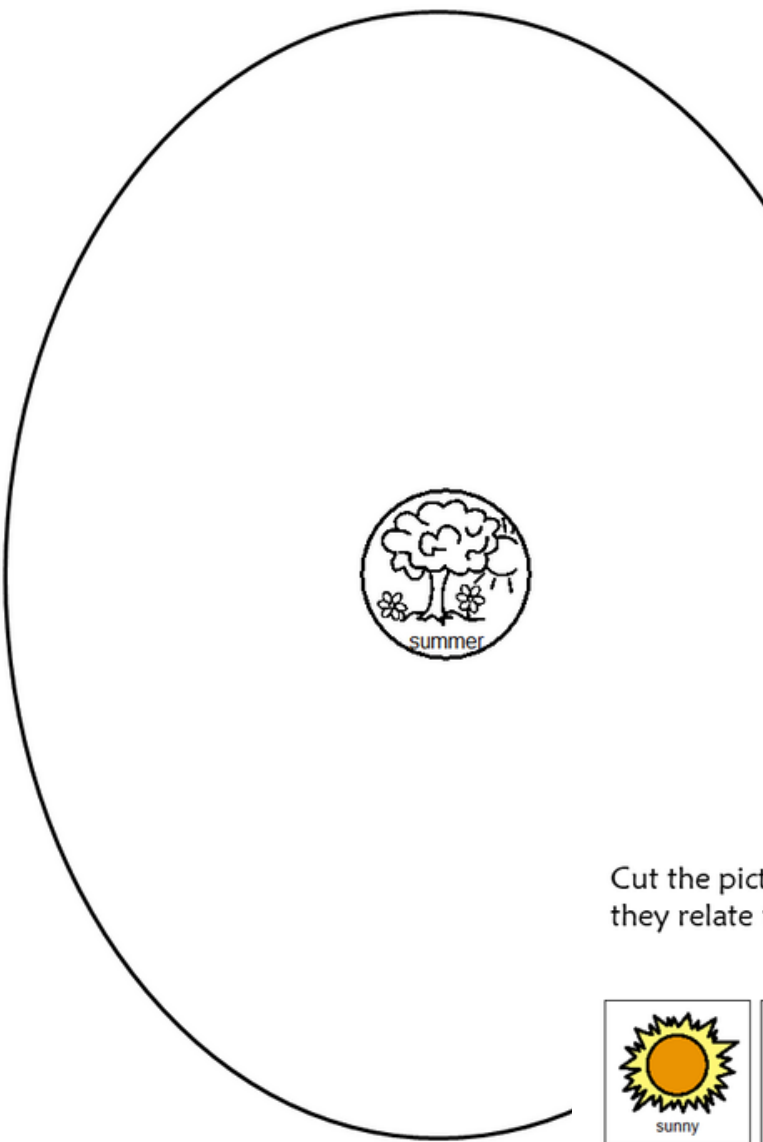
It comes in pdf version as well
as a voice recorded PowerPoint
(so you don't have to print it
out.)



This unit comes with a vocabulary board.

Vocabulary boards are great for ALL students to assist with participation and engagement in group discussions.

Tips on how to use them in the unit!!



Errorless version

Cut the pictures apart. Place in the circle map.



Cut the pictures apart. Place in the circle map **ONLY** if they relate to summer.



Christa Joy, Special Needs for Special Kids
The Picture Communication Symbols ©1981-2019 by Tobii Dyn
Worldwide. Used with permission. Boardmaker® is a trademark


There is a circle map showing things about summer. There is an option that only has correct answers and one that has wrong answers mixed in.



How many suns do you see?



How many mosquitos do you see?



How many bumble bees do you see?



How many flowers you see?



There is a counting booklet. It is in color and black and white. Also includes numbers students can cut out to use, or they can write the numbers in themselves.



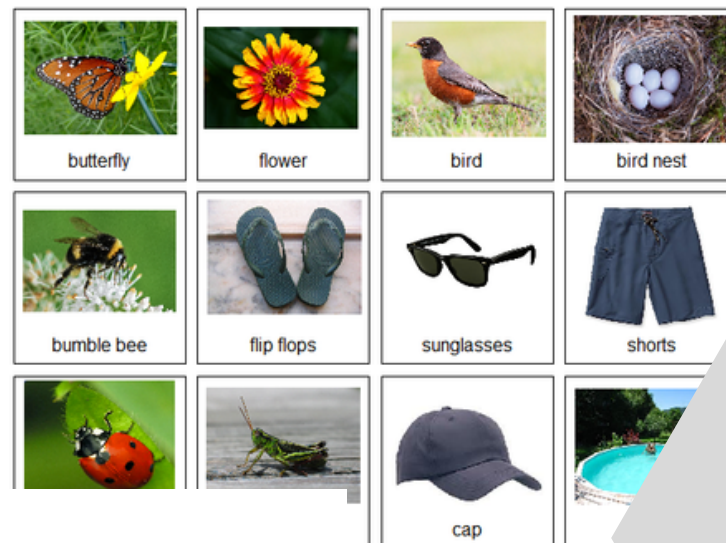


Summer Scavenger Hunt


- Make a copy of the following page for each student.
- They will mark off the signs they see.
- 3 versions included to best meet the learning level of your students
- Options:
 - Take a walk around the school looking for signs of summer
 - Read a story and have students listen for and mark signs of summer
 - Watch a movie and have students mark the signs of summer. There are a lot of videos on YouTube
- Be sure to use the most appropriate way for your students to mark their card depending on their ability level.
- For more ways to use a scavenger

• <https://specialneedsforspecialnew-ways-to-use-a-scavenger>


Signs of Summer























Signs of Summer



There is a scavenger hunt. There are suggestions for alternate ways to do a scavenger hunt if students are unable to go outside.










Summer Sudoku

 swim				 baseball	 sunny
		 sunny	 swim		 vacation
	 swim	 vacation	 hot		
	 Flip flops		 sunny		 swim
	 sunny	 Flip flops		 swim	 hot
 vacation	 hot	 swim		 sunny	










Chr
The Picture Communicatio
Worldwide. Used with

Summer Sudoku

 sunny			
		 vacation	
 vacation		 beach	
	 hot	 sunny	 vacation

Special Needs for Special Kids
©1981-2019 by Tobii Dynavox. All Rights Reserved
Boardmaker® is a trademark of Tobii Dynavox

Place the following images in the empty squares on the previous page, completing the sudoku puzzle.

 sunny	 sunny	 hot	 hot	 hot
 beach	 beach	 beach	 vacation	

There is a Sudoku puzzle in this unit as well. This is a great way to work with vocabulary and symbols used in the unit!!

There are 2 versions plus answer keys.

Summer

1. Summer starts in and goes until .
2. The weather is often in the summer.
3. To protect my skin, I should wear when outside.
4. A sport played in the summer is .
5. A popular vacation spot in the summer is the .

Summer

6. There is during the summer.
7. A yummy cool treat in the summer is a .
8. is a holiday celebrated in the summer.
9. People often wear in the summer.
10. I the summer.

There are 2 fill in the blank worksheets. These are great for reviewing some of the concepts covered in the unit and the book.

page 1



Page 2



Sometimes the schedule changes,
and I do not go to school.



I may go on a vacation with my family
this summer.



There is a social story about
summer break and things
students might do. This comes
in a PowerPoint that you can
edit to fit your students needs.

My 1 Story

I 2 summer,


















because it is 3.

I like to 4 in the summer.

I like to eat 5 in the summer.

Christa Joy, Special Needs for Special Kids
The Picture Communication Symbols ©1981-2019 by Tobii Dynavox. All Rights Reserved
Worldwide. Used with permission. Boardmaker® is a trademark of Tobii Dynavox



1	 summer	 summer		
2	 like	 don't like	 love	
3	 sunny	 hot	 fun to swim	 summer break
4	 swim	 go to the park	 go on vacation	 watch TV
5	 ice cream	 watermelon	 strawberries	 popsicles

Christa Joy, Special Needs for Special Kids
The Picture Communication Symbols ©1981-2019 by Tobii Dynavox. All Rights Reserved
Worldwide. Used with permission. Boardmaker® is a trademark of Tobii Dynavox

There is a writing prompt about things students like about summer. This is an errorless activity.

















Bingo cards





- Included are 10 Bingo cards in color and 10 Bingo cards in BW.
- Place the cards in page protectors or laminate for long term use.
- **Cut one board apart to use as calling cards.**
- This is a great way to practice the new vocabulary included in this unit.
- Cut apart a set of the vocabulary cards to use as the calling cards.
- Options:
 - Show students the picture for them to match
 - Read the definition and see if students can find the matching picture
 - Work as teams
 - Vary the "winning" patterns.
 - Cover all
 - Cover corners
 - Row across or down
 - Cover the edges
 - Vary the ways to mark the card
 - Place in page protector or laminate and use dry erase markers
 - Stickers
 - Post-it notes
 - Dot markers

Summer



 sunglasses	 sunny	 hot	 bathing suit
 vacation	 beach	 swim	 suntan lotion
 lounge chair	 relax	 Fourth of July	 flip flops
 shorts	 humid	 watermelon	 leaves

There are 10 color and 10 black and white Bingo cards included plus 10 different ways to use them and play Bingo. There are calling cards included. This is a great way to review vocabulary.



Incredible Ice Cream



- Preparation
 - Print out ingredient labels and affix to ingredients prior to lesson
 - Depending on the learning level of your students you can either pre-measure the ingredients so they are just dumping in what is in the containers, **or**
 - Allow your students to measure out the correct amount (good for older students especially)
 - Review and address any food allergies
 - Depending on learning style of your students, either print a class copy for each :
 - For student*
apart the
separate in.

Recipe Directions



1. Combine in a baggie



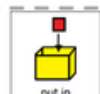
And/or



2. Place in a gallon baggie



And



3. Place small, sealed baggie in gallon baggie.



4. Shake



5. Eat

Ingredient Labels



ice cubes



whole milk



sugar



chocolate syrup

iv. Special Needs for Special Kids
181-2022 by Tobii Dynavox. All Rights Reserved Worldwide. Used
ardmaker® is a trademark of Tobii Dynavox

There is a picture recipe for students to make ice cream in a baggie.

Watch the movie about summer counting

3 kids will play until dark.




Christa Joy, Special Needs for Special Kids

There is a video of the book read aloud as well as the social story.

Watch the movie about summer break

Sometimes the schedule changes, and I do not go to school.



Christa Joy, Special Needs for Special Kids



How many seashells do you see?



How many crabs do you see?



How many surfers do you see?



How many picnic baskets do you see?














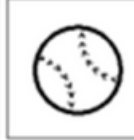




Count the number of objects and place the correct number in the box.


1 2 3 4 5 6 7 8 9 10

Christa Joy, Special Needs for Special Kids
The Picture Communication Symbols ©1981-2019 by Tobii Dynavox. All Rights Reserved
Worldwide. Used with permission. Boardmaker® is a trademark of Tobii Dynavox

There are digital versions of the activities included. Students click and drag the answers.

Use the pictures below to finish each pattern.

				<input type="text"/>
				<input type="text"/>
				<input type="text"/>
				<input type="text"/>




Christa Joy, Special Needs for Special Kids
The Picture Communication Symbols ©1981-2019 by Tobii Dynavox. All Rights Reserved
Worldwide. Used with permission. Boardmaker® is a trademark of Tobii Dynavox

There are 2 sets, one that includes differentiation shown here.

Summer

- Summer starts in and goes until .
- The weather is often in the summer.
- To protect my skin, I should wear when outside.
- A sport played in the summer is .
- A popular vacation spot in the summer is the .

Use the best picture to complete each sentence.



Christa Joy, Special Needs for Special Kids
The Picture Communication Symbols ©1981-2019 by Tobii Dynavox. All Rights Reserved
Worldwide. Used with permission. Boardmaker® is a trademark of Tobii Dynavox

This resource comes in a zipped folder. You will need to unzip the folder to access all the contents which include:

- **8 days of lesson plans**
- **Summer activities in color**
- **Summer activities in black and white**
- **Voice-recorded PowerPoint show**
- **Counting on Summer book (PowerPoint) to use with activities**
- **Summer Fun Social Story (editable PowerPoint)**
- **Links and directions to digital activities**

Save money and get this unit as part of one of these bundles:

- Seasons

[CLICK HERE](#) 

- End of the year

[CLICK HERE](#) 

