

STORY ELEMENTS

17 WEEKS

7 UNITS



SPECIAL EDUCATION



For students who:

- are emerging or non-readers
- take alternate assessments
- are in special education
- short-attention span
- lack pre-requisite skills
- benefit from the use of pictures for support
- middle/high school

Why you need this bundle:

- If you teach multiple grade levels, you have all you need in one place.
- Having the same layout for each unit reduces students' anxiety and allows them to focus on the content.
- Aligned with most extended learning standards.
- Saves you money
- Saves you time.

The story element curriculum includes 7 different units that are typically taught in middle or high school. The bundle includes:

1. Plot (2 weeks)
2. Theme (3 weeks)
3. Point of View (3 weeks)
4. Mood and Tone (2 weeks)
5. Main Idea (3 weeks)
6. Types of Conflict (2 weeks)
7. Types of style (2 weeks)

All units have
printable
AND digital
versions

All the units contain similar activities so students become familiar with the format and can concentrate more on the content. Although there is some variation, each unit has all or most of the following activities:

- Lesson plan
- Book
- Voice recorded PowerPoint
- Movie version of the book to use in a google slide
- Vocabulary board
- Vocabulary cards
- Labeling activities
- Circle maps
- Sorting activities
- Matching activities
- Writing prompts
- Vocabulary puzzles
- Fill in the blank review worksheets
- Assessment
- Digital versions of the activities in the form of google slides

All units have
printable
AND digital
versions

Table of Contents

Worksheet pages	Title-
4-45	Point of View
46-48	Vocabulary board
49-55	Vocabulary cards
56-68	Vocabulary cards cut and paste
69-74	Circle map
75-79	Pronoun sorting
80-85	Point of view sorting (characteristics)
86-93	Venn Diagram
94-100	Determining point of view
101-109	Writing prompts
110-122	Sudoku puzzle
123-124	Wordsearch
125-131	Cloze worksheets
132-147	Assessments
148-149	Terms of Use

In a separate files there are:

- lesson plan
- 20 extra point of view scenarios
- voice recorded PowerPoint
- Directions and links to digital activities

Every unit has lots of activities that review that story element. There are 2 separate files in color and black and white for easier printing.

There are also digital versions of the activities.

Day 2

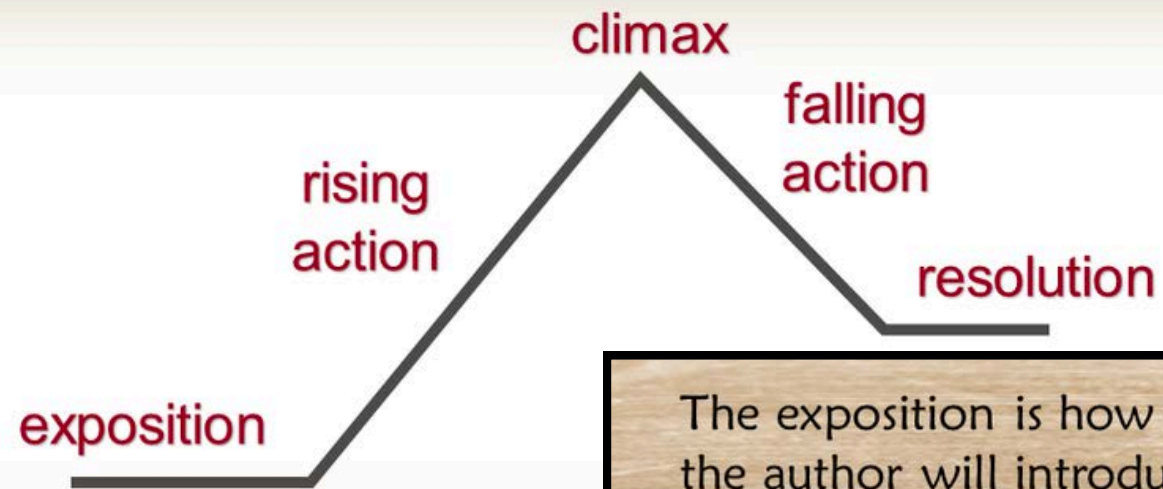
Activity	Notes	Materials
Read or listen to a recording of the book (15 minutes)	<ul style="list-style-type: none">• Read through the story, asking lots of questions• Continue to make connections between book and vocabulary board	<ul style="list-style-type: none">• Book• Vocabulary board
Vocabulary cards I Spy Game (10 minutes)	<ul style="list-style-type: none">• Determine how many cards your students can handle in front of them. This can vary, some students may be able to have all the cards, so may only be able to handle a field of 3-5• Discuss relevant points on the card<ul style="list-style-type: none">◦ You can also play this game in this manner having them find the symbol on their vocabulary board	<ul style="list-style-type: none">• Vocabulary cards (student set and teacher set)• Vocabulary board
Circle map review (5 minutes)	<ul style="list-style-type: none">• Review the circle map completed yesterday	<ul style="list-style-type: none">• Circle map completed yesterday
Circle Map (10 minutes)	<ul style="list-style-type: none">• Do the circle map which looks at what makes a good plot• Choose the best version (errorless or not) depending on the learning level of your students• Students cut out symbols and place in circle map• Make connections to the book as necessary	<ul style="list-style-type: none">• Circle map• Scissors• Glue
Sharing (10 minutes)	<ul style="list-style-type: none">• Each student shares their circle map with the group using the communication method of their choice	<ul style="list-style-type: none">• Completed circle maps• Communication devices

Lesson plan

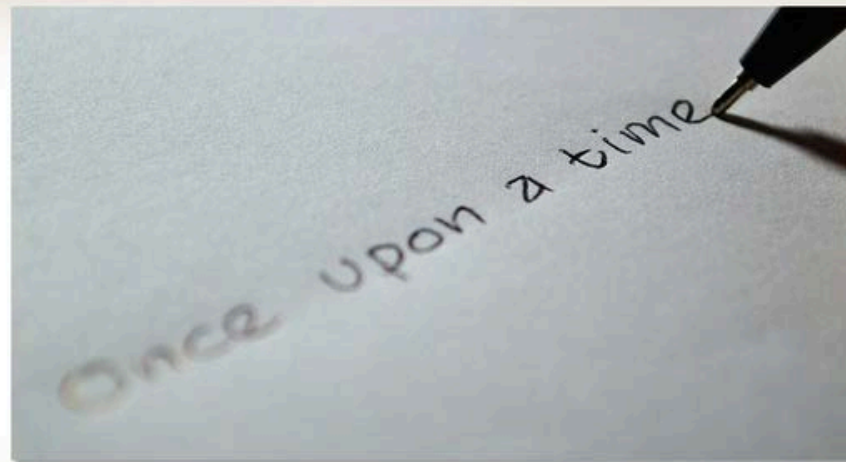
Every unit has a detailed lesson plan with suggestions, a quick look, and a daily step-by-step guide.

Books

Most authors will refer to this as the **plot structure**. Here is what it looks like. We will talk about each element and why it is important.

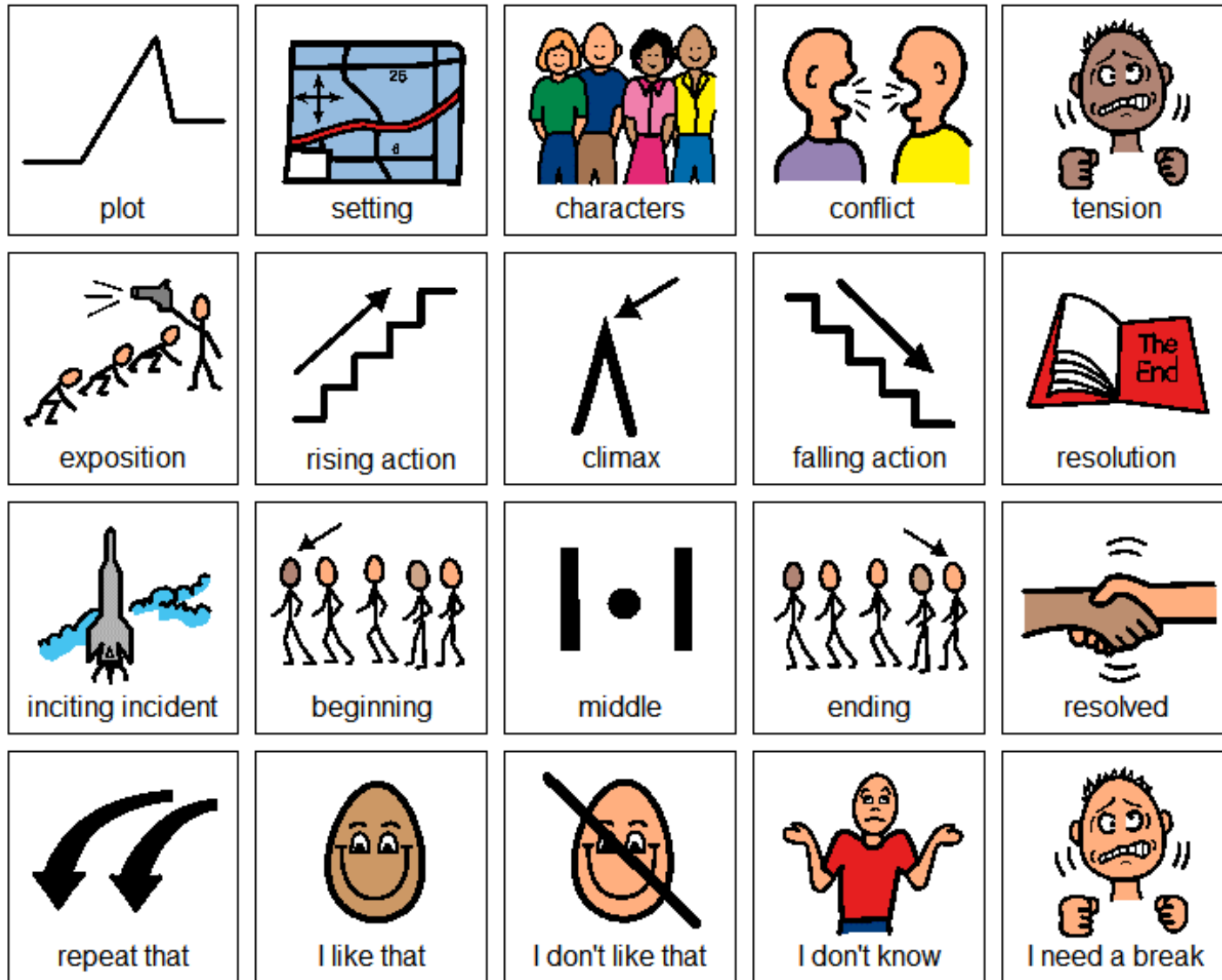


The exposition is how the story starts off. Usually, the author will introduce the characters and the main **setting** of the story.



Every unit has a book with simple text and engaging photos.

It comes in a PowerPoint and an mp4 file so you do not have to print it out.



Every unit uses the same vocabulary board while working through the unit. Suggestions for use are included.

Vocabulary


author

The person who writes the story.



main idea

The overall message the author is trying to tell the reader about the story.



supporting details

Things in the story that help build the main idea.



setting

When and where the story takes place.


characters

People in the story and are a supporting detail.



summary

Relates the overall sequence of events that happened in the story. Usually 2 or more sentences.



illustrations

Pictures in the story or on the cover.

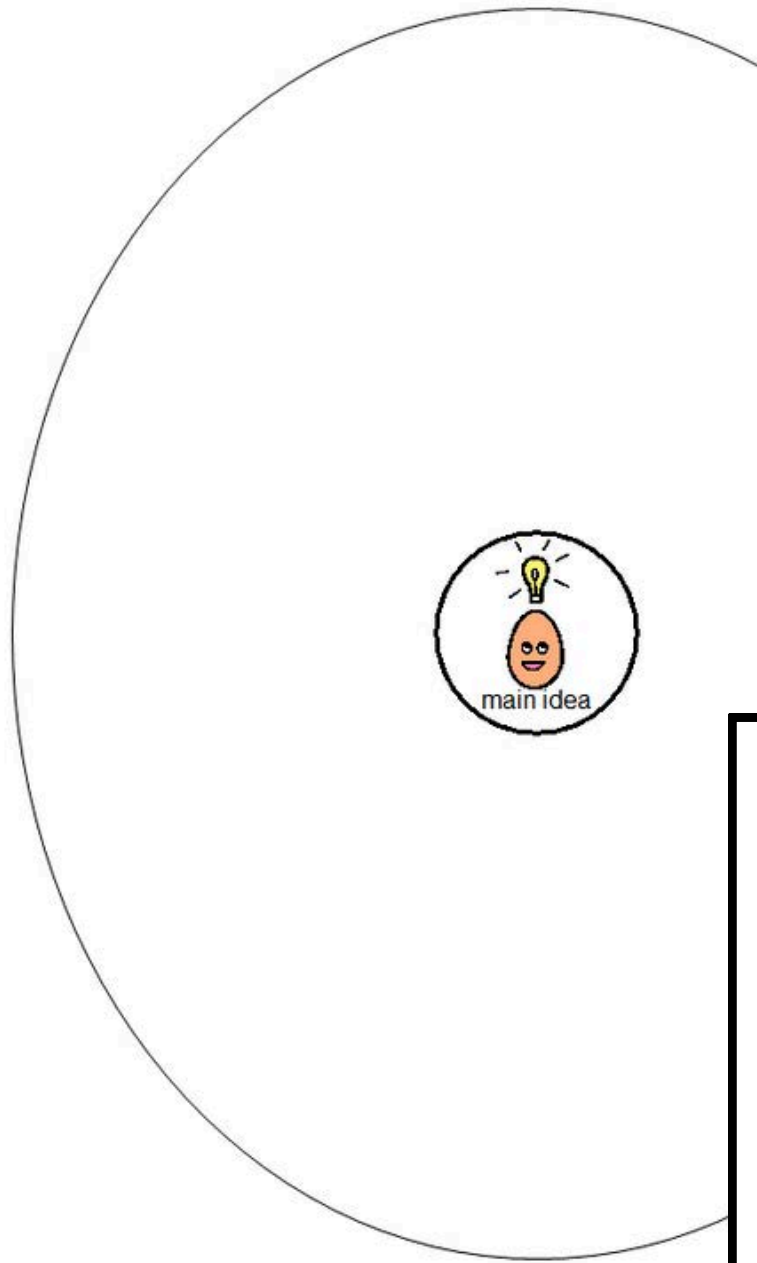


topic

What the story is about.













Every unit has vocabulary cards. There are suggestions for daily group activities to review these new definitions as well as cut and paste activities for review.









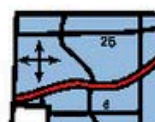








Errorless version

Cut apart pictures and place in circle map about or support the main idea.

 topic	 supporting details	 title	 one sentence	 illustrations
 what author is saying	 first sentence	 clues	 setting	 characters

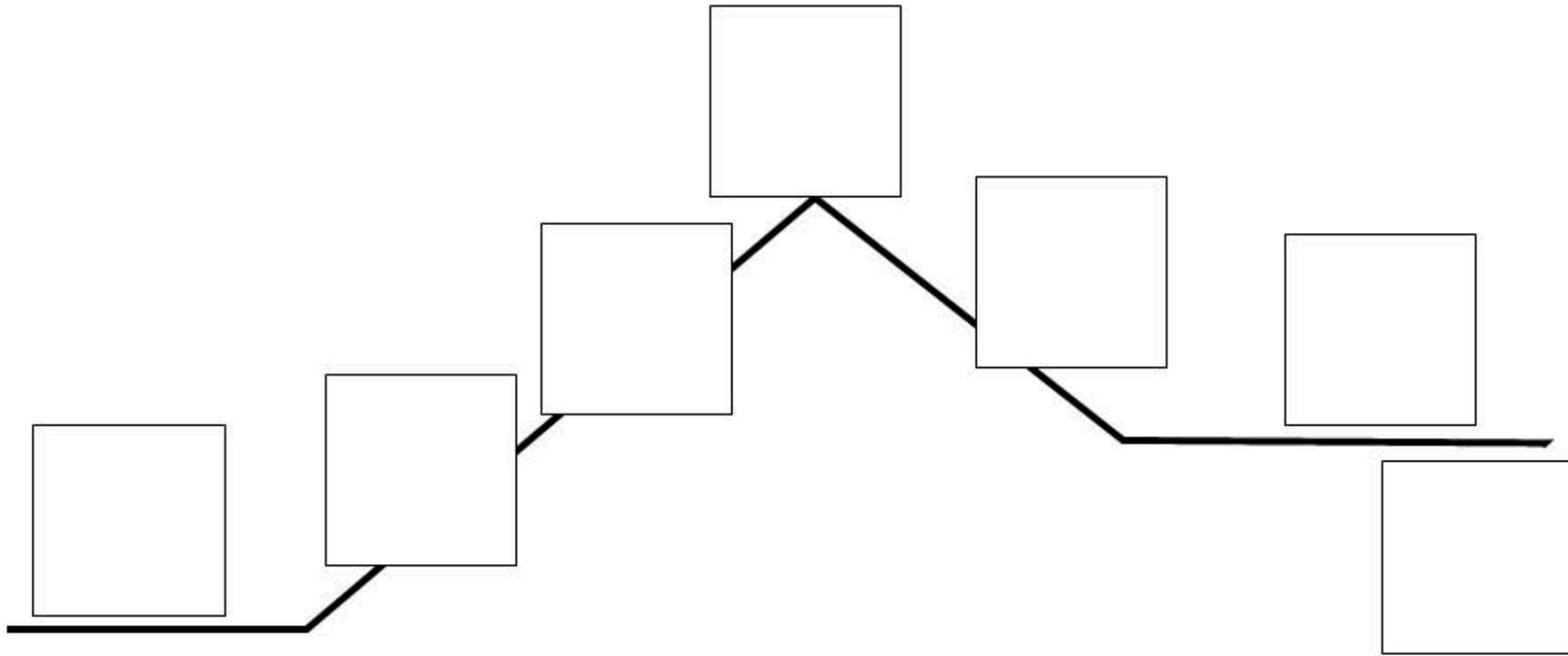
Cut apart pictures and place in circle map **ONLY IF** they are about or support the main idea.

 topic	 bath	 title	 one sentence	 puppy
 what author is saying	 first sentence	 park	 setting	 characters
 pizza	 supporting details	 clues	 couch	 illustrations

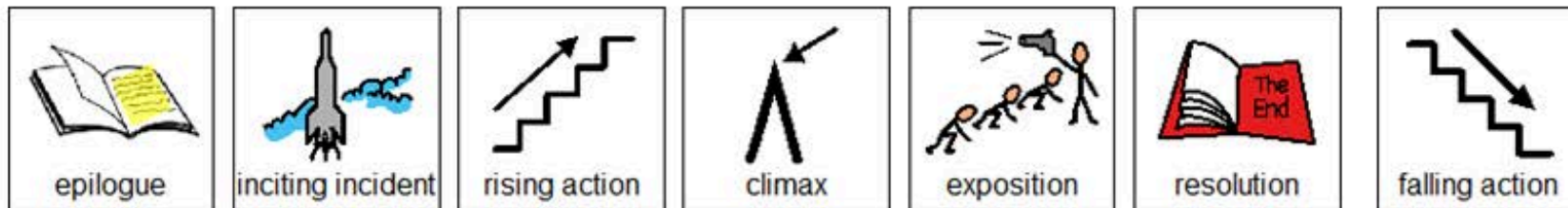
Each unit has a circle map to review the main concepts from the book. Each circle map comes with an errorless option and one with wrong answers mixed in.

circle maps

labeling/sequencing



Label the parts of the plot structure.



ChristaJoy, Special Needs for Special Kids

The Picture Communication Symbols ©1981–2020 by Tobii Dynavox. All Rights Reserved
Worldwide. Used with permission. Boardmaker® is a trademark of Tobii Dynavox

Some units have labeling activities and story maps to fill out. Suggestions for differentiation are included.



Find the mood that would best describe each setting.

 cave	<input type="text"/>	 fair	<input type="text"/>
 mountain	<input type="text"/>	 hurricane	<input type="text"/>
 birthday party	<input type="text"/>	 wedding	<input type="text"/>
 castle	<input type="text"/>	 haunted house	<input type="text"/>


matching

Most units have matching activities. Suggestions for adding color coding for differentiation are included.

Find the best mood for each setting.

 exciting	 adventurous	 scary	 happy
 romantic	 dangerous	 mysterious	 gloomy

Sort the examples on the next page into those that describe mood or tone and those that do not.

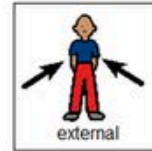
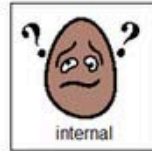


fantasy	computer
innertube	gloomy
formal	pool toys
fork	dreamy
soda	romantic
scary	milkshake
silly	fruit
watch	excited

Christa Joy, Special Needs for Special Kids
 The Picture Communication Symbols ©1981-2021 by Tobii Dynavox. All Rights Reserved
 Used with permission. Boardmaker® is a trademark of Tobii Dynavox

sorting

Sort the characteristics and examples on the next page into those that are internal and those that are external conflicts.



protagonist	antagonist	in character's mind	can't decide	versus self
versus person	versus nature	versus society	needs resolution	unsure
harsh conditions	unfair rules	argument	prince fights dragon	war

Christa Joy, Special Needs for Special Kids
 The Picture Communication Symbols ©1981-2021 by Tobii Dynavox. All Rights Reserved
 Worldwide. Used with permission. Boardmaker® is a trademark of Tobii Dynavox

Most units have sorting activities. Suggestions for adding color coding for differentiation are included.

**differentiated
with pictures**

My Fairytale

Once upon a time, there was a

He/she lived in

He/she dreamed of being able to

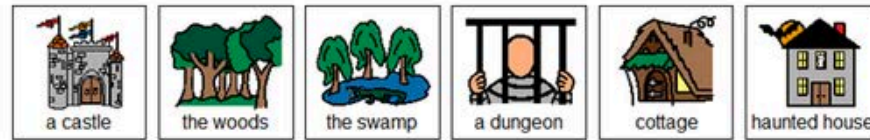
one day.

Then, finally one day a

came to the rescue.

And everyone lived happily ever after in the

writing prompts








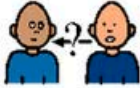



Most units have a writing prompt that models that story element. These are errorless activities and can be done more than once to write multiple stories.

Types of Style

A X L J B C A X F X R Y Z A X
 J M I T A D O H F M T M S W Y
 G E Z H N E S O Q O V B N V J
 D T K T E S T I M O N I A L S
 I A L O C C L P I D E D R Y T
 C P P N D R Q I V W F C R O Y
 T H E E O I L A D N X F A Z L
 I O R O T P J E O R Z L T N E
 O R S O A T K F Z K I P I P S
 N V U A L I R H Q J C M V K I
 P M A S U V U V B R J E E U M
 M T S R P E J L I W L K E W I
 R D I R S T A T I S T I C A L
 M F V Y W A Q F B F N D S E E
 V B E E X P O S I T O R Y A P

statistical	descriptive	testimonial	expository
persuasive	metaphor	diction	simile
mood	tone	narrative	anecdotal
style			


Style

 descriptive	 expository		
 expository			 persuasive
 narrative	 expository	 persuasive	 descriptive
 descriptive			

Christa Joy, Special Needs for Special Kids
 The Picture Communication Symbols ©1981–2019 by Tobii Dynavox. All Rights Reserved
 Worldwide. Used with permission. Boardmaker® is a trademark of Tobii Dynavox

There are vocabulary puzzles to review the new words in the unit. There are 2 sudoku puzzles and a word search.

Place the following images in the empty squares on the previous page, completing the sudoku puzzle.



vocabulary puzzles

review sheets

Point of View

1. The reader accesses the story through the type of the author chooses to use.

2. The is the person telling the story.

3. The perspective tells you the narrator sees and feels what is going on.

4. In first person point of view, the narrator is one of the .

5. The narrator will use words like I, me, and we in point of view.



first person



narrator



how



point of view



characters

Third Person Point of View

1. With omniscient point of view, the narrator knows .

2. With feelings, the narrator only know some of the characters'


3. With limited omniscient, the narrator is often tied to of the characters.

4. With objective point of view, the narrator is just an .

5. Objective point of view helps to eliminate any in the story.



bias



observer



limited omniscient



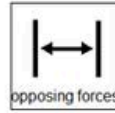
one




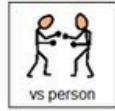
everything

There are fill-in-the-blank worksheets to review the main concepts prior to the assessment.

1. The conflict is between what:



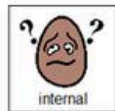
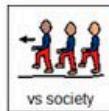
2. What type of conflict takes place in the protagonist's mind?



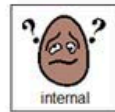
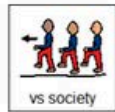

3. Who is the protagonist often fighting against?



4. If the protagonist is fighting to climb Mt. Everest, then that is an example of what type of conflict?






5. If the protagonist is fighting for safer working conditions for everyone, then that is an example of what type of conflict?


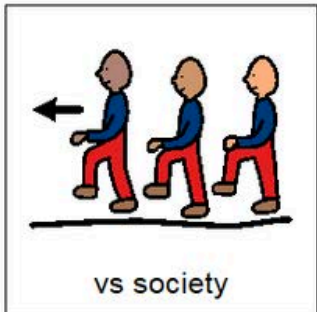


Print onto cardstock or mount on index cards. Cut picture apart and show student answer choices for each question.

Q 3



Q 4



Finally, each unit has an assessment that is available in 3 versions. These are given 1:1 and read aloud to the student.

7. Harry Potter fighting against Voldemort is what type of conflict?

- A. Vs nature
- B. Vs society
- C. Vs person

8. When does the resolution to the conflict normally take place?

- A. Beginning
- B. Middle
- C. The end

9. What type of conflict do we see in Pinocchio when he tries but fails not to tell a lie?

- A. External
- B. Internal
- C. I don't know


10. True or False. It is important for the conflict to be resolved.

- A. True
- B. False
- C. I don't know


assessment

- All of these units include digital versions of the activities. These simply require the student to click and drag the answers. There is no drawing or typing involved.
- There are 2 complete sets of slides. One set is differentiated using color.

Make great independent learning centers.



The two together, point of view and perspective, are very powerful tools authors use to bring the story to life. And, as a reader it is important to know what these are. But how do you figure that out?



Christa Cox, Special Needs for Special Kids

Watch the movie on Point of View

The movie version of the books from the unit.

What characters do/say

Jack and the Beanstalk

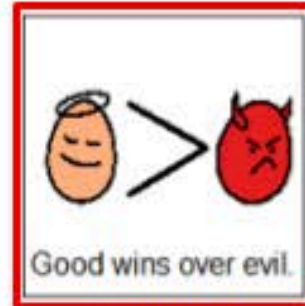

Consequences

Theme









The digital activities are click and drag.

Christa Joy, Special Needs for Special Kids
The Picture Communication Symbols ©1981–2019 by Tobii Dynavox. All
Worldwide. Used with permission. Boardmaker® is a trademark of T


Place the pictures in the correct locations on the story map.



Use for more review

Always tell the truth.		Don't give up, just keep swimming.	
Sometimes we just don't want to grow up.		Just do it.	
A good friend will get you through anything.		There is only one true love for each person.	
The good guy will always win in the end.		Be careful who you trust.	

Match the story to go with each theme.



Christa Joy, Special Needs for Special Kids
 The Picture Communication Symbols ©1981-2019 by Tobii Dynavox. All Rights
 Worldwide. Used with permission. Boardmaker® is a trademark of Tobii Dynavox.

Each unit comes with a set of slides that are differentiated with color.

Perfect for any learning level

Still have questions?

Reach out at specialneedsforspecialkids@gmail.com

I will answer your question personally and promptly.

