

Staying in my Chair

Special Ed



SOCIAL STORY + ACTIVITIES



These social stories are something I created and started using in my classroom. The story paired with the activities gave students a structured way to practice a new or uncomfortable skill.

Color version

Staying in my Chair Social Story

By
Christa Joy
Special Needs for Special Kids



Christa Joy, Special Needs for Special Kids

Table of Contents

Worksheet pages	Activity
4-7	Circle map
8-14	Student booklet social story
15-18	Power cards
19-21	Yes/No quiz
22-23	Terms of Use

In a separate file you will find:

- PowerPoint version of social story (editable)
- Activities in black and white

You can also download this social story as a google slide presentation. You will be prompted to make a copy. This is editable in case you need to adjust to the needs of your students.

[CLICK HERE](#)

Christa Joy, Special Needs for Special Kids

This unit has a story and activities. The activities come in 2 separate files, one in color and one in black and white.

When I am on the school bus,
it is best to stay in my seat.



©ChristaJoy, SNSK

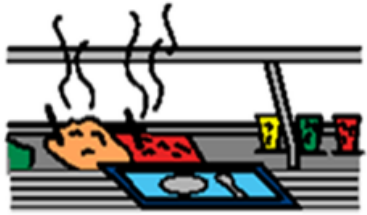
The floor is dirty. YUCK!!



©ChristaJoy, SNSK

There is a 12 page social story that has simple text and engaging photos. This story is in a PowerPoint and Google Slide format so you **can edit** the text if needed to fit your own situation.

When I am in the cafeteria
it is important to stay
sitting in my chair.



Page 5

Christa Joy, Special Needs for Special Kids The Picture Communication Symbols ©1981-2021 by Tobii Dynavox. All Rights Reserved Worldwide. Used with permission. Boardmaker® is a trademark of Tobii Dynavox.

Plus, the floor is dirty.
YUCK!



Page 6

Christa Joy, Special Needs for Special Kids The Picture Communication Symbols ©1981-2021 by Tobii Dynavox. All Rights Reserved Worldwide. Used with permission. Boardmaker® is a trademark of Tobii Dynavox.

I need to stay sitting in my
seat on the bus.



Page 9

Christa Joy, Special Needs for Special Kids The Picture Communication Symbols ©1981-2021 by Tobii Dynavox. All Rights Reserved Worldwide. Used with permission. Boardmaker® is a trademark of Tobii Dynavox.

Plus, the floor is dirty.
YUCK!



Page 10

Christa Joy, Special Needs for Special Kids The Picture Communication Symbols ©1981-2021 by Tobii Dynavox. All Rights Reserved Worldwide. Used with permission. Boardmaker® is a trademark of Tobii Dynavox.


There is also a 13 page
booklet in color and black
and white that students
can keep with them and
take home to review as
needed.

Where are some different places you might sit in school?




errorless

Place the following in the circle map showing different places you might sit in school.



Place the following on the previous page **ONLY IF** they are showing different places you might sit in school.



Christa Joy, Special Needs for Special Kids The Picture Comm
Dynavox. All Rights Reserved Worldwide. Used with permission
Dynavox

There is a circle map of places you might sit while in school. There is an option that only has correct answers and one that has wrong answers mixed in.

Front of card

Sitting in my Chair



Back of card

Remember

1. Easier to pay attention
2. Safe
3. Floor is yucky!

Christa Joy, Special Needs for Special Kids
The Picture Communication Symbols ©1981-2019 by Tobii Dynavox. All Rights Reserved
Worldwide. Used with permission. Boardmaker® is a trademark of Tobii Dynavox.


Front of card

Sitting in my Chair



Back of card

Remember



Christa Joy, Special Needs for Special Kids
The Picture Communication Symbols ©1981-2019 by Tobii Dynavox. All Rights Reserved
Worldwide. Used with permission. Boardmaker® is a trademark of Tobii Dynavox.

There is a power card that comes in 2 versions that reviews why it is good to sit in a chair. These are great for students to carry around and personalize.

Circle the correct answer.

1. It is okay to crawl under my desk.



2. It is okay to raise my hand.



3. It is okay to ask for help.



4. It is okay to crawl on the floor.




5. The floor is dirty.



Christa Joy, Special Needs for Special Kids The Picture Communication Symbols ©1981
Dynamox. All Rights Reserved Worldwide. Used with permission. Boardmaker® is a tra-
Dynamox



There is a short yes/no quiz to informally assess if students understand this concept. It comes with large cards students can hold up if reading the questions aloud.



answer cards (2 options)

Christa Joy, Special Needs for Special Kids The Picture Communication Symbols ©1981-2021 by Tobii
Dynamox. All Rights Reserved Worldwide. Used with permission. Boardmaker® is a trademark of Tobii
Dynamox



The activities that accompany this social story provide:

1. A structured way for you to review this skill.

2. A way to informally assess if students are comprehending the material.

3. Engages the student by providing different ways to review the same material.