

# STATE & LOCAL GOVERNMENTS

SPECIAL  
EDUCATION



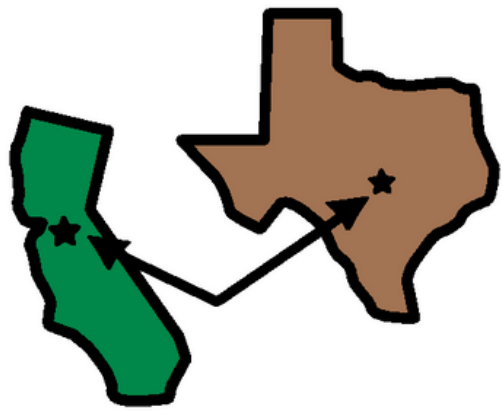
INCLUDES GOOGLE SLIDES



*This unit was created with this guy in mind. He has autism and an intellectual disability. He is a non-reader, and has trouble focusing for more than a few minutes. With some support he is able to do this unit, and enjoys the challenge. He is my tester!!*

# State and Local Government Unit for Middle School/HS

By  
Christa Joy  
Special Needs for Special Kids



Christa Joy, Special Needs for Special Kids  
The Picture Communication Symbols © 1981–2018 by Tobii Dynavox. All Rights Reserved  
Worldwide. Used with permission. Boardmaker® is a trademark of Tobii Dynavox

## Table of Contents

Pages	Activity
4-5	Vocabulary board
6-10	Vocabulary cards
11-22	Vocabulary cut and paste
23-29	Circle maps
30-34	Venn Diagram: Federal vs State government
35-38	Sequence levels of power
39-43	Engaging Learning Experience
44-50	Sudoku
51-52	Word Search
53-57	Close worksheets
58-68	Assessment
69-70	Terms of Use

Also included in this resource as separate files:

- Lesson plans
- Links and directions to digital activities
- PowerPoints (**these are the books in the lesson plans**)
- Voice recorded PowerPoint
- Activities in black and white

Christa Joy, Special Needs for Special Kids  
The Picture Communication Symbols © 1981–2018 by Tobii Dynavox. All Rights Reserved  
Worldwide. Used with permission. Boardmaker® is a trademark of Tobii Dynavox

*This unit contains 12 days of materials. I have included a detailed lesson plan to help you make the most of everything in this unit including how to add some group activities.*

*There are 2 separate files, one in color one in black and white.*

# State and Local Government Lesson Plan for High School

## Preparation

- Print out a vocabulary board for each student to use throughout unit
  - Laminate or place in page protector
- Books
  - Print out, laminate, and bind
  - OR your students can listen to the pre-recorded version
- Vocabulary cards
  - Print out a set of cards onto cardstock and laminate
  - Make one set for each student and also one for the teacher to use in I Spy games
- Engaging Learning Experience
  - Because this will deal with information specific to YOUR state, you will need to do some research and gather any resources you need before day 6 & 7.

## Preassessment (do day 1 before starting lesson)

- Choose the form of the assessment that best fits the learning level of your students
- Give the assessment to assess what your students may already know
- I cannot emphasize enough how important this step is. If you want to see growth, this preassessment is so important!!

## Teaching Tips

1. **Color Coding:** this is a really easy way to add more structure to a matching activity. Outline or color in an empty box or sorting label. Outline or color in the corresponding picture symbols the same colors. Becomes a color matching task.
  - a. For more info, read more here: <https://specialneedsforspecialkids.org/20/differentiation/>
  - b. I also have a blog post on differentiating <https://specialneedsforspecialkids.org/20/3-ways-easily-and-effectively/>
2. **Make your own copies of the activities.** Every day yesterday. For that reason:

## Quick Look

Day	Activity	Day	Activity
1	<ul style="list-style-type: none"> <li>• Book</li> <li>• Vocab cards intro</li> <li>• Circle map</li> </ul>	7	<ul style="list-style-type: none"> <li>• Book</li> <li>• Vocab cards activity</li> <li>• Engaging Learning experience</li> </ul>
2	<ul style="list-style-type: none"> <li>• Book</li> <li>• Vocab cards activity</li> <li>• Circle map</li> </ul>	8	<ul style="list-style-type: none"> <li>• Book</li> <li>• Vocab cards cut and paste</li> <li>• Sudoku puzzle</li> </ul>
3	<ul style="list-style-type: none"> <li>• Book</li> <li>• Vocab cards activity</li> <li>• Venn Diagram</li> </ul>	9	<ul style="list-style-type: none"> <li>• Book</li> <li>• Vocab cards cut and paste</li> <li>• Word Search</li> </ul>
4	<ul style="list-style-type: none"> <li>• Book</li> <li>• Vocab cards activity</li> <li>• Sequencing activity</li> </ul>	10	<ul style="list-style-type: none"> <li>• Book</li> <li>• Vocab cards activity</li> <li>• Close worksheet</li> </ul>
5	<ul style="list-style-type: none"> <li>• Book</li> <li>• Vocab cards activity</li> <li>• Sequencing activity</li> </ul>	11	<ul style="list-style-type: none"> <li>• Book</li> <li>• Vocab cards activity</li> <li>• Close Worksheet</li> </ul>
6	<ul style="list-style-type: none"> <li>• Book</li> <li>• Vocab cards activity</li> <li>• Engaging Learning experience</li> </ul>	12	<ul style="list-style-type: none"> <li>• Assessment</li> </ul>

## Day 5

Activity	Notes	Materials
Read or listen to a recording of the book (10 minutes)	<ul style="list-style-type: none"> <li>• Read through the story, asking lots of questions</li> <li>• Continue to make connections between book and vocabulary board</li> </ul>	<ul style="list-style-type: none"> <li>• Book</li> <li>• Vocabulary board</li> </ul>
Vocabulary cards Scavenger Hunt (10 minutes)	<ul style="list-style-type: none"> <li>• Place one set of the vocabulary cards around the room before lesson                             <ul style="list-style-type: none"> <li>◦ Students walk around and find them, bring them back and matching them to their own set of cards</li> </ul> </li> <li>• You can do this same activity with the vocabulary board. Just cut the individual symbols apart and place around the room.</li> </ul>	<ul style="list-style-type: none"> <li>• Vocabulary cards (extra sets)</li> </ul>
Sequencing worksheet review (5 minutes)	<ul style="list-style-type: none"> <li>• Review the worksheet completed yesterday</li> </ul>	<ul style="list-style-type: none"> <li>• Worksheet completed yesterday</li> </ul>
Sequencing activity (10 minutes)	<ul style="list-style-type: none"> <li>• Do the worksheet sequencing <b>levels of power in government (people)</b></li> <li>• Add color coding if needed</li> <li>• Students complete the worksheet</li> <li>• Make connections to the book as necessary</li> </ul>	<ul style="list-style-type: none"> <li>• Worksheet</li> <li>• Scissors</li> <li>• Glue</li> </ul>
Sharing (10 minutes)	<ul style="list-style-type: none"> <li>• Each student shares their finished worksheet with the group using the communication method of their choice</li> </ul>	<ul style="list-style-type: none"> <li>• Completed worksheets</li> <li>• Communication devices</li> </ul>

There is a 12 day lesson plan with group and individual activities.



This unit comes with a vocabulary board.

Vocabulary boards are great for ALL students to assist with participation and engagement in group discussions.

Tips on how to use in the unit!!

ChristaJoy, Special Needs for Special Kids  
 The Picture Communication Symbols ©1981–2019 by Tobii Dynavox. All Rights Reserved  
 Worldwide. Used with permission. Boardmaker® is a trademark of Tobii Dynavox

Each state also has its own **Constitution**, that lists the rules for the how that state's government will run and how its citizens will be protected.



Christa Joy, Special Needs for Special Kids

Part of that Constitution gives some of the power to each state, so they can make the best decisions for the people living there. This is protected in the **10<sup>th</sup> Amendment**.



Christa Joy, Special Needs for Special Kids

There is a 32 page book with simple text and photos that outlines the roles and powers of local and state governments.

It comes in a PowerPoint version as well as movie (mp4) format (so you don't have to print them out.)

### Constitution

Each state has its own set of rules to follow.



### federal government

Relates to the central government of the US located in Washington, DC.



### 10<sup>th</sup> Amendment

Amendment in the Constitution that gives states power to determine some of their own rules.



### state government

Relates to the officials and government that rules over each state.



### municipal

Relates to a city or town.



### municipalities

Large city or town that has its own elected officials and government.



### mayor

Person in charge of a city or town who is elected.

### executive branch

At the state level, is lead by the governor and is in charge of making sure the laws are followed.



### local government



### governor



### bicameral



### county



Relates to the officials and government that rules over each state.

Large city or town that has its own elected officials and government.

At the state level, is lead by the governor and is in charge of making sure the laws are followed.

Relates to the central government of the US located in Washington, DC.

Large geographical areas in a state, that is often run by its own elected officials.

At the state level, led by the state's Supreme court as well as lower courts that hear cases.

Head of the executive branch of the state.


Person in charge of a city or town who is elected.

There are 14 vocabulary cards in color and black and white.

Included are suggestions for group activities to do with these each day including a cut-and-paste activity.

Errorless version

Cut apart pictures and place in circle map about state government.



Cut apart pictures and place in circle map **ONLY IF** they relate to state government.



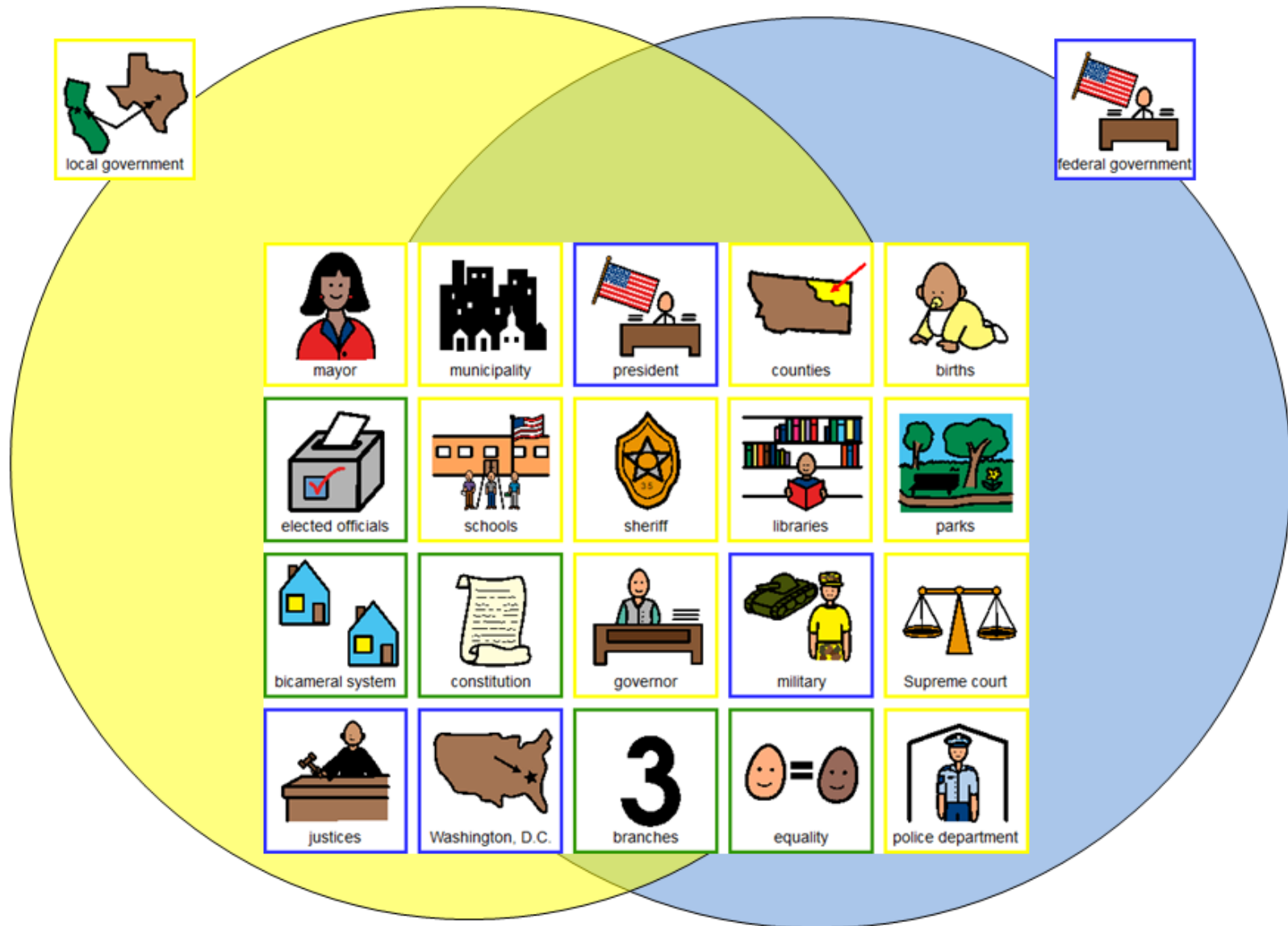
Christa Joy, S  
The Picture Communication Symbol  
Worldwide. Used with permissio

There are 2 circle maps in this unit,  
one on state governments and one  
on local governments.

Each comes with:


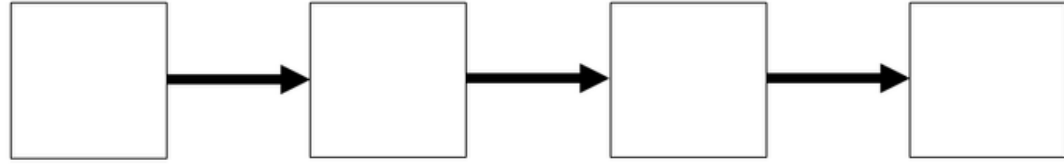
- Errorless version
- Version with wrong answers mixed in





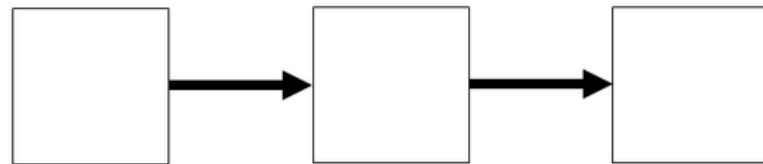
There is a Venn diagram comparing state and federal governments. There is a color-coded version included (shown here) for students who need more support.

## Levels of Government



The Picture Commun  
Worldwide. Used



















## Heads of Government



Christa Joy, Special Needs for Special Kids  
The Picture Communication Symbols ©1981–2019 by Tobii Dynavox. All Rights Reserved  
Worldwide. Used with permission. Boardmaker® is a trademark of Tobii Dynavox












There are 2 sequencing activities, indicating increasing levels of power.

# State and Local Government


 governor		 municipality	 federal	
 municipality				 governor
	 bicameral			 state
 state		 federal	 bicameral	 local
 local		 state		 governor
 municipality		 local	 state	 federal

Christa Joy, Special Needs for Special Kids  
The Picture Communication Symbols ©1981-2019 by Tobii Dynavox. All Rights Reserved  
Worldwide. Used with permission. Boardmaker® is a trademark of Tobii Dynavox

# State and Local Government

 mayor	 local	 governor	 state
		 mayor	
 local	 mayor	 state	 governor
 governor		 local	

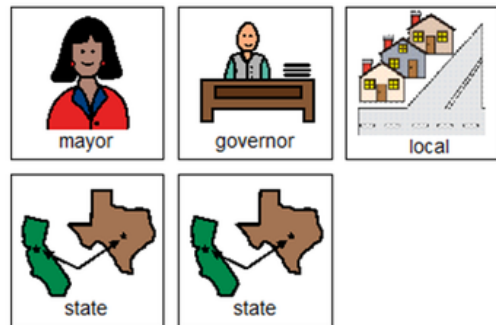
Christa Joy, Special Needs for Special Kids  
The Picture Communication Symbols ©1981-2019 by Tobii Dynavox. All Rights Reserved  
Worldwide. Used with permission. Boardmaker® is a trademark of Tobii Dynavox



There are vocabulary puzzles included:

- 2 Sudoku puzzles
- Word search

Place the following images in the empty squares on the previous page, completing the sudoku puzzle.



## State and Local Government

B P U Z A U E W E N G K M V K  
P C Y Q A B S S E C C V H S V  
M U N I C I P A L I T Y M X F  
Z C R L P C W G E A K N Z S E  
J O U O B A U W G K S E F W X  
U N I C K M E E I O T U E M P  
D S E A W E U Y S Y A C D T R  
I T O L N R Y B L Y T E E U E  
C I E B S A E T A C E C R T S  
I T L T L L I X T N Z U A E I  
A U E X E C U T I V E Z L U D  
L T C E A T G O V E R N O R E  
V I T P E Q B K E F J O L O N  
E O E U T T H Q I X P S B I T  
J N D O M A Y O R L C B Z K N

FEDERAL CONSTITUTION MAYOR EXECUTIVE ELECTED	STATE GOVERNOR MUNICIPALITY LEGISLATIVE	LOCAL PRESIDENT BICAMERAL JUDICIAL
--	--	---


## State Government

1. Each state has its own .
2. Each state government is divided into  branches.
3. The  is in charge of the state and head of the legislative branch.
4. The rights of each state is protected under the  Amendment.
5. Almost every state has a legislative branch that is , or made up of 2 houses.



## Local Government

1.  are large areas of the state run by its own officials.
2. The mayor is in charge of large cities or .
3. Local governments keep track of how many people are .
4. Local government officials are .
5. Local governments will oversee , libraries and parks.



Close worksheets are a great informal assessment. This unit has worksheets that review facts about state and local government.

Answer key included.

## Our State's Constitution: Engaging Learning Experience

In this unit, students are learning about state and local governments. This activity will help them make more connections to the content and enable them to look more closely at what is happening in their own state.

### Preparation:

- Know where to find a copy of your state's constitution
- Know who your state's elected officials are
  - You may want to get some photos off google to use in the worksheets that are included
- I have included worksheets to support these 2 tasks. They are in 2 formats. One has spaces for students to paste pictures (that you will need to provide) and one is a fill in the blank format.

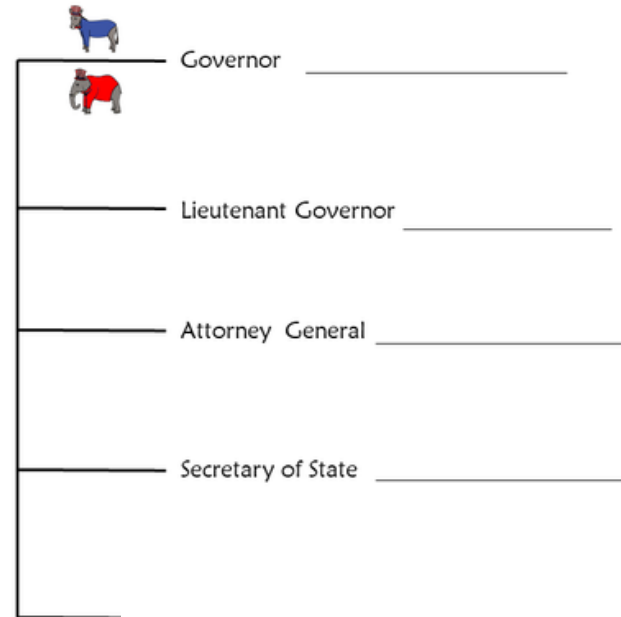
**Task 1: Research your state's constitution.** Led by the teacher, the class will find a copy (online) of their state's constitution. Answer the following questions.

1. Does your state have a constitution?
2. When was it written?
3. Have there been updates or revisions?
4. What is one thing protected in your state's constitution?

**Task 2: Learn who the government leaders are in your state.** Investigate who the primary leaders of government are for your state. There is a worksheet included for students to fill out. Some states have different titles for the main leaders in the executive branch.

1. Governor (is he/she a democrat or republican?)
2. Lieutenant Governor
3. Attorney General/Attorney Auditor
4. Secretary of State/State Treasurer
5. Mayor (of the closest city)

## My State's Government



Governor \_\_\_\_\_

Lieutenant Governor \_\_\_\_\_

Attorney General \_\_\_\_\_

Secretary of State \_\_\_\_\_

## My State's Constitution

I live in

My state  a Constitution.

It was written in

It was updated

One thing it protects is people's

There is an engaging learning experience where students will research and learn about their own state's constitution. There are worksheets to guide them in gathering information and reporting what they learn.

Version 1

1. Every state has its own:



2. The rights of each state to make its own decisions is protected by the:



3. How many branches are there in the state government?



4. Who is in charge of the state and the executive branch?



5. Every state except Nebraska is a bicameral system, which means the legislative branch is made up of how many houses?



Version 2

Print onto cardstock or mount on index cards. Cut pictures apart and show student answer choices for each question.

Q 5



Q 6



Version 3

1. Every state has its own:

- A. president
- B. constitution
- C. river

2. The rights of each state to make its own decisions is protected by the:

- A. 10<sup>th</sup> Amendment
- B. military
- C. Supreme court

3. How many branches are there in the state government?

- A. 5
- B. 10
- C. 3

4. Who is in charge of the state and the executive branch?

- A. mayor
- B. president
- C. governor

5. Every state except Nebraska is a bicameral system, which means the legislative branch is made up of how many houses?

- A. 2
- B. 1
- C. 3

6. Circle some of the things the state government is responsible for:

- A. police department
- B. military
- C. schools
- D. libraries
- E. parks
- F. president

FINALLY the assessment!!  
There are 3 versions. This version has 10 questions with 3 picture choices for each question.

Answer key included.

## Watch the movie on State and Local Governments

Finally, the governor is helped by the lieutenant governor, the attorney general, and the secretary of state to name a few of the other members of the executive branch.




Play (k)


Chris Joy, Sp... al Ne2:48 / 7:01al Kids



*This unit also has digital activities. There is a movie version of the books students can listen to read aloud.*



1. Every state has its own:



2. The rights of each state to make its own decisions is protected by the:



3. How many branches are there in the state government?








4. Who is in charge of the state and the executive branch?



5. Every state except Nebraska is a bicameral system, which means the legislative branch is made up of how many houses?



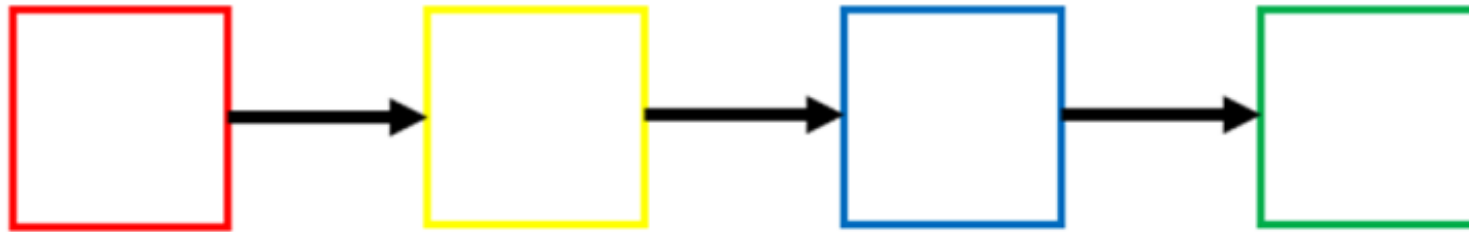
Circle the correct answer.



The digital activities have students click and drag their answers.



## Levels of Government

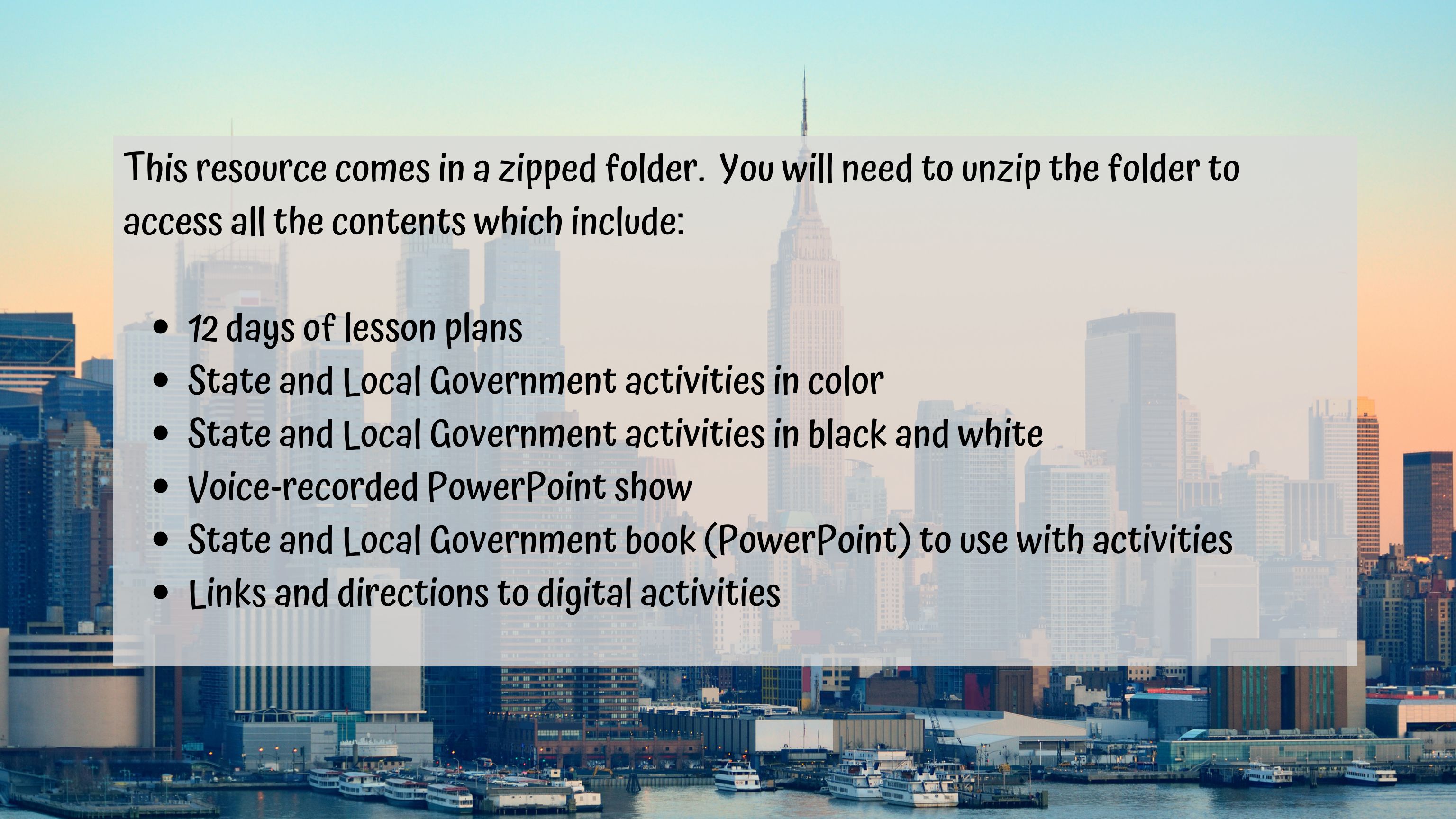


Place the levels of government in the correct order from most to least powerful.



Christa Joy, Special Needs for Special Kids  
The Picture Communication Symbols ©1981–2019 by Tobii Dynavox. All Rights Reserved  
Worldwide. Used with permission. Boardmaker® is a trademark of Tobii Dynavox

There are 2 sets of slides. One set has color-coding for more support.



*This resource comes in a zipped folder. You will need to unzip the folder to access all the contents which include:*

- *12 days of lesson plans*
- *State and Local Government activities in color*
- *State and Local Government activities in black and white*
- *Voice-recorded PowerPoint show*
- *State and Local Government book (PowerPoint) to use with activities*
- *Links and directions to digital activities*