

Special Ed

SPRING UNIT



2 WEEKS

ALSO INCLUDES GOOGLE SLIDES



Special Needs for Special Kids



This unit was created with this guy in mind. He has autism and an intellectual disability. He is a non-reader, has a very short attention span, and struggles to sit still. With some support he is able to do this unit, and enjoys the challenge. He is my tester!!

Spring Unit

By
Christa Joy
Special Needs for Special Kids



Christa Joy, Special Needs for Special Kids
The Picture Communication Symbols ©1981–2018 by Tobii Dynavox. All Rights Reserved
Worldwide. Used with permission. Boardmaker® is a trademark of Tobii Dynavox

Table of Contents

Pages	Activity
4-5	Vocabulary board
6-10	Season sorting
11-17	Addition problems
18-28	Subtraction problems
29-31	Spring Patterns
32-44	Where is the umbrella?
45-47	Signs of Spring story
48-54	Spring Sudoku
55-69	Bingo cards
70-72	Scavenger hunt
73	Quiz
74-75	Terms of Use

Also included in this resource as separate files:

- Lesson plans
- Links and directions to digital activities
- PowerPoint (this is the book in the lesson plans)
- Voice recorded PowerPoint
- Activities in black and white

Christa Joy, Special Needs for Special Kids
The Picture Communication Symbols ©1981–2018 by Tobii Dynavox. All Rights Reserved
Worldwide. Used with permission. Boardmaker® is a trademark of Tobii Dynavox

This unit contains over 8 days of material plus google slides. I have included a detailed lesson plan to help you make the most of everything in this unit including how to add some group activities.

This unit comes in 2 files, one in color and one in black and white.

Spring Lesson Plan

Preparation

- Print out a vocabulary board for each student to use throughout unit
 - Laminate or place in page protector
- Book
 - Print out, laminate, and bind
 - OR your students can listen to the pre-recorded version
- Scavenger Hunt cards
 - Print on cardstock and laminate
- Bingo Boards
 - Print cards on cardstock and laminate
 - Cut apart one board to use as calling cards

Preassessment (do day 1 before starting lesson)

- Give the quiz to assess what your students may already know
- I cannot emphasize enough how important this step is. If you want to see growth, this preassessment is so important!!

Teaching Tips

1. *Color Coding*: this is a really easy way to add more structure to a matching activity. Outline or color in an empty box or sorting label. Outline or color in the corresponding picture symbols the same colors. Becomes a color matching task.
 - a. For more info, read more here:
<https://specialneedsforspecialkids.org/2015/09/05/using-color-coding-for-differentiation/>
 - b. I also have a blog post on differentiating one activity 3 ways:
<https://specialneedsforspecialkids.org/2018/10/22/differentiating-1-activity-3-ways-easily-and-effectively/>
2. *Make you own copies of the activities*: Every day I review the activity we did yesterday. For that reason:
 - a. I often complete the activity myself and often laminated it for easy review that I could use year after year.
 - b. My copies were also helpful as either a model for students who needed more support or as a way for more advanced students to self-check their work.

The lesson plans contain:

Overall tips for teaching
students with significant
needs

Quick Look

Day	Activity
1	<ul style="list-style-type: none">• Book• Vocab board activity• Sorting activity
2	<ul style="list-style-type: none">• Book• Vocab board activity• Addition problems
3	<ul style="list-style-type: none">• Book• Vocab board activity• Subtraction problems
4	<ul style="list-style-type: none">• Book• Vocab board activity• Patterns
5	<ul style="list-style-type: none">• Book• Vocab board activity• Preposition activity
6	<ul style="list-style-type: none">• Book• Vocab board activity• Writing prompt
7	<ul style="list-style-type: none">• Book• Bingo• Sudoku puzzle
8	<ul style="list-style-type: none">• Quiz• Scavenger hunt

The lesson plans contain:

A quick look at what you will do each day

Day 4

Activity	Notes	Materials
Read or listen to a recording of the book (5 minutes)	<ul style="list-style-type: none">• Read through the story, asking lots of questions• Continue to make connections between book and vocabulary board	<ul style="list-style-type: none">• Book• Vocabulary board
Vocabulary Speed matching (15 minutes)	<ul style="list-style-type: none">• Place one set of symbols in the middle of the table• Hold up a symbol and see who can find it first• Have the winning then place the symbol on their board	<ul style="list-style-type: none">• Vocabulary board cut apart (2 sets)• Vocabulary board
Subtraction worksheet review (5 minutes)	<ul style="list-style-type: none">• Review the worksheet completed yesterday	<ul style="list-style-type: none">• worksheet completed yesterday
Patterns (10 minutes)	<ul style="list-style-type: none">• Complete the patterns• Add color coding if needed for more support	<ul style="list-style-type: none">• worksheet• Scissors• Glue
Sharing (10 minutes)	<ul style="list-style-type: none">• Each student shares their finished story with the group using the communication method of their choice	<ul style="list-style-type: none">• Completed worksheet• Communication devices

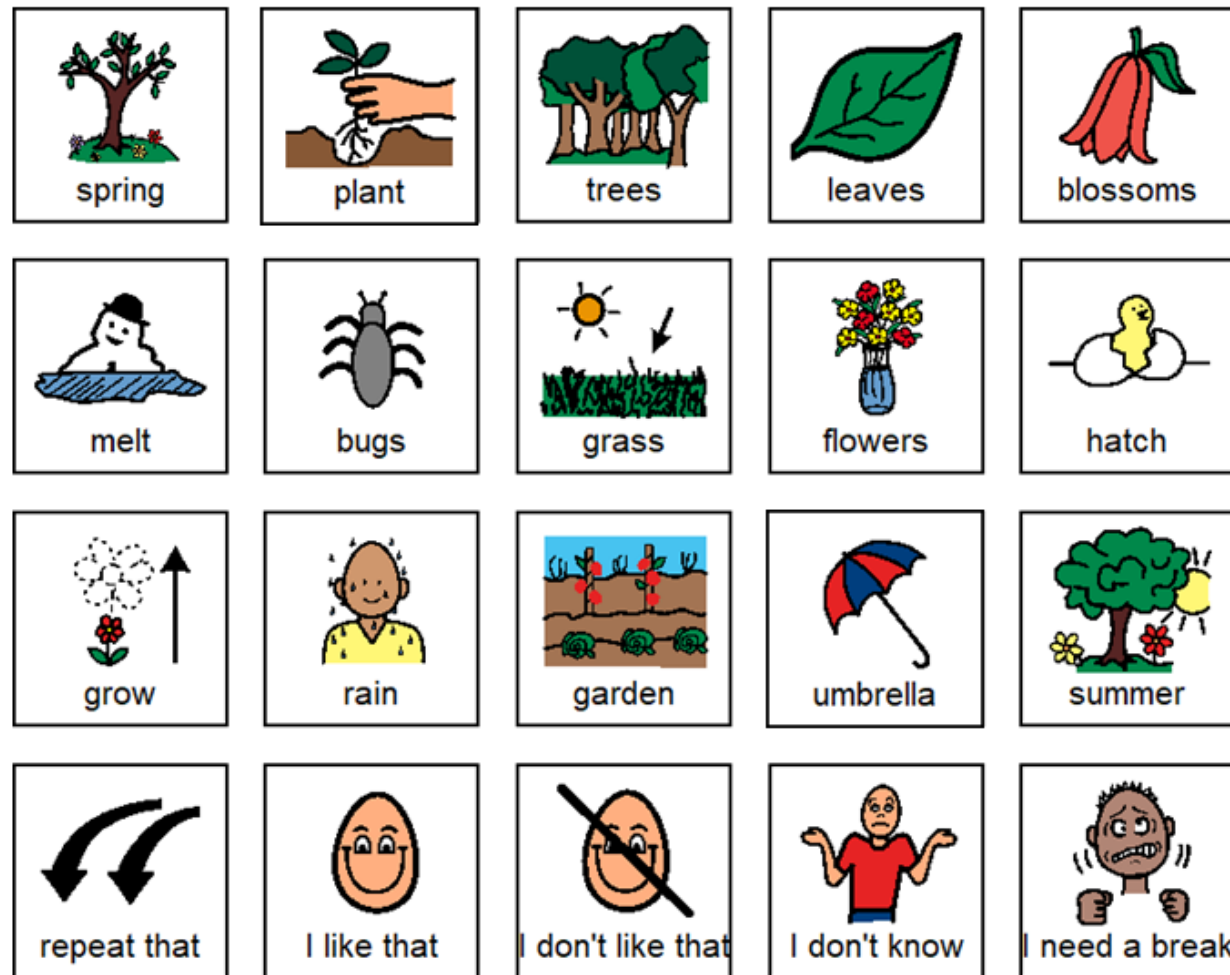
The lesson plans contain:

Detailed instructions on how that day's lesson should run

This unit comes with a vocabulary board.

Vocabulary boards are great for ALL students to assist with participation and engagement in group discussions.

Tips on how to use it in the unit!!



You can tell spring is coming by looking and listening to the world around you.



©ChristaJoy, SNSK





Flowers and leaves begin forming on the tree branches that have been bare all winter.






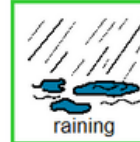

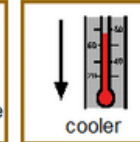
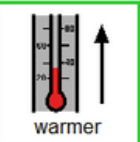











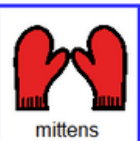
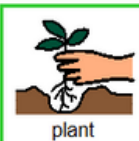


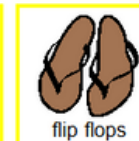

©ChristaJoy, SNSK

There is a book in this unit. It has simple text and engaging photos.

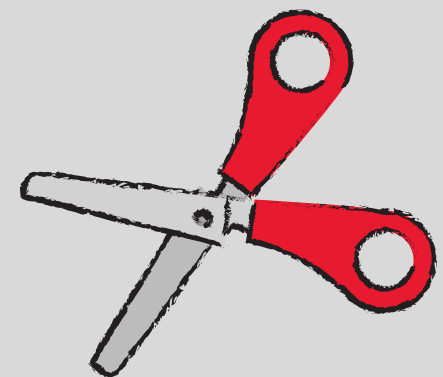
It comes in PowerPoint, mp4 file, and google slide formats.

 spring	 summer
 fall	 winter


Color coded symbols to use for sorting (some could go in more than one category)

 snowman	 sunglasses	 swim	 raining	 leaves change color	 cooler
 warmer	 hot	 cold	 snowflake	 baby animals	 Christmas
 Fourth of July	 Easter	 Halloween	 pumpkin	 watermelon	 bathing suit
 mittens	 plant	 flowers	 no school	 flip flops	 rain boots


There is a sorting activity, looking at the characteristics of various seasons. It comes with a color-coded version (shown here) for students who need more support.



 $+ =$

 $+ =$

Christa Joy, Special Needs for Special Kids
The Picture Communication Symbols ©1981–2019 by Tobii Dynavox. All Rights Reserved
Worldwide. Used with permission. Boardmaker® is a trademark of Tobii Dynavox

 $+ =$

 $+ =$

Christa Joy, Special Needs for Special Kids
The Picture Communication Symbols ©1981–2019 by Tobii Dynavox. All Rights Reserved
Worldwide. Used with permission. Boardmaker® is a trademark of Tobii Dynavox

















There are some additional worksheets using spring images. Students can write in the numbers or cut and paste the numbers provided.





Christa Joy, Special Needs for Special Kids
 The Picture Communication Symbols ©1981-2019 by Tobii Dynavox. All Rights Reserved
 Worldwide. Used with permission. Boardmaker® is a



















The are also subtraction problems. There is a differentiated version provided.







 butterfly	 caterpillar	 butterfly	 caterpillar	
 flower	 seedling	 flower	 seedling	
 rainbow	 raining	 rainbow	 raining	
 chick	 bunny	 chick	 bunny	

 rainbow	 butterfly	 chick	 flower
------------------------------------------------------------------------------------------------	--------------------------------------------------------------------------------------------------	----------------------------------------------------------------------------------------------	-----------------------------------------------------------------------------------------------

ChristaJoy, Special Needs for Special Kids
The Picture Communication Symbols ©1981–2019 by Tobii Dynavox. All Rights Reserved
Worldwide. Used with permission. Boardmaker® is a trademark of Tobii Dynavox

 cricket	 cricket	 worm	 cricket	
 bird nest	 bird nest	 feather	 bird nest	
 Easter egg	 Easter egg	 Easter bunny	 Easter egg	
 umbrella	 umbrella	 rain boots	 umbrella	

 Easter egg	 umbrella	 cricket	 bird nest
-----------------------------------------------------------------------------------------------------	---------------------------------------------------------------------------------------------------	--------------------------------------------------------------------------------------------------	----------------------------------------------------------------------------------------------------

ChristaJoy, Special Needs for Special Kids
The Picture Communication Symbols ©1981–2019 by Tobii Dynavox. All Rights Reserved
Worldwide. Used with permission. Boardmaker® is a trademark of Tobii Dynavox

The are 2 pattern worksheets. Suggestions for differentiation are included.

Spring brings

Spring brings

Spring brings

Spring brings


Spring brings

Spring brings

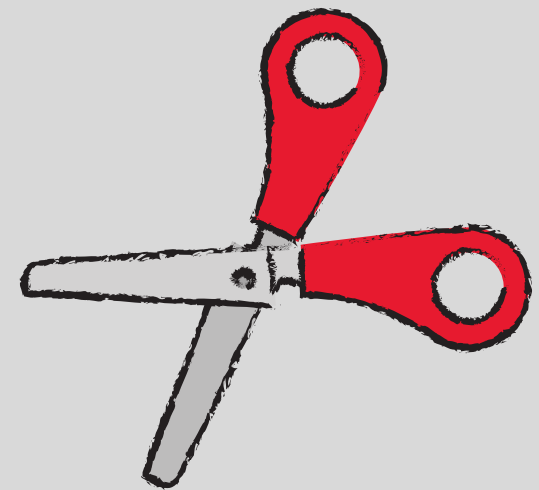
Spring brings

Spring brings

Use the pictures below to finish the story on the previous page. The order does not matter.



There is a writing prompt where students can write a story about spring. This is an errorless activity.



Bingo cards



- Included are 10 Bingo cards in color and 10 Bingo cards in BW.
- Place the cards in page protectors or laminate for long term use.
- This is a great way to practice the new vocabulary included in this unit.
- Cut apart a set of the vocabulary cards to use as the calling cards.
- Options:
 - Show students the picture for them to match
 - Read the definition and see if students can find the matching picture
 - Work as teams
 - Vary the "winning" patterns.
 - Cover all
 - Cover corners
 - Row across or down
 - Cover the edges
 - Vary the ways to mark the card
 - Place in page protector or laminate and use dry erase markers
 - Stickers
 - Post-it notes
 - Dot markers
- [To download a quick list of 10 ways to play bingo. CLICK HERE](#)

Christa Joy, Special Ed
The Picture Communication Symbols ©1981-2022 by Tobii Dynavox. All Rights Reserved
Worldwide. Used with permission. Boardmaker® is a trademark of Tobii Dynavox

Spring



 grow	 longer days	 flowers	 get warmer
 butterfly	 rabbits	 plant	 May
 raining	 Easter	 March	 St. Patrick's D
 picnic	 umbrella	 hatch	 Ap

There are also Bingo cards included. There are 10 in color and 10 in black and white. Again, there are suggestions for 10 different ways you can play bingo to keep students more engaged.




















Calling cards are included.

 longer days	 get warmer
 grow	 Easter









Christa Joy, Special Needs for Special Kids
The Picture Communication Symbols ©1981-2022 by Tobii Dynavox. All Rights Reserved
Worldwide. Used with permission. Boardmaker® is a trademark of Tobii Dynavox

Special Kids
Tobii Dynavox. All Rights Reserved
is a trademark of Tobii Dynavox

Spring


















		 bunny		 rainbow	
	 butterfly	 bee		 umbrella	 bunny
 bee	 bunny	 flower	 rainbow		
 butterfly	 rainbow	 umbrella	 bee	 bunny	
	 flower			 bee	 butterfly
 bunny					

Spring

 butterfly	 bunny		 flower
	 flower	 butterfly	
	 butterfly		 rainbow
 bunny			


There is a Sudoku puzzle. There are 2 versions, one that is 6x6 and one is 4x4.

Place the following images in the empty squares on the previous page, completing the sudoku puzzle.

 flower	 flower	 flower	 flower	 butterfly	 butterfly
 butterfly	 bumble bee	 bumble bee	 bunny	 rainbow	 rainbow
 rainbow	 umbrella	 umbrella	 umbrella	 umbrella	


Spring Scavenger Hunt

- Make a copy of the following page for each student.
- They will mark off the signs they see.
- Options:
 - Take a walk around the school looking for signs of spring
 - Read a story and have students listen for and mark signs of spring
 - Watch a movie and have students mark the signs of spring. I have included 2 video clips in this unit, but there are a lot on YouTube
- Be sure to use the most appropriate way for your students to mark their card depending on their ability level.



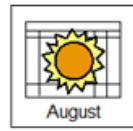
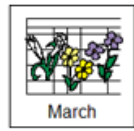
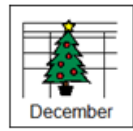
There is a scavenger hunt. Included are suggestions on different ways for students to complete the scavenger hunt.

Christa Joy, Special Needs for Sp
The Picture Communication Symbols ©1981-2019 by To
Worldwide. Used with permission. Boardmaker® is a

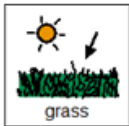



cial Needs for Special Kids
1981-2019 by Tobii Dynavox. All Rights Reserved
Boardmaker® is a trademark of Tobii Dynavox

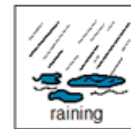
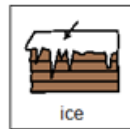
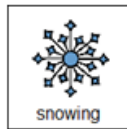
1. Spring starts in :



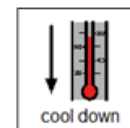
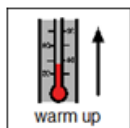
2. Circle the things that begin to grow in the spring:



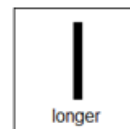
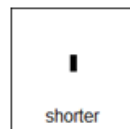
3. Weather we see a lot in spring is:



4. In the spring, the temperature gets:



5. In the spring, the days get:



There is a short 5 question quiz.

Watch the
movie on
Spring



Signs of Spring

By
Christa Joy

This unit also includes digital versions of the activities.

Students can watch a movie book version of the book rather than printing it out.


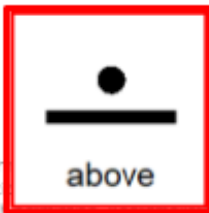


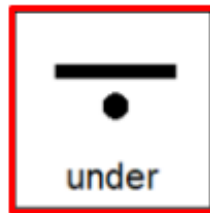
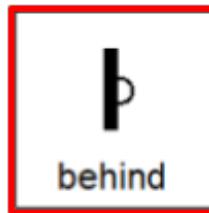
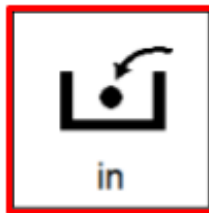
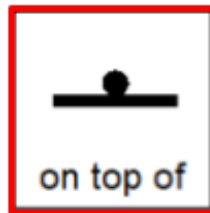


The umbrella is the tree.




The umbrella is the bench.

Match the right preposition.





Each activity is set up so students can click and drag answers. No typing is required.

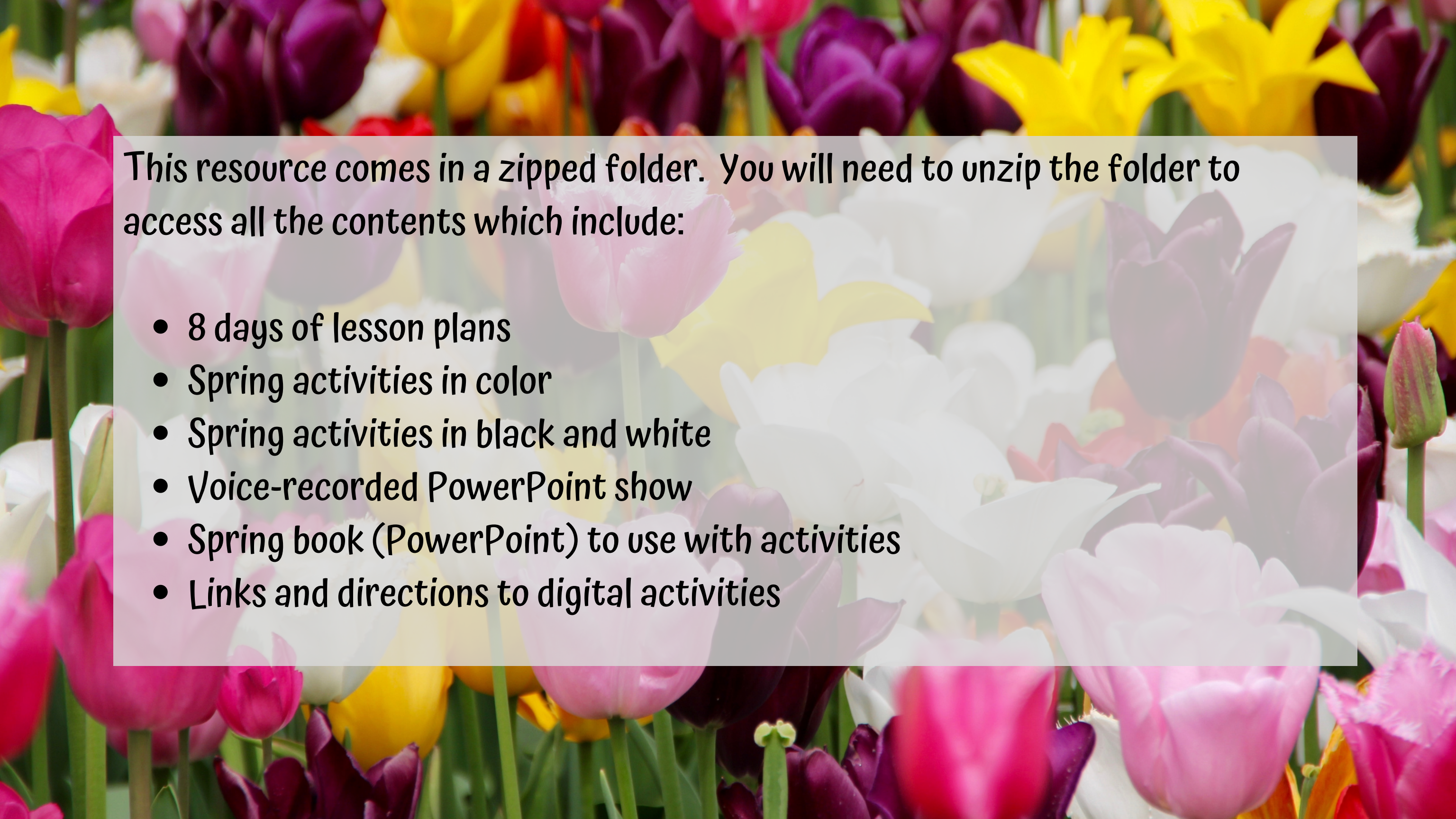
Make great independent work centers



Use the pictures to complete the patterns.



The second set of slides uses color for differentiation and extra support for students who may need it. Mix and match slides from both sets to make the perfect set for each student.



This resource comes in a zipped folder. You will need to unzip the folder to access all the contents which include:

- **8 days of lesson plans**
- **Spring activities in color**
- **Spring activities in black and white**
- **Voice-recorded PowerPoint show**
- **Spring book (PowerPoint) to use with activities**
- **Links and directions to digital activities**