

**SPECIAL ED**



# **SIMILES & METAPHORS**

 **INCLUDES GOOGLE SLIDES**



*This unit was created with this guy in mind. He has autism and an intellectual disability. He is a non-reader, and swims like a dolphin. With some support he is able to do this unit, and enjoys the challenge. He is my tester!!*

# Table of Contents

Worksheet Pages	Activity
4-5	Vocabulary board
6-12	Flashcards
13-17	Identify examples of similes and metaphors
18-22	Sorting similes and metaphors
23-32	Matching activities
33-35	Writing Prompt
36-38	Quiz
39-40	Terms of Use

In separate files, you will find:

- Lesson plan
- Voice recorded PowerPoint
- PowerPoint (book referred to in lesson plans)
- Links and directions to digital activities
- Activities in black and white

*This unit has 8 days of activities that will guide students through how to identify and use similes and metaphors.*

*The unit is separated into 2 files, one in color and one in black and white.*

# Similes and Metaphors Unit Lesson Plan

## Preparation

- Print out a vocabulary board for each student to use throughout unit
  - Laminate or place in page protector
- Book
  - Print out, laminate, and bind
  - OR your students can listen to the pre-recorded version
- Flash Cards
  - Print out a set of cards onto cardstock and laminate
  - Make one set for each student and one for the teacher to use in various games

## Preassessment (do day 1 before starting lesson)

- Choose the form of the assessment that best fits the learning level of your students
- Give the assessment to assess what your students may already know
- I cannot emphasize enough how important this step is. If you want to see growth, this preassessment is so important!!

## Teaching Tips

- **Color Coding:** this is a really activity. Outline or color in the corresponding picture syn task.
  - a. For more info, read <https://specialneedsfordifferentiation/>
  - b. I also have a blog post <https://specialneedsfordifferentiation.com/3-ways-easily-and-effectively/>
- **Make your own copies of the yesterday.** For that reason:
  - a. I often complete the as that I could use year at
  - b. My copies were also h more support or as a v work.

## Day 5




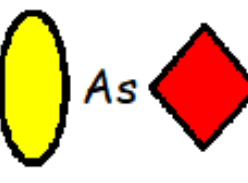

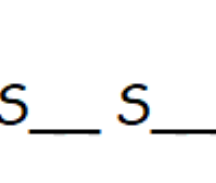

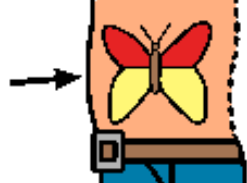












Activity	Notes	Materials
Read or listen to a recording of the book (10 minutes)	<ul style="list-style-type: none"> <li>• Read through the story, asking lots of questions</li> <li>• Continue to make connections between book and vocabulary board</li> </ul>	<ul style="list-style-type: none"> <li>• Book</li> <li>• Vocabulary board</li> </ul>
Flash card activity (10 minutes)	<ul style="list-style-type: none"> <li>• Look at the flashcards for ideas for activities to do with the flashcards</li> </ul>	<ul style="list-style-type: none"> <li>• flashcards</li> </ul>
Matching worksheet review (5 minutes)	<ul style="list-style-type: none"> <li>• Review the matching worksheet completed yesterday</li> </ul>	<ul style="list-style-type: none"> <li>• Matching worksheet completed yesterday</li> </ul>
Matching activity (10 minutes)	<ul style="list-style-type: none"> <li>• Students will complete the second matching activity where students find the two objects being compared in each metaphor</li> <li>• Add color-coding if needed</li> <li>• Make connections to the book as necessary</li> </ul>	<ul style="list-style-type: none"> <li>• Matching worksheet</li> <li>• Scissors</li> <li>• Glue</li> </ul>
Sharing (10 minutes)	<ul style="list-style-type: none"> <li>• Each student shares their finished matching activity with the group using the communication method of their choice</li> </ul>	<ul style="list-style-type: none"> <li>• Completed activity</li> <li>• Communication devices</li> </ul>

## Quick Look

Day	Activity
1	<ul style="list-style-type: none"> <li>• Book</li> <li>• Flash card activity</li> <li>• Identify examples</li> </ul>
2	<ul style="list-style-type: none"> <li>• Book</li> <li>• Flash card activity</li> <li>• Identify examples</li> </ul>
3	<ul style="list-style-type: none"> <li>• Book</li> <li>• Flash card activity</li> <li>• Sorting activity</li> </ul>
4	<ul style="list-style-type: none"> <li>• Book</li> <li>• Flash card activity</li> </ul>

The lesson plans contain:

- Overall tips for teaching students with significant needs
- A quick look at what you will do each day
- Detailed instructions on how that day's lesson should run

 figurative language	 words	 pictures	 simile	 onomatopoeia
 alliteration	 hyperbole	 idiom	 personification	 allusion
 feelings	 better understand	 means to me	 poem	 story
 repeat that	 I like that	 I don't like that	 I don't know	 I need a break

This unit comes with a vocabulary board.

Vocabulary boards are great for ALL students to assist with participation and engagement in group discussions.

Tips on how to use in the unit!!

Let's look at some more examples.



“The bumble bee sounded like a tiny chain saw,” is a **simile**.

“My brother is a clown,” is a **metaphor**.



There is a book with this unit using simple text and photos. It is 25 pages and is an overview of similes and metaphors.

It comes in a PowerPoint version as well as a movie/mp4 file (so you don't have to print it out.)

# Simile Examples

<p>The wind cut through me <b>like</b> a knife.</p> 	<p>It was <b>as</b> cold <b>as</b> the North Pole outside.</p> 
<p>He is <b>as</b> strong <b>as</b> an ox.</p> 	<p>My mom is busy <b>as</b> a bee.</p> 
<p>My bike is <b>as</b> old <b>as</b> a dinosaur.</p> 	<p>The bookbag was <b>as</b> heavy <b>as</b> an elephant.</p> 

Christa Joy, Special Needs for Special Kids  
 The Picture Communication Symbols ©1981–2018 by Tobii Dynavox. All Rights Reserved Worldwide. Used with permission. Boardmaker® is a trademark of Tobii Dynavox

# Metaphor Examples

<p>That wave was a monster.</p> 	<p>The classroom was a zoo.</p> 
<p>It is an oven outside.</p> 	<p>My mom is an angel.</p> 
<p>My brother is a clown.</p> 	<p>My dad is a bear in the mornings.</p> 

Christa Joy, Special Needs for Special Kids  
 The Picture Communication Symbols ©1981–2018 by Tobii Dynavox. All Rights Reserved Worldwide. Used with permission. Boardmaker® is a trademark of Tobii Dynavox

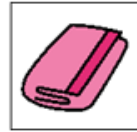
There are 36 flashcards that come in color and black and white.

Included are suggestions for group activities to do with these each day.

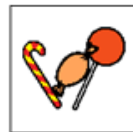
1. Circle if the sentence is a simile, metaphor or neither.
2. IF it is a simile or metaphor, circle the two things being compared.



1. The clouds were cotton candy.



2. The watermelon was sweet as candy.




3. The sleeping bag felt like silk.



4. The playground was windy.



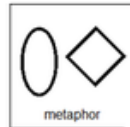
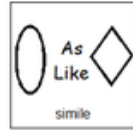
5. The pond was bathwater.



There are 3 worksheets where students identify similes and metaphors.

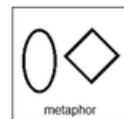
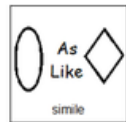








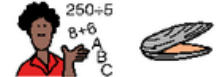





Sort the examples on the next page into those that are examples of similes and metaphors.



I was as hungry as a horse.	The lightning was fireworks in the night sky.
His bedroom was a dump.	The kitten was like a whirlwind.
The puppy was happy as a clam with his bone.	The puppies were two peas in a pod.
Laughter is the best medicine.	The towel dried stiff as a board.
That headache was a monster.	The horse ran quick as lightning up the field.
The snow was a blanket that covered the ground.	The chick was as light as a feather.
His eyes were cold as ice.	The classroom was one big circus.
The storm was a lion.	That homework was a headache.

Sort the examples on the next page into those that are examples of similes and metaphors.



 The towel dried stiff as a board.	 Penny was hungry as a horse.	 The hurricane was a monster.
 My computer is a dinosaur.	 The cherries were as sweet as candy.	 My hands were two popsicles.
 My teacher was happy as a clam on Friday.	 Our vacation was a circus.	 He was hopping like a kangaroo on the hot road.
 The speedboat was a rocket.	 The bus driver was as mean as a snake.	 My neighbor is a lifesaver.

There are 2 sorting activities identifying which are similes and which are metaphors.

Find the two things being compared in each simile below.

<p>The queen was as proud as a peacock.</p> <div style="display: flex; justify-content: space-around;"> <div style="border: 1px solid black; width: 50px; height: 50px;"></div> <div style="border: 1px solid black; width: 50px; height: 50px;"></div> </div>	<p>The ball left the bat like a rocket.</p> <div style="display: flex; justify-content: space-around;"> <div style="border: 1px solid black; width: 50px; height: 50px;"></div> <div style="border: 1px solid black; width: 50px; height: 50px;"></div> </div>
<p>The thunder rolled across the sky like a bowling ball.</p> <div style="display: flex; justify-content: space-around;"> <div style="border: 1px solid black; width: 50px; height: 50px;"></div> <div style="border: 1px solid black; width: 50px; height: 50px;"></div> </div>	<p>The boy scouts were toasty as marshmallows around the fire.</p> <div style="display: flex; justify-content: space-around;"> <div style="border: 1px solid black; width: 50px; height: 50px;"></div> <div style="border: 1px solid black; width: 50px; height: 50px;"></div> </div>
<p>The night sky was black as coal.</p>	<p>The tire was flat as a pancake.</p>


Match the pictures with the similes.



Find the characteristic the things have in common in each simile or metaphor below.

<p>My feet were as cold as popsicles.</p> <div style="border: 1px solid black; width: 50px; height: 50px;"></div>	<p>The garden was a desert.</p> <div style="border: 1px solid black; width: 50px; height: 50px;"></div>
<p>The test was a piece of cake.</p> <div style="border: 1px solid black; width: 50px; height: 50px;"></div>	<p>The dance floor was a sheet of ice.</p> <div style="border: 1px solid black; width: 50px; height: 50px;"></div>
<p>The attic was an oven in the summer.</p> <div style="border: 1px solid black; width: 50px; height: 50px;"></div>	<p>That pie was heaven.</p> <div style="border: 1px solid black; width: 50px; height: 50px;"></div>
<p>Those strawberries are like a</p> <div style="border: 1px solid black; width: 50px; height: 50px;"></div>	<p>The wrestler was an ox</p> <div style="border: 1px solid black; width: 50px; height: 50px;"></div>

Match the characteristic with the simile or metaphor.



There are several matching activities looking at what makes up a simile and metaphor.

# I saw a dinosaur

I saw a dinosaur as big as a  at the museum.

His teeth were white .

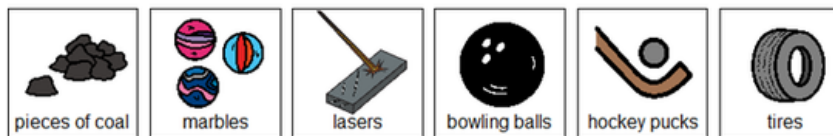
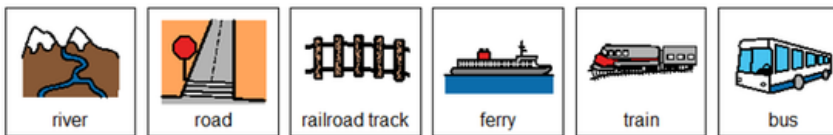
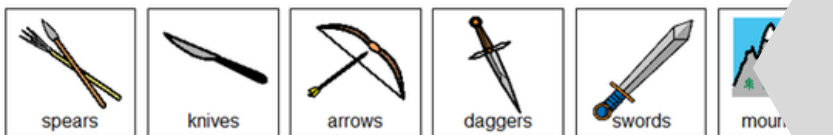
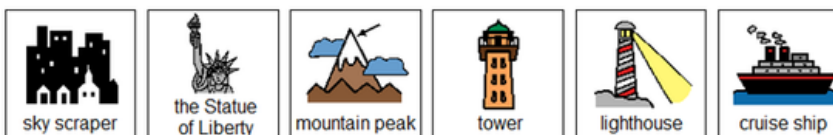
His tail was as long as a .

His eyes were .

Dinosaurs are cool, but they are also scary as a .







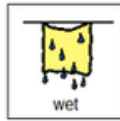
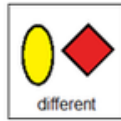
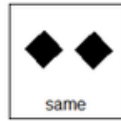
There is a writing prompt that uses similes and metaphors. This is an errorless activity.

# Simile and Metaphor Quiz


1. Similes and metaphors are both a form of:




2. Similes and metaphors compare two things that are:



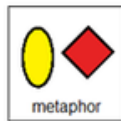
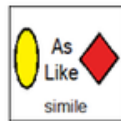
3. Circle all the examples of similes:



4. Circle all the examples of metaphors?



5. Which one uses the words “as” and “like”?



## Simile and Metaphor Quiz

- Similes and metaphors are both a form of:
  - Poetry
  - Figurative language
  - Fairy tale
- Similes and metaphors compare two things that are:
  - The same
  - Different
  - Wet
- Circle all the examples of similes:
 

A. Big as a house	D. Skinny as a rail
B. Tall as a house	E. Mad as a hornet
C. Ride a horse	F. Wash hands
- Circle all the examples of metaphors:
 

A. Storm was a monster	D. Fog was a blanket
B. Bake a cake	E. Class was a zoo
C. A busy bee	F. Windy day
- Which one uses the words “as” and “like”?
  - Simile
  - Metaphor
  - Neither one

FINALLY there is a 5 question quiz. It comes in this version with pictures and one that is traditional multiple choice.

Answer key included.

*This resource comes in a zipped folder. You will need to unzip the folder to access all the contents which include:*

- *8 days of lesson plans*
- *Color version of activities*
- *Black and white version of activities*
- *Similes and Metaphors (PowerPoint) to use with activities*
- *Digital versions of activities*

**Also digital activities**

Watch the movie  
on Similes and  
Metaphors

But even when books only have words, the author can still create a picture just using words. The picture is not on the page, but in the reader's mind.



Christa Joy, Special Needs for Special Kids

*This unit also has  
google slides. This  
includes a movie  
version of the book.*

great for review

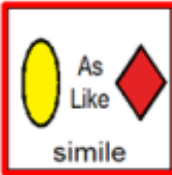
The hurricane was a monster.  <input type="text"/> <input type="text"/>	The kitten was a tomado.  <input type="text"/> <input type="text"/>
The fog was a blanket over the city.  <input type="text"/> <input type="text"/>	His eyes were daggers.  <input type="text"/> <input type="text"/>
The classroom was one big circus.  <input type="text"/> <input type="text"/>	His bedroom was a danger zone.  <input type="text"/> <input type="text"/>

Find the two things being compared in each metaphor.



There are 2 sets of slides. These are click and drag activities.


# perfect for every learning level



Sort the following into the correct column depending on whether they are a simile or a metaphor. If you are not sure, place it on the middle line.



The towel dried stiff as a board.



Penny was hungry as a horse.



The hurricane was a monster.



My computer is a dinosaur.



The cherries were as sweet as candy.



My hands were two popsicles.

The Picture Communication Symbols ©1981–2019 by Tobii Dynavox. All Rights Reserved Worldwide. Used with permission. Boardmaker® is a trademark of Tobii Dynavox

The second set is differentiated using color. They have students click and drag pictures to manipulate.



**SAVE MONEY AND GET THIS UNIT  
AS PART OF THE FIGURATIVE  
LANGUAGE BUNDLE**

**CLICK HERE**

