

Special Ed

SCHOMBURG THE MAN WHO BUILT A LIBRARY

BLACK HISTORY MONTH



Special Needs for Special Kids

ALSO INCLUDES GOOGLE SLIDES



These literacy units are something I created and started using in my classroom. I had students with significant challenges and most were **non-readers**. This is a great way to expose all students to some great books.

Black History Month:

Schomburg: The Man Who Built a Library

Literacy Unit for Special Education

By
Christa Joy

Special Needs for Special Kids



Table of Contents

Worksheet pages	Title
4-5	Story Board
6-9	Circle map on where to find information
10-11	Word map: historian
12-14	Sorting: Things a bibliophile would collect
15-18	Circle map on things in a library
19-21	Matching: What tool did each person use?
22-24	Writing prompt: Now that I know
25-26	Terms of Use

In a separate files you will find:

- Activities in BW
- Link and directions for digital activities (including the book read aloud)

This unit has **28 pages plus 12 google slides**. There are 5 activities to go with this book to last a full week of instruction.

There are two separate files, one with activities in color and one with activities in black and white.


This unit comes with a storyboard.

Storyboards are great for ALL students to assist with participation and engagement in group discussions.


Tips on how to use in the unit!!




What are some source of information you can use to find out more about something?




Errorless version
Cut apart pictures and place in circle map about showing possible sources of information.



Cut apart pictures and place in circle map **ONLY IF** you think they are possible sources of information.



There are 2 circle maps in this unit. This one looks at different places a person could get information about the past. There is an option that only has correct answers and one that has wrong answers mixed in.



What are some things you would find in a library?

errorless


Cut out pictures and glue in circle map on previous page showing things you would find in a library.




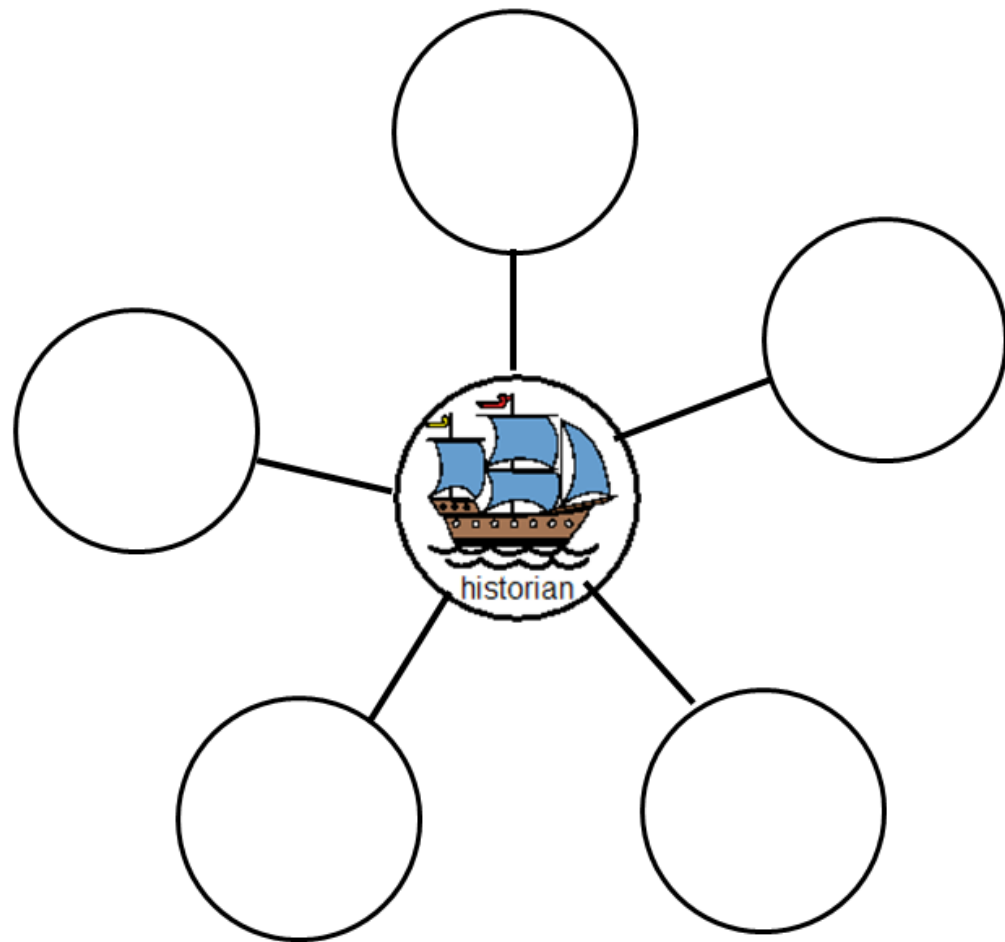
Cut out pictures and glue in circle map on previous page **ONLY** IF they show things in a library.




This circle map looks at things commonly found in a library. There is an option that only has correct answers and one that has wrong answers mixed in.



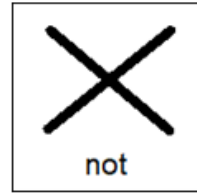
What does a historian do?



Students will complete a thinking map on what a historian does. This is an errorless activity.




bibliophile



not

Students will sort things a bibliophile would and would not collect. A color-coded version is provided.



What object would each person have likely used?


 inventor	<input type="text"/>	 writer	<input type="text"/>
 soldier	<input type="text"/>	 musician	<input type="text"/>
 whaler	<input type="text"/>	 treasure hunter	<input type="text"/>
 doctor	<input type="text"/>	 artist	<input type="text"/>

Christa Joy, Special Needs for Special Kids
The Picture Communication Symbols ©1983-2018 by Tobii Dynavox. All Rights Reserved
Worldwide. Used with permission. Boardmaker® is a trademark of Tobii Dynavox

Match the object with the person who would have likely been using it.

 quill	 harpoon	 cannon	 stethoscope
 piano	 binoculars	 paintbrush	 screwdriver

Students will match which object or tool each person may have used in the past.



Now I know



Now I know Africans played a role in history.

Some Africans were important .


Africans gave us lots of .

There were even Africans in the .

Now that I know, I am .



Students will write a story about "Now I Know." It will give them a chance to show their appreciation for all the important contributions Africans have made throughout history. This is an errorless activity.



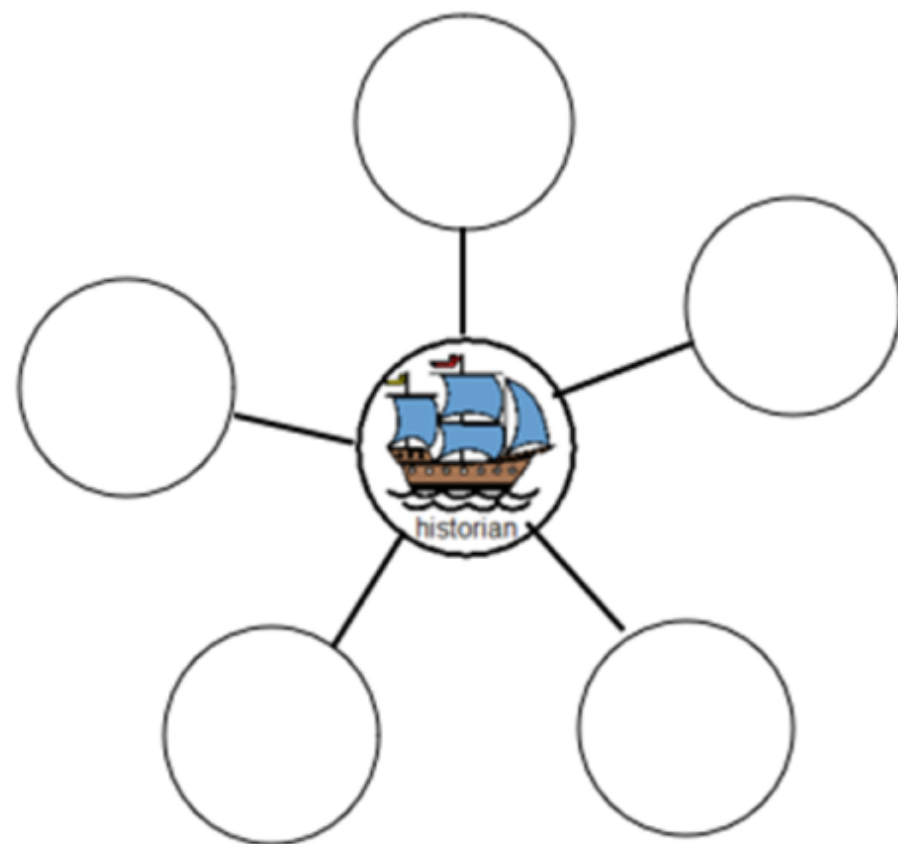
Listen to
Schomburg: The
Man Who Built a
Library read
aloud



There is a video of the
book read aloud. This is
a video from YouTube.




What does a historian do?



Place the pictures in the empty circles to show what a historian does.



There are digital versions of the activities included. Students click and drag the answers.



Sort things you think a bibliophile would and would not collect. If you are not sure, place it on the middle line.

There are 2 sets, one that includes differentiation shown here.



I realize there will be some students out there unable to do cutting activities. I have a blog post with ways to complete activities without a pair of scissors!!

[Click Here to read more!!](#)