

Special Ed



# ROSA LITERACY UNIT

BLACK HISTORY MONTH



Special Needs for Special Eds

ALSO INCLUDES GOOGLE SLIDES



These literacy units are something I created and started using in my classroom. I had students with significant challenges and most were **non-readers**. This is a great way to expose all students to some great books.

# Black History Month:

## Rosa

Literacy Unit for Special Education

By

Christa Joy

Special Needs for Special Kids



## Table of Contents


Worksheet pages	Title
4-5	Story Board
6-9	Circle map on bravery
10-11	Word map: boycott
12-14	Equality
15-17	Sorting: Seamstress vs carpenter
18-20	Writing prompt: My seat on the bus
21-22	Terms of Use

In a separate files you will find:

- Activities in BW
- Link and directions for digital activities (including the book read aloud)

This unit has **30 pages plus 12 google slides**. There are 5 activities to go with this book to last a full week of instruction.

There are 2 separate files. One has color activities and one has black and white.




This unit comes with a storyboard.

Storyboards are great for ALL students to assist with participation and engagement in group discussions.


Tips on how to use in the unit!!

Rosa Parks was very brave. Complete the circle map below to show what bravery looks like. Remember being brave does NOT mean you are not scared.




Errorless version


Place the following pictures in the circle map on the previous page to show what being brave looks like.



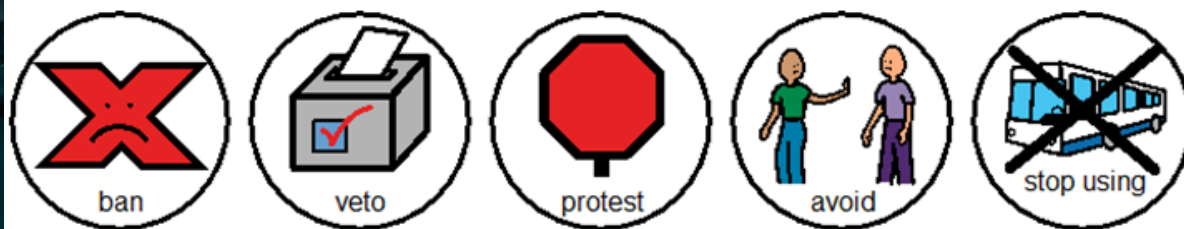
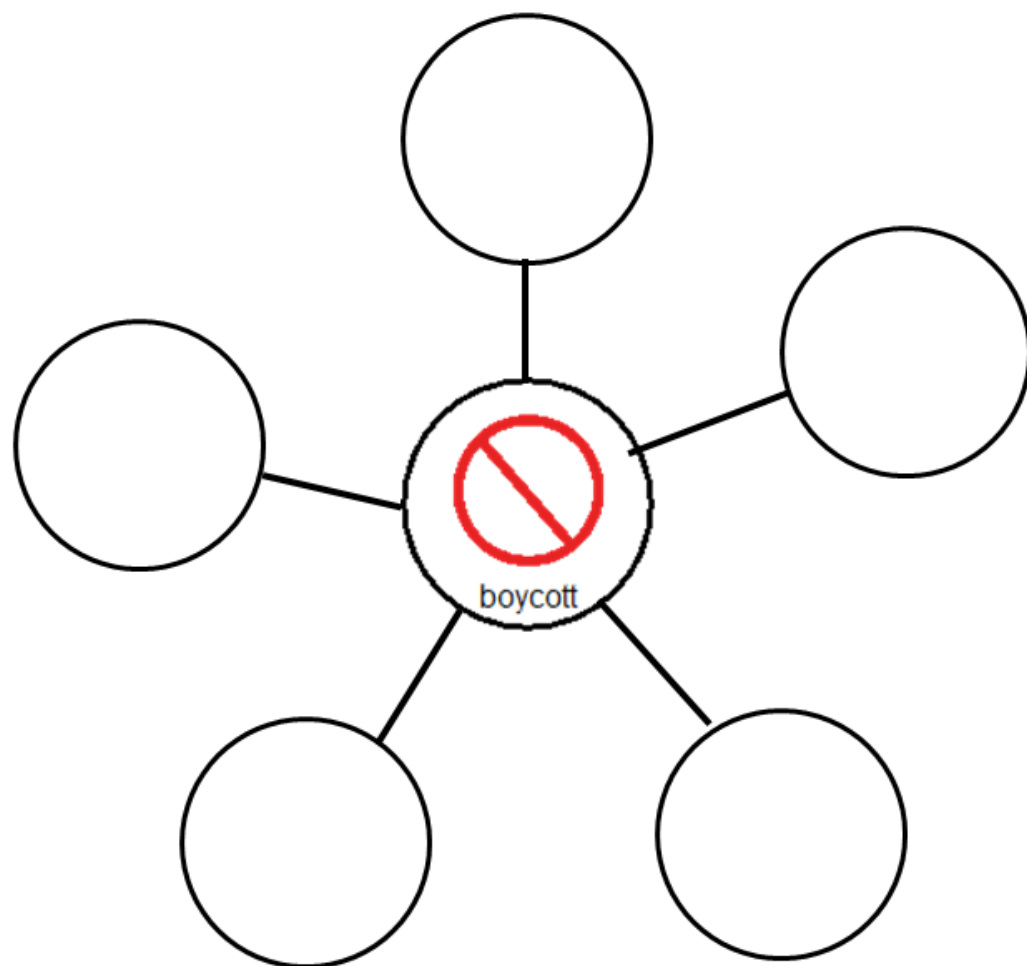
Place the following pictures in the circle map on the previous page **ONLY IF** it shows what being brave looks like.



There is a circle map in this unit. It looks at what real bravery is. There is an option that only has correct answers and one that has wrong answers mixed in.



What does boycott mean?




Students will complete a thinking map on what boycott really means. This is an errorless activity.

# Equality



We are all equal.



Boys and girls are equal.



People with different color skin are equal.



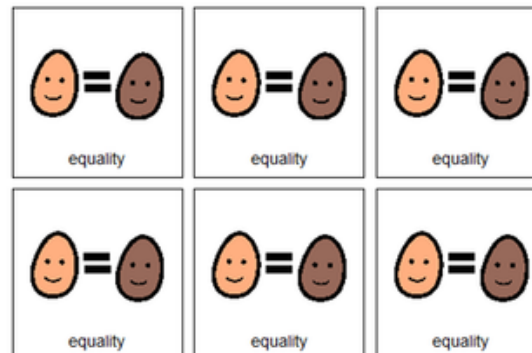
People born in different places are equal.




Whatever your beliefs/religion we are equal

Place the image of equality after each statement on previous page.



Everyone deserves to be treated as an equal



Students will complete an activity looking at what equality means. This is an errorless activity.




Rosa was a seamstress. Sort the tools on the following page into those a seamstress would use and a carpenter would use.



 safety pin	 scissors	 hammer	 lace
 screwdriver	 chisel	 thread	 saw
 nail	 needle	 screws	 sewing machine
 nuts & bolts	 fabric	 clamp	 pins

Students will sort things that a seamstress or a carpenter would use. Suggestions for differentiation are included.





# My seat on the bus

If I could ride on a bus, I think it would be




If I could, I would get a seat near

When it is busy, sometimes people have to stand on the bus.


If it was crowded, I would give my seat up to a

I would be happy to stand so a

could sit safely.




Students will write a story about giving up their seats on the bus. It will give them a chance to make some real-life connections to Rosa Parks and the importance of looking out for others.



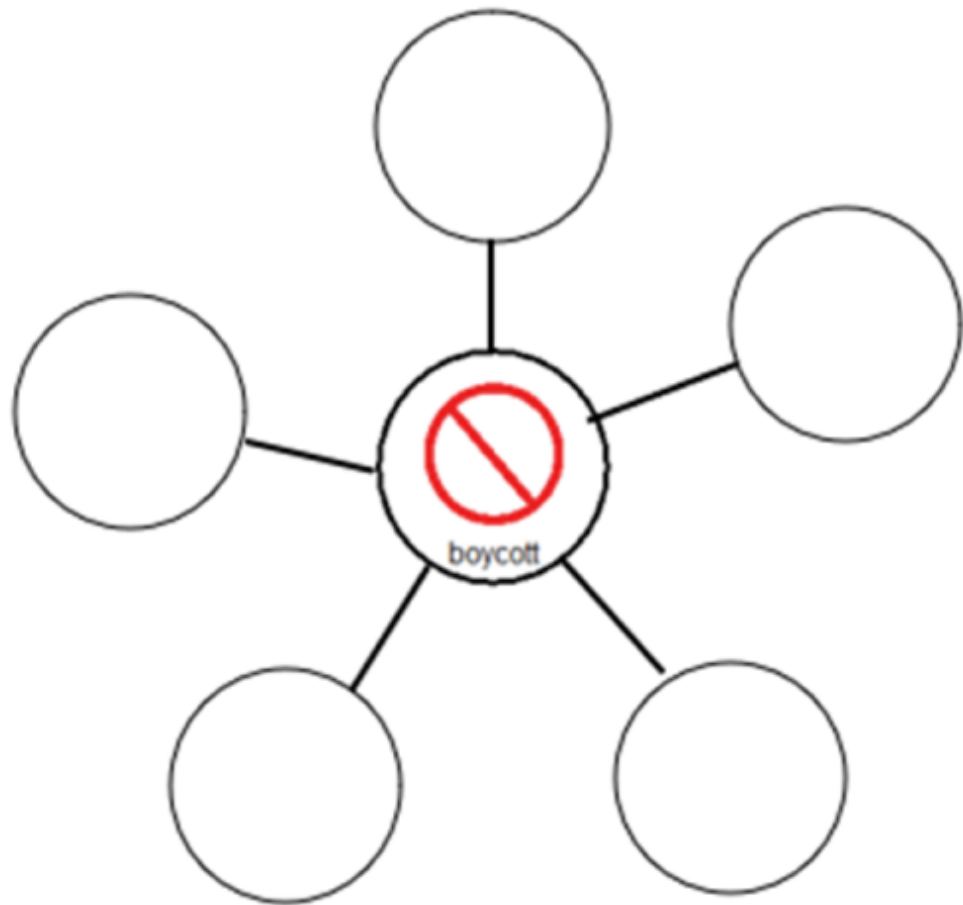
Listen to the  
book Rosa  
read aloud



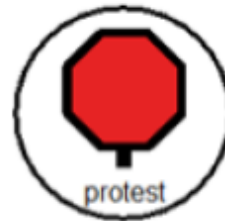
There is a video of the  
book read aloud. This is  
a video from YouTube.



What is a boycott?



Place the pictures in the empty circles to show what a boycott is.



There are digital versions of the activities included. Students click and drag the answers.



Sort things you think a seamstress would use or a carpenter would use. If you are not sure, place it on the middle line.

 safety pin	 scissors	 hammer	
 screwdriver	 chisel	 thread	
 nail	 needle	 screws	 sew mach
 nuts & bolts	 fabric	 clamp	 pins

Worldwide. Used with permission. Boardmaker® is a trademark of Tobii Dynavox

There are 2 sets, one that includes differentiation shown here.



I realize there will be some students out there unable to do cutting activities. I have a blog post with ways to complete activities without a pair of scissors!!

**[Click Here to read more!!](#)**