

SPECIAL ED

REVOLUTIONARY WAR

for middle/high school



INCLUDES GOOGLE SLIDES



For students who:

- are emerging or non-readers
- take alternate assessments
- are in special education
- short-attention span
- lack pre-requisite skills
- benefit from the use of pictures for support
- middle/ high school

Revolutionary War Unit for Special Education



by
Christa Joy
Special Needs for Special Kids

Table of Contents

Worksheet pages	Activity
4-5	Vocabulary board
6-13	Vocabulary cards
14-32	Vocabulary cards cut and paste
33-41	Large Timeline cards
42-45	Circle map
46-56	Sorting Activities
57-60	Cut and paste timeline
61-63	Writing Prompt
64-74	Review booklet
75-81	Sudoku puzzle
82-86	Close worksheets
87-102	Assessments
103-104	Terms of Use

Also included in this resource as separate files:

- Lesson plans
- Links and directions to digital activities
- PowerPoints **(these are the books in the lesson plan)**
- Voice recorded PowerPoint
- Activities in black and white

This unit contains almost 200 pages of material. But, don't worry!! I have included a **12 day lesson plan** to help you make the most of everything packed in this unit.

This unit comes in 2 separate files, one in color and one in black and white.

Day 5

Activity	Notes	Materials
Read or listen to a recording of the book. **Choose the best version for your students. (10 minutes)	<ul style="list-style-type: none"> Read through the story, asking lots of questions Continue to make connections between book and vocabulary board 	<ul style="list-style-type: none"> Book Vocabulary board
Vocabulary cards Speed Matching (10 minutes)	<ul style="list-style-type: none"> place all the cards in the middle of the table hold up a card, and the students race to find it in the pile in the middle of the table NOTE: for students with physical challenges, allow them to simply find the symbol on their board or communication device 	Vocabulary cards (extra sets)
Large Timeline Cards (10 minutes)	<ul style="list-style-type: none"> Pass the cards out to the students and have them arrange themselves in the correct order You can put index cards with the date on the floor ahead of time, so they just have to find the card that matches the date on their flashcard 	Large timeline cards
Sorting activity review (5 minutes)	<ul style="list-style-type: none"> Review the sorting activity completed yesterday 	Activity completed yesterday
Timeline cut and paste activity (10 minutes)	<ul style="list-style-type: none"> Have students complete the cut and paste timeline activity Use color coding if needed (see introductory pages of this lesson plan) 	<ul style="list-style-type: none"> Cut and paste timeline Scissors glue
Sharing (10 minutes)	Each student shares their finished timeline	<ul style="list-style-type: none"> Completed timeline Communication devices

The lesson plans contain:

- Overall tips for teaching students with significant needs
- A quick look at what you will do each day
- Detailed instructions on how that day's lesson should run

King George III



King George III ruled Great Britain during and after the Revolutionary war. He declared that the colonists were in rebellion when they would not pay their taxes and sent troops to America to take back control.

Christa Joy, Special Needs for Special Kids

The Shot Heard Around the World



On April 19, 1775, the first British soldiers were wounded by farmers in Lexington, Massachusetts and British soldiers were later killed at a nearby battle in Concord. It was the official beginning of the war.

Christa Joy, Special Needs for Special Kids

This unit contains 2 books on the Revolutionary War.

One version is 35 pages long and has more text per page.

Most of the things that led to the Revolutionary War were increased attempt of Great Britain to collect money from the colonists and tell them what they could and could not do.




\$\$\$



The other book is only 16 pages with less text per page. You can use EITHER book for this unit.

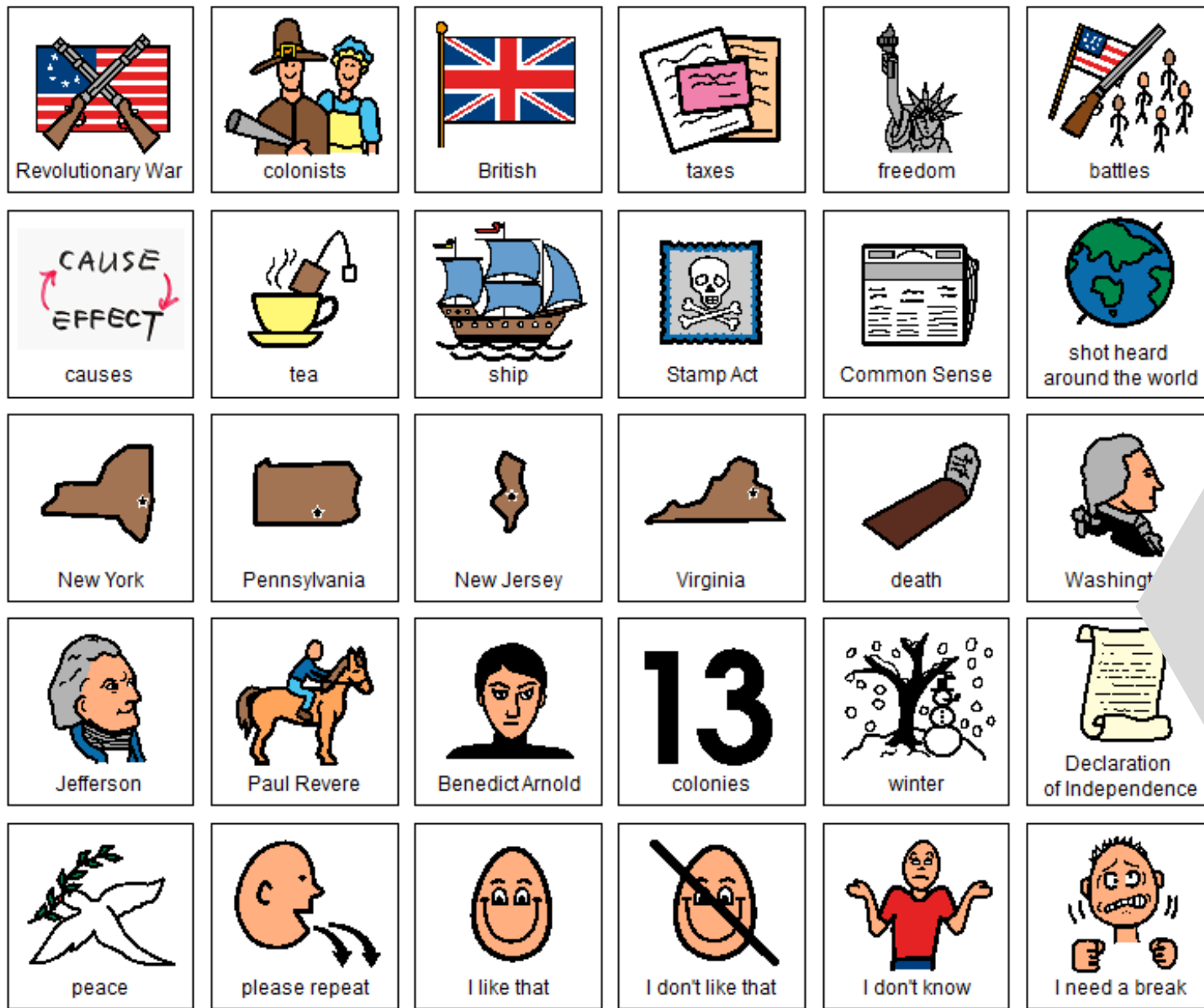
Ch

Thomas Jefferson



Both books come in PowerPoint and movie file (mp4) so you do not have to print it out.

Thomas Jefferson was the main writer of the **Declaration of Independence**. He would eventually become the third president of the United States.



Christa Joy, Special Needs for Special Kids
 The Picture Communication Symbols ©1981–2018 by Tobii Dynavox. All Rights Reserved
 Worldwide. Used with permission. Boardmaker® is a trademark of Tobii Dynavox.

This unit comes with a
vocabulary board.

Vocabulary boards are great
for ALL students to assist with
participation and engagement
in group discussions.

Tips on how to use in the unit!!

Also in black and white

Revolutionary War

1775-1783

War between the Continental Army and Great Britain. The colonists wanted to be free.



French and Indian War

War that the British won in the Ohio Valley. Wanted the colonists to pay for the losses. *One cause of the Revolutionary War.*



Battle at Yorktown

Last major battle of the war that led to the surrender of the British to the Continental Army.



Thomas Paine

Wrote the pamphlet that got the colonists to fight the war.



This unit comes with 26 vocabulary cards.

Every day students will do a group activity using these cards to get more familiar with words that are likely new to them.

Stamp Act

Law, made by Britain, that colonists would have to pay to send documents and other goods. *One cause of the Revolutionary War.*



Townshend Acts

The British decided to tax things like glass, lead, paint, paper and tea. *One cause of the Revolutionary War.*

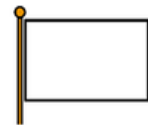


King George III

King of Great Britain before, during and after the Revolutionary War.



Battle at Yorktown



Thomas Paine



King George III



George Washington



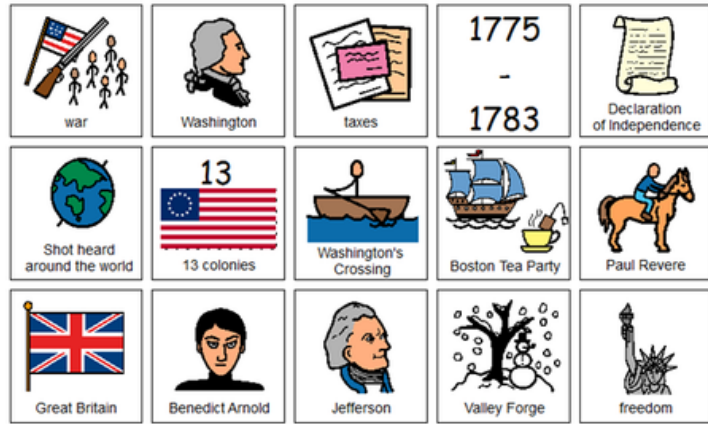
Cut out and match with the definitions on the previous pages.






Christa
The Picture Communication Sy
Worldwide. Used with per

Version 1 : Errorless
Place the following pictures in the circle map on previous page.




Version 2
Place the following pictures in the circle map on previous page if they have to do with the Revolutionary War.



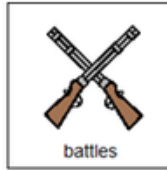
This unit contains 1 circle map. Circle maps are a great way to get the "big picture" of a topic. There are 2 versions:

1. Errorless option with only correct answers
2. Wrong answers mixed in that students will have to set aside.

Also in black and white



people



battles

Version 1

Version 1

Sort the following pictures into the correct column on the previous page.


 Washington	 Fort Ticonderoga	 Thomas Paine	 Boston Massacre	 Benedict Arnold
 Shot heard around the world	 Paul Revere	 New York battles	 Jefferson	 Battle at Saratoga
 Washington's crossing	 King George III	 Monmouth Courthouse	 French and Indian War	 John Adams
 Battle at Yorktown	 Treaty of Paris			

This unit contains **3 sorting activities**. The first one is the easiest. Students sort people vs events that occurred during the Revolutionary War.

Also in black and white



Yes



No

Version 2: easy

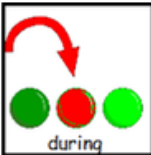


The Picture Commun...
Worldwide. Used w

This sorting activity sorts people who were and were not in the war. It has 2 versions:

1. **Easy:** People not in the war are storybook characters.
2. **Hard:** People not in the war are other real historical figures.

Also in black and white



This is the hardest of the sorting activities. Students will sort what happened before, during, and after the war.

Answer key included.

 Boston Massacre	 New York battles	 Boston Tea Party	 French and Indian War	 Shot heard around the world
 Townshend Acts	 Stamp Act	 Common Sense	 Battle at Ticonderoga	 Washington's crossing
 Battle at Saratoga	 Declaration of Independence	 Battle at Yorktown	 Monmouth Courthouse	 Treaty of Paris


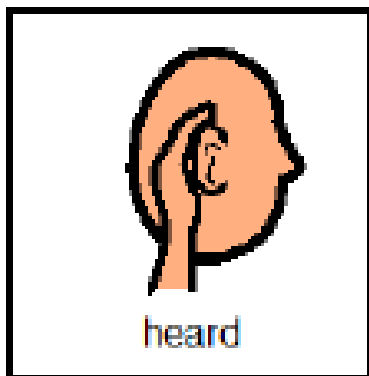
The Picture Communication Symbols ©1981-2018 by Tobii Dynavox. All Rights Reserved Worldwide. Used with permission. Boardmaker® is a trademark of Tobii Dynavox

Also in black and white



1775

Shot heard around
the world



*This unit contains 8 large
timeline cards so your students
can create a large timeline.*

*All the directions on how to do
this great group activity is
included!!*

Time Line




Version 1

1773


1775

1776

1783



Shot heard around the world



Declaration of Independence



Boston Tea Party



peace treaty

easy

Time Line

Version 2

1754-1763

1770

1773


1775

1776

1777

1781

1783



Shot heard around the world




Winter at Valley Forge



Boston Tea Party



Treaty of Paris



Declaration of Independence



French and Indian War



Surrender at Yorktown




Boston Massacre

hard

Also in black and white










There are **2 timelines** students can assemble in this unit depending on their learning level.

Answer key included.










Revolutionary War

easy

 Ticonderoga	 Boston Tea Party		
 George Washington	 Valley Forge		 Boston Tea Party
 Valley Forge	 George Washington		 Ticonderoga
		 Valley Forge	

Place the following images in the empty squares on the previous page, completing the sudoku puzzle.

 Boston Tea Party	 Boston Tea Party	 Ticonderoga	 Ticonderoga
 Valley Forge	 Washington	 Washington	












There is a Sudoku puzzle in this unit as well. This is a great way to work with the new vocabulary!!

Revolutionary War

hard

 Boston Tea Party		 George Washington		 Paul Revere	 Valley Forge
 Ticonderoga			 Boston Tea Party	 Stamp Act	 George Washington
 Valley Forge	 Boston Tea Party	 Stamp Act		 Ticonderoga	 Paul Revere
 George Washington	 Paul Revere			 Boston Tea Party	
 Paul Revere	 Ticonderoga	 Stamp Act		 Boston Tea Party	
	 Boston Tea Party		 George Washington	 Ticonderoga	

Place the following images in the empty squares on the previous page, completing the sudoku puzzle.

 Stamp Act	 Stamp Act	 Stamp Act	 Valley Forge
 Valley Forge	 Valley Forge	 Valley Forge	 Washington
 Ticonderoga	 Paul Revere	 Paul Revere	

There are 2 versions plus answer keys.



Also in black and white

Revolutionary War

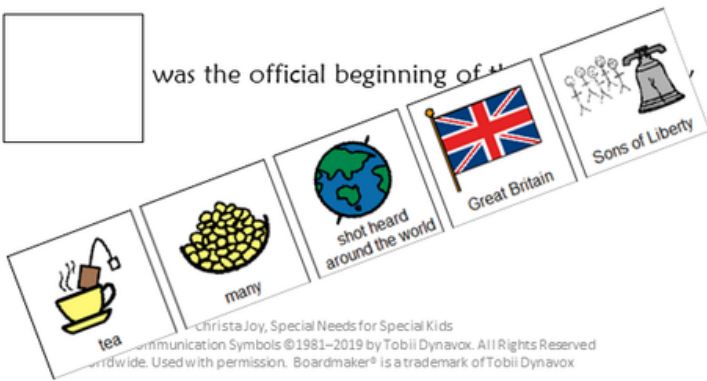
1. This war was between the colonists and .

2. This war started for reasons.

3. The Townshend act taxed things like , glass, and paper.

4. The threw all the tea into the harbor in protest.

5. The was the official beginning of the war.



Revolutionary War

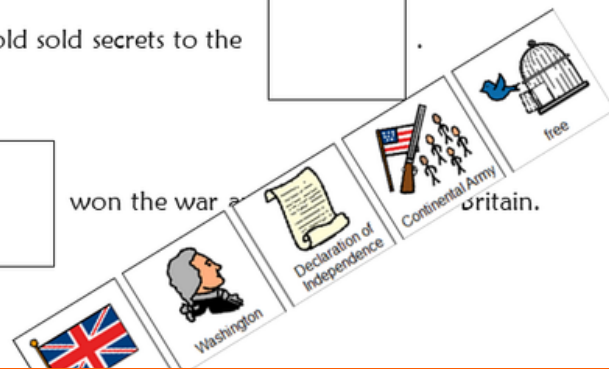
The colonists were fighting to be from Great Britain.

was the leader of the Continental Army.

Thomas Jefferson was the main writer of the .

Benedict Arnold sold secrets to the .

10. The won the war and Britain.



Close worksheet are a great informal assessment. This unit has 2 of them, for a total of 10 fill-in-the-blank questions.

Answer key included.

Also in black and white



The Revolutionary War

Christa Joy, Special Needs for Special Kids

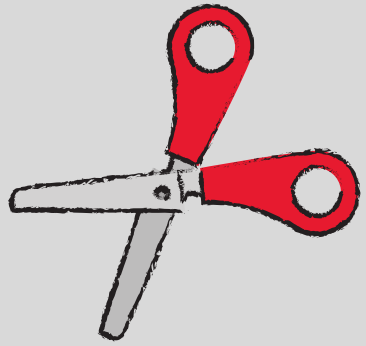
The Revolutionary War took place between

and

1

holes to cut out and put in the story.

13 pg Review booklet



There was so much information in this unit. I wanted a way for kids to take with them (physically) a summary of what they learned.

Plus it is a great review!!


There were many things that led to the Revolutionary War.

2

Christa Joy, Special Needs for Special Kids

Great Britain wanted the colonists to pay for losses during the French and Indian War.

3



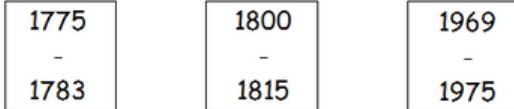
1775

1783



Christa Joy, Special Needs for Special Kids
The Picture Communication Symbols ©1981-2018 by Tobii Dynavox. All Rights Reserved
Worldwide. Used with permission. Boardmaker® is a trademark of Tobii Dynavox

1. When did the Revolutionary War occur:



2. How many colonies were there during the war:



3. Who were the colonists fighting?



4. What did the colonists want?




5. Who led the Continental Army?



Christa Joy, Special Needs for Special Kids
The Picture Communication Symbols ©1981-2018 by Tobii Dynavox
Worldwide. Used with permission. Boardmaker® is a trademark

Print onto cardstock or mount on index cards. Cut pictures apart and show student answer choices for each question.

Q 3



Q 4

Version 1

1. When did the Revolutionary War occur:

- A. 1775-1783
- B. 1800-1815
- C. 1969-1975

2. How many colonies were there during the war:

- A. 6
- B. 25
- C. 13

3. Who were the colonists fighting?

- A. Native Americans
- B. British
- C. George Washington

4. What did the colonists want?

- A. Tea
- B. Vacation
- C. Freedom

5. Who led the Continental Army?

- A. George Washington
- B. Thomas Jefferson
- C. Albert Einstein

6. Many things led up to the war. One of these was:

- A. Storm
- B. Stamp Act
- C. Treaty of Paris

7. What started the Revolutionary War?

- A. Boston Massacre
- B. Shot heard around the world
- C. Washington's Crossing

Christa Joy, Special Needs for Special Kids
The Picture Communication Symbols ©1981-2018 by Tobii Dynavox. All Rights Reserved
Worldwide. Used with permission. Boardmaker® is a trademark of Tobii Dynavox



FINALLY the assessment!! There are 3 versions.

- 10 questions with 3 picture choices for each question
- cut out the answer choices and glue them on index cards
- traditional multiple choice

Answer key included.

1. The **French and Indian War** occurred 1754-1763 in the Ohio river Valley. It was between the French and the British. The British won.



But, the war cost a lot of money. Great Britain decided to tax the colonists to help pay for the money they had lost.

Christa Joy, Special Needs for Special Kids

Watch the movie on the Revolutionary War

This unit also has digital activities. These make a great independent learning center. There is a movie version of the books students can listen to read aloud.

Great for review



people



battles

Sort the pictures into the correct column. If you are not sure, place in on the middle line.

 <p>Washington</p>	 <p>Ticonderoga</p>	 <p>Thomas Paine</p>	 <p>Boston Massacre</p>
 <p>Benedict Arnold</p>	 <p>Paul Revere</p>	 <p>shot heard around the world</p>	 <p>New York battle</p>
 <p>Battle at Saratoga</p>	 <p>Washington's Crossing</p>	 <p>King George III</p>	 <p>Monmouth Courthouse</p>
 <p>French and Indian War</p>	 <p>John Adams</p>	 <p>Battle at Yorktown</p>	 <p>Treaty of Paris</p>

Christa Joy, Special Needs for Special Kids
The Picture Communication Symbols ©1981–2020 by Tobii Dynavox. All Rights Reserved
Worldwide. Used with permission. Boardmaker® is a trademark of Tobii Dynavox



The digital activities have students click and drag their answers.

perfect for all learning levels

Time Line



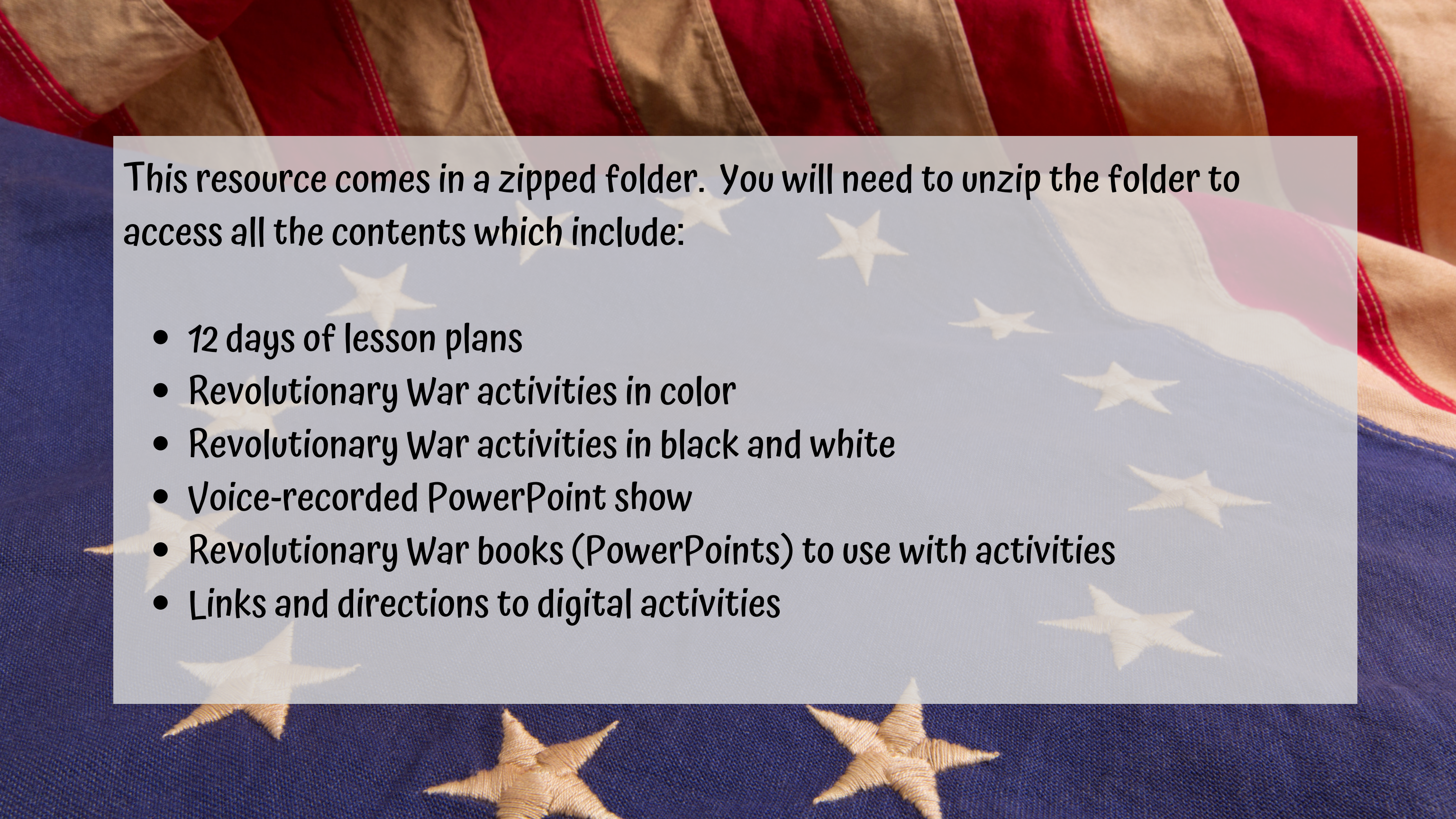
Place the images in the correct order on the timeline.



ChristaJoy, Special Needs for Special Kids

The Picture Communication Symbols ©1981-2020 by Tobii Dynavox. All Rights Reserved Worldwide. Used with permission. Boardmaker® is a trademark of Tobii Dynavox

There are 2 sets of slides. One set has color-coding for more support.



This resource comes in a zipped folder. You will need to unzip the folder to access all the contents which include:

- *12 days of lesson plans*
- *Revolutionary War activities in color*
- *Revolutionary War activities in black and white*
- *Voice-recorded PowerPoint show*
- *Revolutionary War books (PowerPoints) to use with activities*
- *Links and directions to digital activities*