

Special Ed

REINDEER



ALSO INCLUDES GOOGLE SLIDES



For students who:

- *are emerging or non-readers*
- *take alternate assessments*
- *are in special education*
- *short-attention span*
- *lack pre-requisite skills*
- *benefit from the use of pictures for support*

Reindeer Unit

By
Christa Joy
Special Needs for Special Kids



Christa Joy, Special Needs for Special Kids
The Picture Communication Symbols ©1981–2018 by Tobii Dynavox. All Rights Reserved
Worldwide. Used with permission. Boardmaker® is a trademark of Tobii Dynavox

Table of Contents

Pages	Activity
4-22	Reindeer book
23-25	Vocabulary board
26-31	Reindeer circle map
32-37	Sorting: animals with and without horns
38-43	Sorting animals by climate
44-46	Map of Reindeer habitat
47-53	Reindeer facts
54-55	Terms of Use

Also included with this unit is a power point show that is narrated and has automatic advancement of slides. Let me know in the feedback if this was helpful 😊

Also included with this unit are digital activities. The directions to access them are in a separate file.

Christa Joy, Special Needs for Special Kids
The Picture Communication Symbols ©1981–2018 by Tobii Dynavox. All Rights Reserved
Worldwide. Used with permission. Boardmaker® is a trademark of Tobii Dynavox

This unit contains printable material plus google slides. There are 2 separate files, one in color and one in black and white. I have included a detailed lesson plan to help you make the most of everything in this unit including how to add some group activities.

Day 1

Activity	Notes	Materials
Read the book: Reindeer (10 minutes)	<ul style="list-style-type: none">• Since this is the first-time students are seeing the book, I focus a lot on the pictures<ul style="list-style-type: none">◦ Ask lots of questions about what they might think the pictures mean or may relate to• Make connections between book and vocabulary board (have students find relevant symbols on their boards to go with a concept or photo on page.)• Go through the book twice, once just looking at the photos and a second time reading the story	<ul style="list-style-type: none">• Book• Vocabulary board
Vocabulary board I Spy Game (10 minutes)	<ul style="list-style-type: none">• I play this game, or variations of it the first few days• Since this is the first time playing this game, I make it easy. Hold up a symbol from the board, and have students find the matching one and point to it on their board	<ul style="list-style-type: none">• Vocabulary board cut apart• Vocabulary board
Circle Map (10 minutes)	<ul style="list-style-type: none">• Do the circle map on reindeer<ul style="list-style-type: none">◦ Choose the best version (errorless or not) depending on the learning level of your students◦ Students cut out symbols and place in circle map.• Make connections to the book as necessary	<ul style="list-style-type: none">• Circle map• Scissors• Glue
Sharing (10 minutes)	<ul style="list-style-type: none">• Each student shares their circle map with the group using the communication method of their choice• This repetition is so important. Students are hearing the relevant vocabulary when:<ul style="list-style-type: none">◦ Read the story◦ Review the vocabulary board◦ Complete the circle map◦ Share the circle map	<ul style="list-style-type: none">• Completed circle maps• Communication devices

The lesson plans contain:

- Overall tips for teaching students with significant needs
- A quick look at what you will do each day
- Detailed instructions on how that day's lesson should run



This unit comes with a vocabulary board.

Vocabulary boards are great for ALL students to assist with participation and engagement in group discussions.

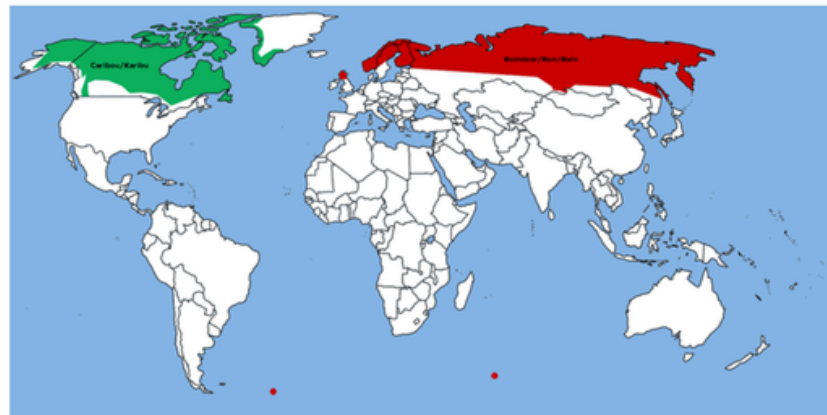
Tips on how to use in the unit!!

Reindeer are also called caribou.



There is a 19-page book with simple text and engaging photos.

In North America, you will find them in Canada and Alaska.



Across the Atlantic Ocean, you will find reindeer living in northern Europe, Russia, and Greenland. All places where it is cold for most of the year.

It comes in pdf version as well as a voice recorded PowerPoint (so you don't have to print it out.) There is also a movie version you can use in google slides.

Cut apart and place in the circle map on the previous page.



Cut apart and place in the circle map on the previous page **ONLY IF** they deal with reindeer.



There is a circle map reviewing facts about reindeer from the book.

Circle maps are a great way for students to see the concept at a glance. There are 2 versions:

- One is errorless
- One has wrong answers mixed in students will have to set aside



aside



Christa Joy, 5

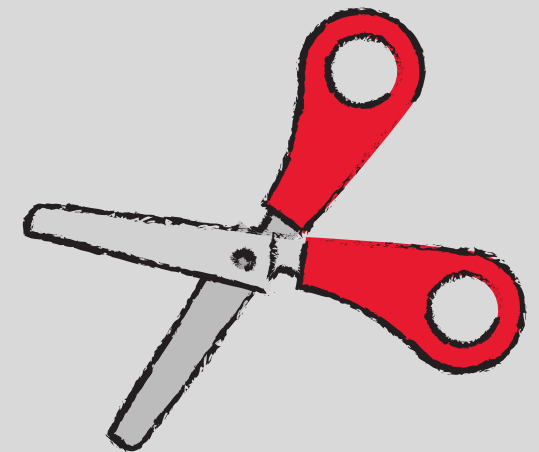



There is a map activity where students will label where reindeer live in the world. It comes with a differentiated version (shown here) for students who need more support.



Christa Joy, Special Needs for Special Kids

differentiated







There are 2 different sorting activities. They come with large category labels to put on construction paper and pictures to sort. There are both photos and picture symbols.




Christa Joy, Special Needs for Special Kids
The Picture Communication Symbols ©1981-2019 by Tobii Dynavox. All Rights Reserved
Worldwide. Used with permission. Boardmaker® is a trademark of Tobii Dynavox



Christa Joy, Special Needs for Special Kids
The Picture Communication Symbols ©1981-2019 by Tobii Dynavox. All Rights Reserved
Worldwide. Used with permission. Boardmaker® is a trademark of Tobii Dynavox



hot



cold



Christa Joy, Special Needs for Special Kids
The Picture Communication Symbols ©1981-2019 by Tobii Dynavox. All Rights Reserved
Worldwide. Used with permission. Boardmaker® is a trademark of Tobii Dynavox




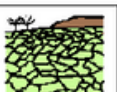




Christa Joy, Special Needs for Special Kids
The Picture Communication Symbols ©1981-2019 by Tobii Dynavox. All Rights Reserved
Worldwide. Used with permission. Boardmaker® is a trademark of Tobii Dynavox

Suggestions for differentiation are included in both sorting activities.









If the picture relates to a reindeer, glue a picture of a reindeer in the box.

 eggs	
 fawn	
 desert	
 tundra	
 caribou	
 fur	

Christa Joy, Special Needs for Special Kids
The Picture Communication Symbols ©1981-2019 by Tobii Dynavox. All Rights Reserved
Worldwide. Used with permission. Boardmaker® is a trademark of Tobii Dynavox


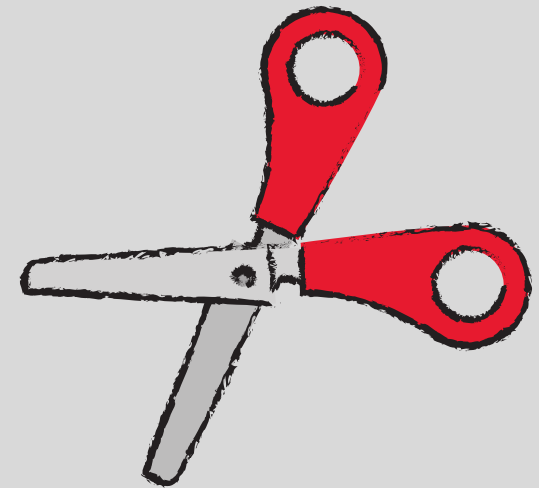
Quiz

If the picture relates to a reindeer, glue a picture of a reindeer in the box.

 antlers	
 feathers	
 Alaska	
 Hawaii	
 fast	
 swim	

Christa Joy, Special Needs for Special Kids
The Picture Communication Symbols ©1981-2019 by Tobii Dynavox. All Rights Reserved
Worldwide. Used with permission. Boardmaker® is a trademark of Tobii Dynavox

This is the quiz included in this unit. Students will glue a picture of a reindeer next to each fact that is true about reindeer. All facts are covered in the book that is included.



They can get quite big, weighing between 240 pounds if they are a female and up to 700 pounds if they are a male.



1:39 / 3:23

Christa Joy, Special Needs for Special Kids



Watch the movie on reindeer.

This unit also includes digital versions of the activities.

Students can watch a movie book version of the book rather than printing it out.









antlers/horns



no antlers/horns

Sort the pictures into those animals that have antlers and those that do not.

 deer	 gorilla	 buffalo	 horse
 mouse	 cricket	 moose	 dog
 rhinoceros	 cat	 caterpillar	 B...
 snake	 pig	 goat	

Christa Joy, Special Needs for Special Kids
The Picture Communication Symbols ©1981–2019 by Tobii Dynavox. All Rights Reserved
Worldwide. Used with permission. Boardmaker® is a trademark of Tobii Dynavox

Each activity is set up so students can click and drag answers. No typing is required.

Make great independent work centers



eggs



fawn



desert



tundra



caribou



fur



If the following are true about a reindeer, then place a picture of a reindeer in the box.



reindeer



reindeer



reindeer



reindeer



reindeer



reindeer

Christa Joy, Special Needs for Special Kids
The Picture Communication Symbols ©1981-2019 by Tobii Dynavox. All Rights Reserved
Worldwide. Used with permission. Boardmaker® is a trademark of Tobii Dynavox

The second set of slides uses color for differentiation and extra support for students who may need it. Mix and match slides from both sets to make the perfect set for each student.

Perfect for every learning level